



**LYNX**<sup>®</sup>

**PRODUCT SPEC BOOK 2025**  
VEHICLE SPECIFICATIONS – ACCESSORIES – APPAREL



# LYNX<sup>®</sup> PRODUCT SPEC BOOK 2025

## VEHICLE SPECIFICATIONS

- 7 Rave GLS
- 8 Rave RE
- 9 Rave RE with Enduro Package
- 10 Adventure
- 11 Adventure Limited
- 12 Adventure LX
- 13 Adventure Electric
- 14 Xterrain
- 15 Xterrain RE
- 16 Brutal RE
- 17 Brutal RE (500 mm)
- 18 Commander
- 19 Commander RE
- 20 Commander Limited
- 21 Shredder
- 22 Shredder RE
- 23 Shredder DS
- 24 49 Ranger
- 25 49 Ranger PRO
- 26 59 Ranger
- 27 59 Ranger PRO
- 28 59 Ranger Alpine
- 29 69 Ranger Alpine
- 30 69 Ranger PRO
- 31 Models and platforms
- 32 Comparison table

## ACCESSORIES

- 37 LinQ accessories
- 38 Accessory bundles
- 40 Storage
- 49 Seats & Accessories
- 52 Wind protection & Mirrors
- 57 Bumpers
- 60 Towing
- 61 Skid plates, Protectors & Reinforcement
- 64 Ergonomics
- 66 Lights
- 67 Electrical
- 70 Rave 120 & 200 Accessories
- 71 59 Ranger & 69 Ranger Alpine Accessories
- 72 Suspension
- 74 Covers
- 76 Skis
- 77 Universal
- 79 Cooling
- 80 Trailing & Covers
- 82 Parts & Performance
- 82 PDrive Pulley Service Kits
- 83 XPS Oils and Maintenance Products
- 85 Tracks and Drive Belts

## APPAREL

- 88 Shell layer comparison chart
- 90 Stamina
- 95 Technology guide: Exo Float Assist
- 96 Technology guide: Sympatex
- 97 Technology guide: Primaloft
- 98 Apparel technologies
- 99 Technology guide: Deep Snow apparel comparison
- 100 Quantum
- 104 Squadron
- 108 How to layer right
- 110 Tec Layer
- 112 Lynx x Svala
- 116 Racing
- 118 Active Wear
- 120 Advex Helmets
- 123 Oxygen Helmets
- 124 Vibe Communication System
- 126 Pyra Helmets
- 127 Exome Helmets
- 128 Radien Helmets
- 129 M-Forge, eLinQ and Fidlock technologies
- 130 Goggles
- 132 Handwear
- 133 Bags
- 134 Headwear
- 136 Sportswear: RE Collection
- 138 Sportswear: Signature Collection
- 140 Sportswear: Premium Collection
- 141 Footwear
- 142 How to measure



**LYNX 2025**

# AT HOME IN THE HARSHTEST CONDITIONS

When you come from northern Finland, one thing you have to be is tough.

You can see it in our 2025 lineup, from the trail-hungry Rave GLS to the fierce Brutal RE.

In fact, all of our snowmobiles take the most inhospitable conditions in their stride.

So choose the toughest sleds on the snow, choose Finnish.



# 2025 WHAT'S NEW

THE RACING LEGEND RETURNS



## RAVE GLS 40<sup>TH</sup> ANNIVERSARY EDITION

40 years of trail dominance: Retro meets Turbo in a legendary design inspired by the legendary GLS 3300 model. Unleash power with the most advanced 2-stroke turbo engine ever.

ALL TERRAIN ADVENTURER



## BRUTAL RE EXTREME CROSSOVER SNOWMOBILE

With its turbo power and a monster track, the new Brutal RE can go places no other crossovers dare.

ELEVATE YOUR TRAIL TALES



## ADVENTURE LIMITED TRAIL SNOWMOBILE

Irresistible comfort, top-notch performance and cutting-edge design for demanding trail adventurers. The newborn Adventure Limited takes the adventure to a new level.

THE POWER TO EXPLORE FURTHER



## XTERRAIN RE CROSSOVER SNOWMOBILE

For turbo-charged trail adventures. The Xtterrain RE is the extreme trail crossover that thrills with its unparalleled riding dynamics, boosted with Rotax® turbo power. Kilometer after kilometer.

UNLEASH THE TRAIL BEAST



## ROTAX 850 E-TEC TURBO R ENGINE WITH WATER INJECTION

The most powerful factory-built snowmobile engine, available with Rave GLS 40th Anniversary Edition and Xtterrain RE. Instant acceleration with ferocious, yet seamless power.

UNLOCK NEW ADVENTURES



## 10.25" TOUCHSCREEN DISPLAY WITH BUILT-IN GPS

The 10,25 inch full color touchscreen display has enhanced features like built-in GPS with trail and topographic maps, allowing you to navigate without phone connection. Connect your phone with the BRP Go! app and unlock a world of new winter adventures with extended features.

## NEW NYLON REINFORCED MERINO MATERIAL!

Merino properties with Cordura durability!

**CORDURA**  
Advanced Fabrics

Polyamide  
Cordura Filament

Wool Fibre

By using a special spinning technique, where Cordura filament is twisted around Merino yarn, the result is a groundbreaking durable and lightweight natural Merino base layers.

**Warm, Comfortable (no itch), Extremely Durable, Odour-resistant.**

**Unisex, Slim-fit, Flat seams, Round neckline, Longer hem at the back, UV blocking Merino/Cordura knit**



**LYNX X SVALA  
CORDURA MERINO  
BASE LAYER**



## LED SIGNAL LIGHTS

Add extra safety on trails: signal to other drivers about the sleds behind you or potential danger spots with distinctive colored lights. Available for windscreen or handguards.



## QUANTUM LITE OPS

Experience the no-compromise attitude of the Quantum line in the new Quantum Lite OPS. The flexible shell with 2-ply Sympatex membrane keeps you warm and protected without restricting your movements.



## STAMINA RE JACKET

The original Lynx Stamina provides ultimate protection even in the harshest riding conditions. The 2025 novelty Stamina Trail RE combines the collection's ultra high performance with a cool racing look.

# ROTAX® ENGINES



## ROTAX 2-STROKE ENGINES

Heart-thumping power, lightweight design, proven reliability – E-TEC direct-injection engine technology delivers the most sought-after attributes in the snowmobile industry.

Our lineup of 2-stroke engines now includes the brand-new 600 EFI (Electronic Fuel Injection) engine. Reliable, affordable and easy to use, it's an entry-level engine that far exceeds what you thought an entry-level engine had to be.

With E-TEC engine lineup you also get:

- Industry-leading fuel economy<sup>2</sup>
- Excellent oil economy
- Virtually no smoke or smell
- Light, linear throttle pull
- Automatic summerization process

### 850 E-TEC TURBO R

- 180 hp up to 2400 meters<sup>1</sup>
- World's first factory-built 2-stroke turbo

### 850 E-TEC

- 165 horsepower<sup>1</sup>
- Down to 12.3 L/100 km<sup>2</sup>

### 600R E-TEC

- 125 horsepower<sup>1</sup>
- Down to 11.3 L/100 km<sup>2</sup>

### 600 EFI

- 85 horsepower<sup>1</sup>
- Down to 13.3 L/100 km<sup>2</sup>

E-TEC engines are the best-selling 2-stroke engines in snowmobiling.<sup>4</sup>

## ROTAX ACE™ 4-STROKE ENGINES

With the Advanced Combustion Efficiency (ACE) family of engines, BRP engineers optimized the combustion system, reduced mechanical friction, and freed intake and exhaust breathing. The result is the most efficient engines in snowmobiling. Not only are they efficient, they're a pleasure to operate and own. Very little maintenance is required; they run smoothly and produce a nice, solid – yet quiet – sound.

### 900 ACE TURBO R

- Rotax-designed turbocharger
- 180 horsepower<sup>1</sup>
- Cable-activated throttle with reconfigured iTC

### 900 ACE TURBO – 130 WITH iTC

- 130 horsepower<sup>1</sup>
- Down to 12.1 L/100 km<sup>3</sup>

### 900 ACE WITH iTC

- 3 cylinders
- 95 horsepower<sup>1</sup>
- Down to 10.8 L/100 km<sup>3</sup>

### 600 ACE WITH iTC

- 2 cylinders
- 62 horsepower<sup>1</sup>
- Down to 8 L/100 km – the most fuel-efficient in the entire industry<sup>3</sup>

ACE engines are the best-selling 4-stroke engines in snowmobiling.<sup>4</sup>

## INTELLIGENT THROTTLE CONTROL

Standard on the ACE engines, the iTC™ system delivers a whole different snowmobiling experience.

- **Driving Modes:** A button on the console enables you to select one of three driving modes. Standard mode ensures a smooth start and linear acceleration; Sport enables full performance and quicker acceleration; ECO® limits top speed and acceleration rates for a more relaxed, fuel-conserving ride.
- **Finger Throttle** (only on 600 ACE and 900 ACE engines without Turbo): The throttle block can be rotate forward for use as a finger throttle, if preferred. Great for changing hand positions on a long ride and for more control through bumps.

<sup>1</sup> Observed metric horsepower based on internal dyno test performed in optimal conditions.

<sup>2</sup> Data based on internal engineering trail testing.

<sup>3</sup> Data based on internal engineering trail testing in ECO mode.

<sup>4</sup> Based on retail sale results as of December 31, 2019.



**Experience the advantage of XPS.** Oil and care products engineered to extend the life of your ride, tested in the world's harshest conditions, and designed to optimize your vehicle's performance. Learn more at [XPSlubricants.com](http://XPSlubricants.com)

# RAVE GLS



## ROTAX® ENGINE

### 850 E-TEC Turbo R

#### Engine details

Liquid-cooled, two-stroke, turbocharged, water injection system, 3-D R.A.V.E.™

Cylinders	2
Displacement	849 cc
Bore	82 mm
Stroke	80.4 mm
Maximum engine speed	7900 RPM
Carburation	Electronic Direct Injection with additional booster injectors
Recommended fuel type	Unleaded
Minimum octane	95
Fuel tank	37 liters
Oil tank capacity (2-stroke)	3.4 liters

## POWERTRAIN

Drive clutch type	pDrive with clickers
Driven clutch type	QRS
Brake system	RS brake with 4 piston caliber, adjustable brake lever, aluminium master cylinder

## DRY WEIGHT


Dry weight	241 kg
------------	--------

## FEATURES

Frame	Radien <sup>2</sup>
Skis	Blade XC+
Seating	Sport, 1-up
Handlebar	U-type aluminium with hooks
Riser block height	90 mm
Starter	Manual with SHOT
Reverse	RER

Heated throttle lever	Standard
Heated grips	Standard
Gauge	10.25" Touchscreen Display
Windshield	Low
USB power outlet	Yes, in front compartment
LinQ attachment	2 pairs

## COLOUR

 Race Orange / Black

## DIMENSIONS

Vehicle overall length*	3040 mm
Vehicle overall width	1270 mm
Vehicle overall height	1140 mm
Ski stance	1097 mm
Track nominal width	381 mm
Track nominal length	3487 mm
Track profile height	38 mm Ice Ripper XT studded

## SUSPENSION

Front suspension	LFS+
Front shock	KYB PRO 46 HLCR Kashima
Rear suspension	PPS <sup>3</sup>
Center shock	KYB PRO 46 HLCR Kashima
Rear shock	KYB PRO 46 HLCR Kashima

\* Vehicle overall length without snowflap.

# RAVE RE



Trail



Viper Red/Black

## ROTAX® ENGINE

### 600R E-TEC

### 850 E-TEC

Engine details	Liquid-cooled, two-stroke, 3-D R.A.V.E.™	
Cylinders	2	
Displacement	599.4 cc	849 cc
Bore	72.3 mm	82 mm
Stroke	73 mm	80.4 mm
Maximum engine speed	8100 RPM	7900 RPM
Carburation	Electronic Direct Injection	Electronic Direct Injection with additional booster injectors
Recommended fuel type	Unleaded	
Minimum octane	95	
Fuel tank	37 liters	
Oil tank capacity (2-stroke)	3.4 liters	

## COLOUR

Viper Red/Black

## DIMENSIONS

Vehicle overall length*	3040 mm
Vehicle overall width	1270 mm
Vehicle overall height	1140 mm
Ski stance	1097 mm
Track nominal width	381 mm
Track nominal length	3487 mm
Track profile height	41 mm Cobra 38 mm Ice Ripper XT studded (spring only)

## POWERTRAIN

Drive clutch type	pDrive with clickers
Driven clutch type	QRS
Brake system	RS brake with 4 piston caliber, adjustable brake lever, aluminium master cylinder

## DRY WEIGHT

Dry weight	220 kg	231 kg
------------	--------	--------

## SUSPENSION

Front suspension	LFS+
Front shock	KYB PRO 46 HLCR Kashima
Rear suspension	PPS <sup>3</sup>
Center shock	KYB PRO 46 HLCR Kashima
Rear shock	KYB PRO 46 HLCR Kashima

## FEATURES

Frame	Radien <sup>2</sup>	Heated throttle lever	Standard
Skis	Blade XC+	Heated grips	Standard
Seating	Sport, 1-up	Gauge	7.2" wide digital display / 10.25" Touchscreen Display (spring only)
Handlebar	U-type aluminium with hooks	Windshield	Low
Riser block height	90 mm	USB power outlet	Yes, in front compartment
Starter	Manual Electric (spring only)	LinQ attachment	2 pairs
Reverse	RER		

\* Vehicle overall length without snowflap.



# RAVE RE WITH ENDURO PACKAGE



## ROTAX® ENGINE

### 600R E-TEC

Engine details	Liquid-cooled, two-stroke, 3-D R.A.V.E.™
Cylinders	2
Displacement	599.4 cc
Bore	72.3 mm
Stroke	73 mm
Maximum engine speed	8100 RPM
Carburation	Electronic Direct Injection
Recommended fuel type	Unleaded
Minimum octane	95
Fuel tank	37 liters
Oil tank capacity (2-stroke)	3.4 liters

## POWERTRAIN

Drive clutch type	pDrive with clickers
Driven clutch type	QRS
Brake system	RS brake with 4 piston caliber, adjustable brake lever, aluminium master cylinder

## DRY WEIGHT

Dry weight	219 kg
------------	--------

## FEATURES

Frame	Radien <sup>2</sup>
Skis	Blade XC+
Seating	Sport, 1-up
Handlebar	U-type aluminium with hooks
Riser block height	90 mm
Starter	Manual
Reverse	RER

Heated throttle lever	Standard
Heated grips	Standard
Gauge	7.2" wide digital display
Windshield	Low
USB power outlet	Yes, in front compartment
LinQ attachment	1 pair

## COLOUR



Viper Red/Black

## DIMENSIONS

Vehicle overall length*	2920 mm
Vehicle overall width	1270 mm
Vehicle overall height	1140 mm
Ski stance	1097 mm
Track nominal width	381 mm
Track nominal length	3269 mm
Track profile height	41 mm Cobra

## SUSPENSION

Front suspension	LFS+
Front shock	KYB PRO 46 HLCR Kashima
Rear suspension	PPS <sup>3</sup>
Center shock	KYB PRO 46 HLCR Kashima
Rear shock	KYB PRO 46 HLCR Kashima

\* Vehicle overall length without snowflap.

# ADVENTURE



Trail  
+ Family Fun



## ROTAX® ENGINE

### 600 ACE

Engine details	Liquid-cooled, four-stroke D.O.H.C.
Cylinders	2
Displacement	600 cc
Bore	74 mm
Stroke	69.7 mm
Maximum engine speed	7250 RPM
Carburation	EFI
Recommended fuel type	Unleaded
Minimum octane	95
Fuel tank	37 liters

## COLOUR

 Viper Red / Black

## DIMENSIONS

Vehicle overall length*	3160 mm
Vehicle overall width	1280 mm
Vehicle overall height	1280 mm
Ski stance	1097 mm
Track nominal width	381 mm
Track nominal length	3705 mm
Track profile height	41 mm Cobra

## POWERTRAIN

Drive clutch type	eDrive II
Driven clutch type	QRS
Brake system	Hydraulic brake with braided steel brake line, aluminium master cylinder

## SUSPENSION

Front suspension	LFS+
Front shock	KYB 36
Rear suspension	PPS <sup>3</sup>
Center shock	KYB 36
Rear shock	KYB 36

## DRY WEIGHT

Dry weight	227 kg
------------	--------

## FEATURES

Frame	Radien-X	Heated grips	Standard
Skis	Blade DS+	Gauge	4.5" digital display
Seating	Sport, 1-up	Windshield	Medium with side deflectors
Handlebar	U-type steel with hooks	Visor Plug front / rear	Front
Riser block height	120 mm	USB power outlet	Yes, in front compartment
Starter	Electric	Air radiator with fan	
Reverse	Mechanical	LinQ attachment	2 pairs
Heated throttle lever	Standard		

\* Vehicle overall length without snowflap.

# ADVENTURE LIMITED



Trail  
+ Family Fun



## ROTAX® ENGINE

	900 ACE	900 ACE Turbo
<b>Engine details</b>	Liquid-cooled, four-stroke D.O.H.C.	Liquid-cooled, four-stroke D.O.H.C., turbocharged
<b>Cylinders</b>	3	
<b>Displacement</b>	899.0 cc	
<b>Bore</b>	74 mm	
<b>Stroke</b>	69.7 mm	
<b>Maximum engine speed</b>	7250 RPM	7750 RPM
<b>Carburation</b>	EFI	
<b>Recommended fuel type</b>	Unleaded	
<b>Minimum octane</b>	95	
<b>Fuel tank</b>	37 liters	

## POWERTRAIN

<b>Drive clutch type</b>	pDrive
<b>Driven clutch type</b>	QRS
<b>Brake system</b>	Hydraulic brake with braided steel brake line, aluminium master cylinder

## DRY WEIGHT

<b>Dry weight</b>	247 kg (1 up) 258 kg (2 up)	252 kg (1 up) 263 kg (2 up)
-------------------	--------------------------------	--------------------------------

## FEATURES

<b>Frame</b>	Radien <sup>2</sup>
<b>Skis</b>	Blade DS+
<b>Seating</b>	Sport, 1-up or 2-up heated
<b>Handlebar</b>	U-type steel with hooks
<b>Riser block height</b>	120 mm
<b>Starter</b>	Electric
<b>Reverse</b>	Electromechanical
<b>Heated throttle lever</b>	Standard

## COLOUR

 Noble Bronze / Black

## DIMENSIONS

<b>Vehicle overall length*</b>	3180 mm
<b>Vehicle overall width</b>	1280 mm
<b>Vehicle overall height</b>	1320 mm
<b>Ski stance</b>	1097 mm
<b>Track nominal width</b>	381 mm
<b>Track nominal length</b>	3705 mm
<b>Track profile height</b>	41 mm Cobra

## SUSPENSION

<b>Front suspension</b>	LFS+
<b>Front shock</b>	KYB 36 Plus R
<b>Rear suspension</b>	PPS <sup>5</sup>
<b>Center shock</b>	KYB 36 Plus Kashima
<b>Rear shock</b>	KYB 46 Plus Kashima

\* Vehicle overall length without snowflap.

# ADVENTURE LX



Family Fun  
+ Trail



Viper Red / Black

## ROTAX® ENGINE

### 600 ACE

Engine details	Liquid-cooled, four-stroke D.O.H.C.
Cylinders	2
Displacement	600 cc
Bore	74 mm
Stroke	69.7 mm
Maximum engine speed	7250 RPM
Carburation	EFI
Recommended fuel type	Unleaded
Minimum octane	95
Fuel tank	37 liters

## COLOUR

Viper Red / Black

## DIMENSIONS

Vehicle overall length*	3060 mm
Vehicle overall width	1280 mm
Vehicle overall height	1470 mm
Ski stance	1097 mm
Track nominal width	381 mm
Track nominal length	3487 mm
Track profile height	32 mm Ripsaw

## POWERTRAIN

Drive clutch type	eDrive II
Driven clutch type	QRS
Brake system	Hydraulic brake with braided steel brake line, aluminium master cylinder

## SUSPENSION

Front suspension	LFS+
Front shock	KYB 36
Rear suspension	PPS <sup>3</sup>
Center shock	KYB 36
Rear shock	KYB 36

## DRY WEIGHT

Dry weight	240 kg
------------	--------

## FEATURES

Frame	Radien-X	Heated grips	Standard
Skis	Blade DS+	Gauge	4.5" digital display
Seating	2-up	Windshield	Extra high with side deflectors
Handlebar	U-type steel with hooks	Visor Plug front / rear	Front
Riser block height	120 mm	USB power outlet	Yes, in front compartment
Starter	Electric	Air radiator with fan	Yes
Reverse	Mechanical	LinQ attachment	1 pair
Heated throttle lever	Standard		

\* Vehicle overall length without snowflap.

# ADVENTURE ELECTRIC



Family Fun  
+ Trail



## PACKAGE HIGHLIGHTS

- The Adventure Electric is the first in a line of electric snowmobiles to be powered by the proprietary ROTAX E-POWER technology on Radian<sup>2</sup> platform.
- Specifically designed to minimize the cost of ownership for the tour operators, starting with its price.
- Tour operators can offer a zero-emission experience to their customers and have access to eco-sensitive environments.
- Provides a unique riding experience because it's easy to operate and less intimidating. More inviting to rediscover the spectacular winter landscape and enjoy the outdoors like never before!
- Range is optimized for short guided tour circuits, with fast automotive-standard level 2 charging for quick return to operations.
- Recharge time with level 2 standard is 90 minutes to recharge the battery from 10% to 80%.
- Features a 10.25" in touchscreen digital display with simple easy-to-read instructions.
- Tour operators will have access to speed limitation options for inexperienced riders.
- Features 585 mm tall windshield and LED lighting.

### MOTOR

ROTAX E-POWER

### BATTERY

Battery	Integrated lithium-ion
Charger type	On-board charger, level 2
Connector	J1772 type 2
Charging time	1.5 h for 10%-80%. Less than 3 h for 0-100%

### POWERTRAIN

Transmission	Clutchless direct drive with chaincase
Drive sprocket pitch	73 mm

### DRY WEIGHT

Dry weight	245 kg
------------	--------

### FEATURES

Frame	Radian <sup>2</sup>
Skis	Pilot 5.7 SLT
Seating	2-up
Handlebar	Standard with J-hooks
Riser block height	120 mm
Starter	Electric

### COLOUR

Viper Red / Bright White

### DIMENSIONS

Vehicle overall length*	2940 mm
Vehicle overall width	1250 mm
Vehicle overall height	1470 mm
Ski stance	1097 mm
Track nominal width	356 mm
Track nominal length	3048 mm
Track profile height	19 mm High-Efficiency

### SUSPENSION

Front suspension	LFS+
Front shock	Motion Control
Rear suspension	Revised SC-5
Center shock	Motion Control
Rear shock	KYB 36

\* Vehicle overall length without snowflap.

# XTERRAIN



On & Off Trail  
+ Trail  
+ Family Fun



## ROTAX® ENGINE

	600R E-TEC	600 EFI
<b>Engine details</b>	Liquid-cooled, two-stroke, 3-D R.A.V.E.™	Liquid-cooled, two-stroke
<b>Cylinders</b>	2	
<b>Displacement</b>	599.4 cc	
<b>Bore</b>	72.3 mm	
<b>Stroke</b>	73 mm	
<b>Maximum engine speed</b>	8100 RPM	7500 RPM
<b>Carburation</b>	Electronic Direct Injection	EFI
<b>Recommended fuel type</b>	Unleaded	
<b>Minimum octane</b>	95	
<b>Fuel tank</b>	37 liters	
<b>Oil tank capacity (2-stroke)</b>	3.4 liters	

## POWERTRAIN

<b>Drive clutch type</b>	pDrive with clickers	pDrive
<b>Driven clutch type</b>	QRS	
<b>Brake system</b>	Hydraulic brake with braided steel brake line, aluminium master cylinder	

## DRY WEIGHT

<b>Dry weight</b>	220 kg	221 kg
-------------------	--------	--------

## FEATURES

<b>Frame</b>	Radien <sup>2</sup> (600R) Radien (600 EFI)
<b>Skis</b>	Blade XC+
<b>Seating</b>	Sport, 1-up
<b>Handlebar</b>	U-type aluminium with hooks, low grab handle
<b>Riser block height</b>	120 mm
<b>Starter</b>	Electric and manual
<b>Reverse</b>	RER

<b>Heated throttle lever</b>	Standard
<b>Heated grips</b>	Standard
<b>Gauge</b>	4.5" digital display
<b>Windshield</b>	Low
<b>Visor Plug front / rear</b>	Front
<b>USB power outlet</b>	Yes, in front compartment
<b>LinQ attachment</b>	2 pairs

## COLOUR

 Race Orange / Black

## DIMENSIONS

<b>Vehicle overall length*</b>	3180 mm
<b>Vehicle overall width</b>	1270 mm
<b>Vehicle overall height</b>	1280 mm
<b>Ski stance</b>	1097 mm
<b>Track nominal width</b>	406 mm
<b>Track nominal length</b>	3705 mm
<b>Track profile height</b>	51 mm PowderMax

## SUSPENSION

<b>Front suspension</b>	LFS+
<b>Front shock</b>	KYB 36
<b>Rear suspension</b>	PPS <sup>3</sup>
<b>Center shock</b>	KYB 36
<b>Rear shock</b>	KYB 36

\* Vehicle overall length without snowflap.

# XTERRAIN RE



Trail  
+ On & Off Trail



Viper Red / Black  
Black (spring only on  
Turbo models)

## ROTAX® ENGINE

	850 E-TEC	850 E-TEC Turbo R	900 ACE Turbo R
<b>Engine details</b>	Liquid-cooled, two-stroke, 3-D R.A.V.E.™	Liquid-cooled, two-stroke, turbo-charged, water injection system, 3-D R.A.V.E.™	Liquid-cooled, four-stroke D.O.H.C., turbo-charged
<b>Cylinders</b>	2		3
<b>Displacement</b>	849 cc		899.0 cc
<b>Bore</b>	82 mm		74 mm
<b>Stroke</b>	80.4 mm		69.7 mm
<b>Maximum engine speed</b>	7900 RPM		
<b>Carburation</b>	Electronic Direct Injection with additional booster injectors		EFI
<b>Recommended fuel type</b>	Unleaded		
<b>Minimum octane</b>	95		
<b>Fuel tank</b>	37 liters		
<b>Oil tank capacity (2-stroke)</b>	3.4 liters		

## COLOUR

## DIMENSIONS

<b>Vehicle overall length*</b>	3150 mm
<b>Vehicle overall width</b>	1270 mm
<b>Vehicle overall height</b>	1260 mm
<b>Ski stance</b>	1097 mm
<b>Track nominal width</b>	406 mm 381 mm (studded)
<b>Track nominal length</b>	3705 mm
<b>Track profile height</b>	51 mm PowderMax 41 mm Ice Cobra studded (spring only)

## POWERTRAIN

<b>Drive clutch type</b>	pDrive with clickers	pDrive
<b>Driven clutch type</b>	QRS	
<b>Brake system</b>	Hydraulic brake with braided steel brake line, aluminium master cylinder	

## SUSPENSION

<b>Front suspension</b>	LFS+
<b>Front shock</b>	KYB PRO 46 HLCR Kashima
<b>Rear suspension</b>	PPS <sup>3</sup>
<b>Center shock</b>	KYB PRO 46 HLCR Kashima
<b>Rear shock</b>	KYB PRO 46 HLCR Kashima

## DRY WEIGHT

<b>Dry weight</b>	244 kg	253 kg	260 kg
-------------------	--------	--------	--------

## FEATURES

<b>Frame</b>	Radien <sup>2</sup>
<b>Skis</b>	Blade XC+
<b>Seating</b>	Sport, 1-up
<b>Handlebar</b>	U-type aluminium with hooks, low grab handle
<b>Riser block height</b>	120 mm
<b>Starter</b>	Electric and manual (850) SHOT (850 Turbo) Electric (900 Turbo)
<b>Reverse</b>	RER Electromechanical (900 Turbo)

<b>Heated throttle lever</b>	Standard
<b>Heated grips</b>	Standard
<b>Gauge</b>	7.2" wide digital display / 10.25" Touchscreen Display (spring only)
<b>Windshield</b>	Low
<b>Visor Plug front / rear</b>	Front
<b>USB power outlet</b>	Yes, in front compartment
<b>LinQ attachment</b>	2 pairs

\* Vehicle overall length without snowflap.

# BRUTAL RE



Deep Snow  
+ Steep and deep  
+ On & Off Trail



Viper Red / Black  
Black (spring only on  
Turbo models)

## ROTAX® ENGINE

	850 E-TEC	900 ACE Turbo R
<b>Engine details</b>	Liquid-cooled, two-stroke, 3-D R.A.V.E.™	Liquid-cooled, four-stroke D.O.H.C., turbo-charged
<b>Cylinders</b>	2	3
<b>Displacement</b>	849 cc	899.0 cc
<b>Bore</b>	82 mm	74 mm
<b>Stroke</b>	80.4 mm	69.7 mm
<b>Maximum engine speed</b>	7900 RPM	
<b>Carburation</b>	Electronic Direct Injection with additional booster injectors	EFI
<b>Recommended fuel type</b>	Unleaded	
<b>Minimum octane</b>	95	
<b>Fuel tank</b>	37 liters	
<b>Oil tank capacity (2-stroke)</b>	3.4 liters	

## POWERTRAIN

<b>Drive clutch type</b>	pDrive with clickers	pDrive
<b>Driven clutch type</b>	QRS	
<b>Brake system</b>	Hydraulic brake with braided steel brake line, aluminium master cylinder	

## DRY WEIGHT

<b>Dry weight</b>	252 kg	264 kg
-------------------	--------	--------

## FEATURES

<b>Frame</b>	Radien <sup>2</sup>	<b>Heated throttle lever</b>	Standard
<b>Skis</b>	Blade DS+	<b>Heated grips</b>	Standard
<b>Seating</b>	Sport, 1-up	<b>Gauge</b>	7.2" wide digital display / 10.25" Touchscreen Display (spring only)
<b>Handlebar</b>	U-type aluminium with hooks, low grab handle	<b>Windshield</b>	Low
<b>Riser block height</b>	120 mm	<b>Visor Plug front / rear</b>	Front
<b>Starter</b>	Electric and manual (850) Electric (900 Turbo)	<b>USB power outlet</b>	Yes, in front compartment
<b>Reverse</b>	RER (850) Electromechanical (900 Turbo)	<b>Air radiator with fan</b>	Yes
		<b>LinQ attachment</b>	2 pairs

\* Vehicle overall length without snowflap.

## COLOUR

## DIMENSIONS

<b>Vehicle overall length*</b>	3250 mm
<b>Vehicle overall width</b>	1200 mm
<b>Vehicle overall height</b>	1240 mm
<b>Ski stance</b>	996 mm
<b>Track nominal width</b>	406 mm
<b>Track nominal length</b>	3923 mm
<b>Track profile height</b>	64 mm PowderMax

## SUSPENSION

<b>Front suspension</b>	LFS+
<b>Front shock</b>	KYB PRO 36 EA-3 R Kashima
<b>Rear suspension</b>	PPS <sup>2</sup> -DS+
<b>Center shock</b>	KYB 46 Plus Kashima
<b>Rear shock</b>	KYB PRO 46 EA-3 R Kashima



# BRUTAL RE (500 mm)



Deep Snow  
+ Steep and deep  
+ On & Off Trail



Viper Red / Black  
Black (spring only on  
Turbo models)

## ROTAX® ENGINE

	850 E-TEC	900 ACE Turbo R
<b>Engine details</b>	Liquid-cooled, two-stroke, 3-D R.A.V.E.™	Liquid-cooled, four-stroke D.O.H.C., turbo-charged
<b>Cylinders</b>	2	3
<b>Displacement</b>	849 cc	899.0 cc
<b>Bore</b>	82 mm	74 mm
<b>Stroke</b>	80.4 mm	69.7 mm
<b>Maximum engine speed</b>	7900 RPM	
<b>Carburation</b>	Electronic Direct Injection with additional booster injectors	EFI
<b>Recommended fuel type</b>	Unleaded	
<b>Minimum octane</b>	95	
<b>Fuel tank</b>	42 liters	
<b>Oil tank capacity (2-stroke)</b>	3.4 liters	

## POWERTRAIN

<b>Drive clutch type</b>	pDrive with clickers	pDrive
<b>Driven clutch type</b>	QRS	
<b>Brake system</b>	Hydraulic brake with braided steel brake line, aluminium master cylinder	

## DRY WEIGHT

<b>Dry weight</b>	259 kg	283 kg
-------------------	--------	--------

## FEATURES

<b>Frame</b>	Radien-X
<b>Skis</b>	Blade DS+
<b>Seating</b>	Brutal, 1-up
<b>Handlebar</b>	U-type aluminium with hooks, low grab handle
<b>Riser block height</b>	120 mm
<b>Starter</b>	Electric and manual (850) Electric (900 Turbo)
<b>Reverse</b>	RER (850) Electromechanical (900 Turbo)

## COLOUR

## DIMENSIONS

<b>Vehicle overall length*</b>	3300 mm
<b>Vehicle overall width</b>	1200 mm
<b>Vehicle overall height</b>	1230 mm
<b>Ski stance</b>	996 mm
<b>Track nominal width</b>	500 mm
<b>Track nominal length</b>	3923 mm
<b>Track profile height</b>	60 mm PowderMax

## SUSPENSION

<b>Front suspension</b>	LFS+
<b>Front shock</b>	KYB PRO 36 EA-3 R Kashima
<b>Rear suspension</b>	EasyRide+
<b>Center shock</b>	KYB 46 Plus Kashima
<b>Rear shock</b>	KYB PRO 46 EA-3 R Kashima

<b>Heated throttle lever</b>	Standard
<b>Heated grips</b>	Standard
<b>Gauge</b>	7.2" wide digital display / 7.8" panorama display (spring only)
<b>Windshield</b>	Low
<b>Visor Plug front / rear</b>	Front
<b>USB power outlet</b>	Yes, in front compartment
<b>Air radiator with fan</b>	Yes
<b>LinQ attachment</b>	Multi-LinQ plate

\* Vehicle overall length without snowflap.

# COMMANDER



- On & Off Trail  
 + Utility  
 + Mountain / Deep Snow  
 + Family Fun



ROTAX® ENGINE	600R E-TEC	900 ACE	900 ACE Turbo	COLOUR	Scandie Blue / Black
<b>Engine details</b>	Liquid-cooled, two-stroke, 3-D R.A.V.E.™	Liquid-cooled, four-stroke D.O.H.C.	Liquid-cooled, four-stroke D.O.H.C., turbo-charged	<b>DIMENSIONS</b>	
<b>Cylinders</b>	2	3		<b>Vehicle overall length*</b>	3240 mm
<b>Displacement</b>	599.4 cc	899.0 cc		<b>Vehicle overall width</b>	1200 mm
<b>Bore</b>	72.3 mm	74 mm		<b>Vehicle overall height</b>	1500 mm
<b>Stroke</b>	73 mm	69.7 mm		<b>Ski stance</b>	996 mm
<b>Maximum engine speed</b>	8100 RPM	7250 RPM	7750 RPM	<b>Track nominal width</b>	500 mm
<b>Carburation</b>	Electronic Direct Injection	EFI		<b>Track nominal length</b>	3923 mm
<b>Recommended fuel type</b>	Unleaded	Unleaded		<b>Track profile height</b>	44 mm PowderMax
<b>Minimum octane</b>	95	95		<b>DRY WEIGHT</b>	
<b>Fuel tank</b>	42 liters			<b>Dry weight</b>	265 kg (600R E-TEC) 277 kg (900 ACE) 289 kg (900 ACE Turbo)
<b>Oil tank capacity (2-stroke)</b>	3.4 liters			<b>SUSPENSION</b>	
<b>POWERTRAIN</b>					
<b>Gearbox</b>	2F/N/R with push-button reverse				
<b>Drive clutch type</b>	pDrive with clickers	pDrive with slider shoes	pDrive		
<b>Driven clutch type</b>	QRS				
<b>Brake system</b>	Hydraulic brake with braided steel brake line, aluminium master cylinder				
<b>FEATURES</b>					
<b>Frame</b>	Radien-X			<b>Heated throttle lever</b>	Standard
<b>Skis</b>	Blade DS+			<b>Heated grips</b>	Standard
<b>Seating</b>	Modular, 1-up			<b>Gauge</b>	4.5" digital display
<b>Handlebar</b>	U-type steel with hooks, low grab handle			<b>Windshield</b>	Extra high with side deflectors
<b>Riser block height</b>	145 mm			<b>Hitch</b>	Standard
<b>Starter</b>	Electric and manual (E-TEC) Electric (ACE)			<b>Visor Plug front / rear</b>	Front
<b>Reverse</b>	RER (E-TEC) Electromechanical (ACE)			<b>USB power outlet</b>	Front
				<b>Air radiator with fan</b>	Yes
				<b>LinQ attachment</b>	Multi-LinQ plate

\* Vehicle overall length without snowflap.

# COMMANDER RE



- On & Off Trail  
 + Mountain / Deep Snow  
 + Utility  
 + Family Fun



## ROTAX® ENGINE

### 900 ACE Turbo R

Engine details	Liquid-cooled, four-stroke D.O.H.C., turbocharged
Cylinders	3
Displacement	899.0 cc
Bore	74 mm
Stroke	69.7 mm
Maximum engine speed	7900 RPM
Carburation	EFI
Recommended fuel type	Unleaded
Minimum octane	95
Fuel tank	42 liters

## POWERTRAIN

Gearbox	2F/N/R with push-button reverse
Drive clutch type	pDrive
Driven clutch type	QRS
Brake system	Hydraulic brake with braided steel brake line, aluminium master cylinder

## DRY WEIGHT

Dry weight	295 kg
------------	--------

## FEATURES

Frame	Radien-X
Skis	Blade DS+
Seating	Modular, 1-up heated
Handlebar	U-type steel with hooks, low grab handle
Riser block height	145 mm
Starter	Electric
Reverse	Electromechanical
Heated throttle lever	Standard

Heated grips	Standard
Gauge	7.2" wide digital display / 7.8" panorama display (spring only)
Windshield	Low
Hitch	Standard
Visor Plug front / rear	Front
USB power outlet	Front
Air radiator with fan	Yes
LinQ attachment	Multi-LinQ plate

## COLOUR

Clazier Cyan / Black

## DIMENSIONS

Vehicle overall length*	3240 mm
Vehicle overall width	1200 mm
Vehicle overall height	1250 mm
Ski stance	996 mm
Track nominal width	500 mm
Track nominal length	3923 mm
Track profile height	44 mm PowderMax / 38 mm Ice Cobra Silent (spring only)

## SUSPENSION

Front suspension	LFS+ with curved lower A-Arms
Front shock	KYB PRO 36 EA-3 R Kashima
Rear suspension	EasyRide+ with adjustment
Center shock	KYB 46 Plus Kashima
Rear shock	KYB PRO 46 EA-3 R Kashima

\* Vehicle overall length without snowflap.

# COMMANDER LIMITED



On & Off Trail  
+ Utility  
+ Mountain / Deep Snow  
+ Family Fun



## ROTAX® ENGINE

### Engine details

	900 ACE	900 ACE Turbo
<b>Cylinders</b>	3	
<b>Displacement</b>	899.0 cc	
<b>Bore</b>	74 mm	
<b>Stroke</b>	69.7 mm	
<b>Maximum engine speed</b>	7250 RPM	7750 RPM
<b>Carburation</b>	EFI	
<b>Recommended fuel type</b>	Unleaded	
<b>Minimum octane</b>	95	
<b>Fuel tank</b>	42 liters	

## POWERTRAIN

<b>Gearbox</b>	2F/N/R with push-button reverse	
<b>Drive clutch type</b>	pDrive with slider shoes	pDrive
<b>Driven clutch type</b>	QRS	
<b>Brake system</b>	Hydraulic brake with braided steel brake line, aluminium master cylinder	

## DRY WEIGHT

<b>Dry weight</b>	287 kg (1 up) 298 kg (2 up)	298 kg (1 up) 309 kg (2 up)
-------------------	--------------------------------	--------------------------------

## FEATURES

<b>Frame</b>	Radien-X
<b>Skis</b>	Blade DS+
<b>Seating</b>	Modular, 1-up or 2-up heated
<b>Handlebar</b>	U-type steel with hooks, low grab handle
<b>Riser block height</b>	145 mm
<b>Starter</b>	Electric
<b>Reverse</b>	Electromechanical

<b>Heated throttle lever</b>	Standard
<b>Heated grips</b>	Standard
<b>Gauge</b>	7.2" wide digital display
<b>Windshield</b>	Extra high with side deflectors
<b>Hitch</b>	Standard
<b>Visor Plug front / rear</b>	Front and rear (2-up)
<b>USB power outlet</b>	Front
<b>Air radiator with fan</b>	Yes
<b>LinQ attachment</b>	Multi-LinQ plate

## COLOUR

Noble Bronze / Black

## DIMENSIONS

<b>Vehicle overall length*</b>	3240 mm
<b>Vehicle overall width</b>	1200 mm 1280 mm (w. 2up seat)
<b>Vehicle overall height</b>	1500 mm
<b>Ski stance</b>	996 mm 1097 mm (w. 2up seat)
<b>Track nominal width</b>	500 mm
<b>Track nominal length</b>	3923 mm
<b>Track profile height</b>	44 mm PowderMax / 38 mm Ice Cobra Silent (spring only)

## SUSPENSION

<b>Front suspension</b>	LFS+ with curved lower A-Arms (1-up) LFS+ (2-up)
<b>Front shock</b>	KYB 36 Plus (1-up) KYB 36 Plus R (2-up)
<b>Rear suspension</b>	Articulated EasyRide+ with adjustment
<b>Center shock</b>	KYB 46 Plus Kashima
<b>Rear shock</b>	KYB 46 Plus Kashima

\* Vehicle overall length without snowflap.

# SHREDDER



Steep and deep  
+ Mountain / Deep Snow



## ROTAX® ENGINE

### 600R E-TEC

Engine details	Liquid-cooled, two-stroke, 3-D R.A.V.E.™
Cylinders	2
Displacement	599.4 cc
Bore	72.3 mm
Stroke	73 mm
Maximum engine speed	8100 RPM
Carburation	Electronic Direct Injection
Recommended fuel type	Unleaded
Minimum octane	95
Fuel tank	37 liters
Oil tank capacity (2-stroke)	3.4 liters

## POWERTRAIN

Drive clutch type	pDrive with clickers
Driven clutch type	QRS
Brake system	Hydraulic brake with braided steel brake line, aluminium master cylinder

## DRY WEIGHT

Dry weight	3700: 194 kg 3900: 198 kg
------------	------------------------------

## FEATURES

Frame	Radien <sup>2</sup>
Skis	Blade DS+
Seating	Mountain Light, 1-up
Handlebar	U-type aluminium with hooks, low grab handle
Riser block height	120 mm
Starter	Manual Electric (spring only)

## COLOUR

 Viper Red / Black

## DIMENSIONS

Vehicle overall length*	3060 mm (3700) 3190 mm (3900)
Vehicle overall width	1120 mm
Vehicle overall height	1280 mm
Ski stance	921 mm
Track nominal width	381 mm
Track nominal length	3705 mm 3923 mm
Track profile height	64 mm PowderMax

## SUSPENSION

Front suspension	LFS
Front shock	KYB 36
Rear suspension	PPS <sup>2</sup> -DS+
Center shock	KYB 36
Rear shock	KYB 36

\* Vehicle overall length without snowflap.

# SHREDDER RE



Steep and deep  
+ Mountain / Deep Snow



Viper Red / Black  
Black (spring only on Turbo models)

ROTAX® ENGINE	600R E-TEC	850 E-TEC	850 E-TEC Turbo R	COLOUR
<b>Engine details</b>	Liquid-cooled, two-stroke, 3-D R.A.V.E.™		Liquid-cooled, two-stroke, turbocharged, 3-D R.A.V.E.™	<b>DIMENSIONS</b>
<b>Cylinders</b>	2			<b>Vehicle overall length*</b>
<b>Displacement</b>	599.4 cc	849 cc		3060 mm (3700) 3190 mm (3900)
<b>Bore</b>	72.3 mm	82 mm		<b>Vehicle overall width</b>
<b>Stroke</b>	73 mm	80.4 mm		1120 mm
<b>Maximum engine speed</b>	8100 RPM	7900 RPM		<b>Vehicle overall height</b>
<b>Carburation</b>	Electronic Direct Injection	Electronic Direct Injection with additional booster injectors		1280 mm
<b>Recommended fuel type</b>	Unleaded			<b>Ski stance</b>
<b>Minimum octane</b>	95			921 mm
<b>Fuel tank</b>	37 liters			<b>Track nominal width</b>
<b>Oil tank capacity (2-stroke)</b>	3.4 liters			381 mm
<b>POWERTRAIN</b>				<b>Track nominal length</b>
<b>Drive clutch type</b>	pDrive with clickers			3705 mm 3923 mm (64mm) 3912 mm (76mm)
<b>Driven clutch type</b>	QRS			<b>Track profile height</b>
<b>Brake system</b>	Hydraulic brake with braided steel brake line, adjustable brake lever, aluminium master cylinder			64 mm PowderMax 76 mm PowderMax X-Light (spring only 3900)
<b>DRY WEIGHT</b>				<b>SUSPENSION</b>
<b>Dry weight</b>	3700: 208 kg	3700: 215 kg 3900: 219 kg	3700: 222 kg 3900: 226 kg	<b>Front suspension</b>
<b>FEATURES</b>				LFS
<b>Frame</b>	Raden <sup>2</sup>			<b>Front shock</b>
<b>Skis</b>	Blade DS+			KYB PRO 40 EA-3 Kashima
<b>Seating</b>	Mountain Light, 1-up			<b>Rear suspension</b>
<b>Handlebar</b>	U-type aluminium with hooks, low grab handle			PPS <sup>2</sup> -DS+
<b>Riser block height</b>	120 mm			<b>Center shock</b>
<b>Starter</b>	Manual with SHOT Electric (spring only on 3700)			KYB 46 Plus Kashima
<b>Reverse</b>	RER			<b>Rear shock</b>
<b>Heated throttle lever</b>	Standard			KYB PRO 46 EA-3 R Kashima
<b>Heated grips</b>	Standard			<b>Gauge</b>
<b>USB power outlet</b>	Yes, in front compartment			4.5" digital display / 10.25" Touchscreen Display (spring only)
<b>LinQ attachment</b>	2 pairs			<b>USB power outlet</b>

\* Vehicle overall length without snowflap.

# SHREDDER DS



Steep and deep  
+ Mountain / Deep Snow



Hot Chili Metallic / Black  
Black (spring only on  
Turbo models)

## ROTAX® ENGINE

	850 E-TEC	850 E-TEC Turbo R
<b>Engine details</b>	Liquid-cooled, two-stroke, 3-D R.A.V.E.™	Liquid-cooled, two-stroke, turbocharged, 3-D R.A.V.E.™
<b>Cylinders</b>	2	
<b>Displacement</b>	849 cc	
<b>Bore</b>	82 mm	
<b>Stroke</b>	80.4 mm	
<b>Maximum engine speed</b>	7900 RPM	
<b>Carburation</b>	Electronic Direct Injection with additional booster injectors	
<b>Recommended fuel type</b>	Unleaded	
<b>Minimum octane</b>	95	
<b>Fuel tank</b>	37 liters	
<b>Oil tank capacity (2-stroke)</b>	3.4 liters	

## POWERTRAIN

<b>Drive clutch type</b>	pDrive with clickers
<b>Driven clutch type</b>	QRS
<b>Brake system</b>	Hydraulic brake with braided steel brake line, adjustable brake lever, aluminium master cylinder

## DRY WEIGHT

<b>Dry weight</b>	3900: 204 kg	3900: 211 kg 4100: 216 kg
-------------------	--------------	------------------------------

## FEATURES

<b>Frame</b>	Radien <sup>2</sup>
<b>Skis</b>	Blade DS+
<b>Seating</b>	Mountain Light, 1-up
<b>Handlebar</b>	U-type aluminium with hooks, low grab handle
<b>Riser block height</b>	120 mm
<b>Starter</b>	Manual with SHOT Electric (spring only on 3900)

## COLOUR

## DIMENSIONS

<b>Vehicle overall length*</b>	3190 mm (3900) 3335 mm (4100)
<b>Vehicle overall width</b>	1055 mm
<b>Vehicle overall height</b>	1280 mm
<b>Ski stance</b>	863 mm
<b>Track nominal width</b>	381 mm
<b>Track nominal length</b>	3912 mm 4178 mm (spring only)
<b>Track profile height</b>	76 mm PowderMax X-Light

## SUSPENSION

<b>Front suspension</b>	LFS
<b>Front shock</b>	KYB 36 Plus Kashima
<b>Rear suspension</b>	PPS <sup>2</sup> -DS+
<b>Center shock</b>	KYB 36 Plus Kashima
<b>Rear shock</b>	KYB 36 Plus Kashima

\* Vehicle overall length without snowflap.

# 49 RANGER



Mountain / Deep Snow  
+ On & Off Trail  
+ Utility



## ROTAX® ENGINE

	600 ACE	600 EFI
<b>Engine details</b>	Liquid-cooled, four-stroke D.O.H.C.	Liquid-cooled, two-stroke
<b>Cylinders</b>	2	
<b>Displacement</b>	600 cc	599.4 cc
<b>Bore</b>	74 mm	72.3 mm
<b>Stroke</b>	69.7 mm	73 mm
<b>Maximum engine speed</b>	7250 RPM	7500 RPM
<b>Carburation</b>	EFI	
<b>Recommended fuel type</b>	Unleaded	
<b>Minimum octane</b>	95	
<b>Fuel tank</b>	37 liters	

## POWERTRAIN

<b>Drive clutch type</b>	eDrive II	pDrive
<b>Driven clutch type</b>	QRS	
<b>Brake system</b>	Hydraulic brake with braided steel brake line, aluminium master cylinder	

## DRY WEIGHT

<b>Dry weight</b>	238 kg	229 kg
-------------------	--------	--------

## FEATURES

<b>Frame</b>	Radien (EFI) Radien-X (ACE)	<b>Heated throttle lever</b>	Standard
<b>Skis</b>	Blade DS+	<b>Heated grips</b>	Standard
<b>Seating</b>	Sport, 1-up	<b>Gauge</b>	4.5" digital display
<b>Handlebar</b>	U-type steel with hooks	<b>Windshield</b>	Medium with side deflectors
<b>Riser block height</b>	145 mm	<b>Visor Plug front / rear</b>	Front
<b>Starter</b>	Electric and manual (EFI) Electric (ACE)	<b>USB power outlet</b>	Yes, in front compartment
<b>Reverse</b>	RER (EFI) Mechanical (ACE)	<b>Air radiator with fan</b>	Yes
		<b>LinQ attachment</b>	Multi-LinQ plate

## COLOUR

 Viper Red / Black

## DIMENSIONS

<b>Vehicle overall length*</b>	3330 mm (ACE) 3270 mm (EFI)
<b>Vehicle overall width</b>	1200 mm
<b>Vehicle overall height</b>	1340 mm
<b>Ski stance</b>	996 mm
<b>Track nominal width</b>	406 mm
<b>Track nominal length</b>	3923 mm
<b>Track profile height</b>	38 mm DSG

## SUSPENSION

<b>Front suspension</b>	LFS+
<b>Front shock</b>	KYB 36
<b>Rear suspension</b>	PPS <sup>2</sup> -DS+
<b>Center shock</b>	KYB 36
<b>Rear shock</b>	KYB 36

\* Vehicle overall length without snowflap.



# 49 RANGER PRO



- Mountain / Deep Snow
- + Steep and deep
- + On & Off Trail
- + Utility



Orange/Full Moon  
Silver/Black

ROTAX® ENGINE	600R E-TEC	850 E-TEC
<b>Engine details</b>	Liquid-cooled, two-stroke, 3-D R.A.V.E.™	
<b>Cylinders</b>	2	
<b>Displacement</b>	599.4 cc	849 cc
<b>Bore</b>	72.3 mm	82 mm
<b>Stroke</b>	73 mm	80.4 mm
<b>Maximum engine speed</b>	8100 RPM	7900 RPM
<b>Carburation</b>	Electronic Direct Injection	Electronic Direct Injection with additional booster injectors
<b>Recommended fuel type</b>	Unleaded	
<b>Minimum octane</b>	95	
<b>Fuel tank</b>	37 liters	
<b>Oil tank capacity (2-stroke)</b>	3.4 liters	

## POWERTRAIN

<b>Drive clutch type</b>	pDrive with clickers
<b>Driven clutch type</b>	QRS
<b>Brake system</b>	Hydraulic brake with braided steel brake line, aluminium master cylinder

## DRY WEIGHT

<b>Dry weight</b>	240 kg	249 kg
-------------------	--------	--------

## FEATURES

<b>Frame</b>	Radien <sup>2</sup>
<b>Skis</b>	Blade DS+
<b>Seating</b>	Sport, 1-up heated
<b>Handlebar</b>	U-type steel with hooks, low grab handle
<b>Riser block height</b>	145 mm
<b>Starter</b>	Electric and manual
<b>Reverse</b>	RER
<b>Heated throttle lever</b>	Standard

<b>Heated grips</b>	Standard
<b>Gauge</b>	7.2" wide digital display
<b>Windshield</b>	Medium with side deflectors
<b>Hitch</b>	Standard
<b>Visor Plug front / rear</b>	Front
<b>USB power outlet</b>	Yes, in front compartment
<b>Air radiator with fan</b>	Yes
<b>LinQ attachment</b>	Multi-LinQ plate

## COLOUR

## DIMENSIONS

<b>Vehicle overall length*</b>	3385 mm
<b>Vehicle overall width</b>	1120 mm
<b>Vehicle overall height</b>	1320 mm
<b>Ski stance</b>	921 mm
<b>Track nominal width</b>	406 mm
<b>Track nominal length</b>	3923 mm
<b>Track profile height</b>	64 mm PowderMax

## SUSPENSION

<b>Front suspension</b>	LFS with curved lower A-Arms
<b>Front shock</b>	KYB 36
<b>Rear suspension</b>	PPS <sup>2</sup> -DS+
<b>Center shock</b>	KYB 36
<b>Rear shock</b>	KYB 36

\* Vehicle overall length without snowflap.

# 59 RANGER



## Utility

- + On & Off Trail
- + Deep Snow
- + Family Fun



Viper Red / Black

## ROTAX® ENGINE

	600 ACE	600 EFI
<b>Engine details</b>	Liquid-cooled, four-stroke D.O.H.C.	Liquid-cooled, two-stroke
<b>Cylinders</b>	2	
<b>Displacement</b>	600 cc	599.4 cc
<b>Bore</b>	74 mm	72.3 mm
<b>Stroke</b>	69.7 mm	73 mm
<b>Maximum engine speed</b>	7250 RPM	7500 RPM
<b>Carburation</b>	EFI	
<b>Recommended fuel type</b>	Unleaded	
<b>Minimum octane</b>	95	
<b>Fuel tank</b>	42 liters	
<b>Oil tank capacity (2-stroke)</b>		3.4 liters

## POWERTRAIN

<b>Drive clutch type</b>	eDrive II	pDrive
<b>Driven clutch type</b>	QRS	
<b>Brake system</b>	Hydraulic brake with braided steel brake line, aluminium master cylinder	

## DRY WEIGHT

<b>Dry weight</b>	247 kg (ACE) 241 kg (EFI)	241 kg
-------------------	------------------------------	--------

## FEATURES

<b>Frame</b>	Radien-X	<b>Heated throttle lever</b>	Standard
<b>Skis</b>	Blade DS+	<b>Heated grips</b>	Standard
<b>Seating</b>	Modular, 1-up	<b>Gauge</b>	4.5" digital display
<b>Handlebar</b>	U-type steel with hooks	<b>Windshield</b>	Extra high with side deflectors
<b>Riser block height</b>	145 mm	<b>Visor Plug front / rear</b>	Front
<b>Starter</b>	Electric and manual (EFI) Electric (ACE)	<b>USB power outlet</b>	Yes, in front compartment
<b>Reverse</b>	RER (EFI) Electromechanical (ACE)	<b>Air radiator with fan</b>	Yes
		<b>LinQ attachment</b>	Multi-LinQ plate

\* Vehicle overall length without snowflap.

## COLOUR

## DIMENSIONS

<b>Vehicle overall length*</b>	3240 mm
<b>Vehicle overall width</b>	1200 mm
<b>Vehicle overall height</b>	1500 mm
<b>Ski stance</b>	996 mm
<b>Track nominal width</b>	500 mm
<b>Track nominal length</b>	3923 mm
<b>Track profile height</b>	38 mm

## SUSPENSION

<b>Front suspension</b>	LFS+
<b>Front shock</b>	KYB 36
<b>Rear suspension</b>	EasyRide+
<b>Center shock</b>	KYB 36
<b>Rear shock</b>	KYB 36

# 59 RANGER PRO



## Utility

- + On & Off Trail
- + Deep Snow
- + Family Fun



Orange/  
Full Moon Silver/Black

## ROTAX® ENGINE

### 600 ACE

Engine details	Liquid-cooled, four-stroke D.O.H.C.
Cylinders	2
Displacement	600 cc
Bore	74 mm
Stroke	69.7 mm
Maximum engine speed	7250 RPM
Carburation	EFI
Recommended fuel type	Unleaded
Minimum octane	95
Fuel tank	42 liters

## COLOUR

## DIMENSIONS

Vehicle overall length*	3240 mm
Vehicle overall width	1200 mm
Vehicle overall height	1500 mm
Ski stance	996 mm
Track nominal width	500 mm
Track nominal length	3923 mm
Track profile height	44 mm

## POWERTRAIN

Gearbox	2F/N/R with push-button reverse
Drive clutch type	eDrive II
Driven clutch type	QRS
Brake system	Hydraulic brake with braided steel brake line, aluminium master cylinder

## SUSPENSION

Front suspension	LFS+ with curved lower A-Arms
Front shock	KYB 36
Rear suspension	Articulated EasyRide+ with adjustment
Center shock	KYB 36
Rear shock	KYB 36

## DRY WEIGHT

Dry weight	263 kg
------------	--------

## FEATURES

Frame	Radien-X	Heated throttle lever	Standard
Skis	Blade DS+	Heated grips	Standard
Seating	Modular, 1-up heated	Gauge	7.2" wide digital display
Handlebar	U-type steel with hooks, low grab handle	Windshield	Extra high with side deflectors
Riser block height	145 mm	Hitch	Standard
Starter	Electric	Visor Plug front / rear	Front
Reverse	Electromechanical	USB power outlet	Yes, in front compartment
		Air radiator with fan	Yes
		LinQ attachment	Multi-LinQ plate

\* Vehicle overall length without snowflap.

# 59 RANGER ALPINE



Heavy Duty Work

+ Utility

+ On & Off Trail

+ Mountain / Deep Snow



## ROTAX® ENGINE

### 900 ACE

Engine details	Liquid-cooled, four-stroke D.O.H.C.
Cylinders	3
Displacement	899.0 cc
Bore	74 mm
Stroke	69.7 mm
Maximum engine speed	7250 RPM
Carburation	EFI
Recommended fuel type	Unleaded
Minimum octane	95
Fuel tank	42 liters

## COLOUR

White/Orange/Black

## DIMENSIONS

Vehicle overall length*	3240 mm
Vehicle overall width	1280 mm
Vehicle overall height	1470 mm
Ski stance	1080 mm
Track nominal width	500 mm
Track nominal length	3923 mm
Track profile height	38 mm Ice Cobra silent (studded)

## POWERTRAIN

Gearbox	2F/N/R with push-button reverse
Drive clutch type	pDrive with slider shoes
Driven clutch type	QRS
Brake system	Hydraulic brake with braided steel brake line, aluminium master cylinder

## SUSPENSION

Front suspension	LFS
Front shock	KYB 36
Rear suspension	Articulated EasyRide+ with adjustment & extension lock
Center shock	KYB 36
Rear shock	KYB 36

## DRY WEIGHT

Dry weight	291 kg
------------	--------

## FEATURES

Frame	Radien-X	Heated throttle lever	Standard
Skis	Blade DS+	Heated grips	Standard
Seating	Modular, 1-up heated	Gauge	7.2" wide digital display
Handlebar	U-type steel with hooks, low grab handle	Windshield	Extra high with side deflectors
Riser block height	145 mm	Hitch	Standard
Starter	Electric	Visor Plug front / rear	Front and rear
Reverse	Electromechanical	USB power outlet	Yes, in front compartment
		Air radiator with fan	Yes

\* Vehicle overall length without snowflap.

# 69 RANGER ALPINE



Heavy Duty Work  
 + Utility  
 + Mountain / Deep Snow  
 + On & Off Trail



## ROTAX® ENGINE

### 900 ACE Turbo

Engine details	Liquid-cooled, four-stroke D.O.H.C., turbocharged
Cylinders	3
Displacement	899.0 cc
Bore	74 mm
Stroke	69.7 mm
Maximum engine speed	7750 RPM
Carburation	EFI
Recommended fuel type	Unleaded
Minimum octane	95
Fuel tank	42 liters

## COLOUR

White/Orange/Black

## DIMENSIONS

Vehicle overall length*	3240 mm
Vehicle overall width	1280 mm
Vehicle overall height	1500 mm
Ski stance	1080 mm
Track nominal width	600 mm
Track nominal length	3968 mm
Track profile height	38 mm Ice Cobra silent (studded)

## POWERTRAIN

Gearbox	2F/N/R with push-button reverse
Drive clutch type	pDrive
Driven clutch type	QRS
Brake system	Hydraulic brake with braided steel brake line, aluminium master cylinder

## SUSPENSION

Front suspension	LFS
Front shock	KYB 36
Rear suspension	EasyRide Alpine
Center shock	KYB 36
Rear shock	2 x KYB 36

## DRY WEIGHT

Dry weight	316 kg
------------	--------

## FEATURES

Frame	Radien-X	Heated throttle lever	Standard
Skis	Blade DS+	Heated grips	Standard
Seating	Modular, 1-up heated	Gauge	7.2" wide digital display
Handlebar	U-type steel with hooks, low grab handle	Mirrors	Standard
Riser block height	145 mm	Windshield	Extra high with side deflectors
Starter	Electric	Hitch	Standard
Reverse	Electromechanical	Visor Plug front / rear	Front and rear
		USB power outlet	Yes, in front compartment
		Air radiator with fan	Yes

\* Vehicle overall length without snowflap.

# 69 RANGER PRO



Heavy Duty Work

- + Utility
- + Mountain / Deep Snow
- + On & Off Trail



Orange/  
Full Moon Silver/Black

## ROTAX® ENGINE

	900 ACE	900 ACE Turbo
<b>Engine details</b>	Liquid-cooled, four-stroke D.O.H.C.	Liquid-cooled, four-stroke D.O.H.C., turbo-charged
<b>Cylinders</b>	3	
<b>Displacement</b>	899.0 cc	
<b>Bore</b>	74 mm	
<b>Stroke</b>	69.7 mm	
<b>Maximum engine speed</b>	7250 RPM	7750 RPM
<b>Carburation</b>	EFI	
<b>Recommended fuel type</b>	Unleaded	
<b>Minimum octane</b>	95	
<b>Fuel tank</b>	42 liters	

## COLOUR

## DIMENSIONS

<b>Vehicle overall length*</b>	3250 mm
<b>Vehicle overall width</b>	1200 mm
<b>Vehicle overall height</b>	1450 mm
<b>Ski stance</b>	996 mm
<b>Track nominal width</b>	600 mm
<b>Track nominal length</b>	3923 mm
<b>Track profile height</b>	38 mm

## POWERTRAIN

<b>Gearbox</b>	2F/N/R with push-button reverse
<b>Drive clutch type</b>	pDrive with slider shoes
<b>Driven clutch type</b>	QRS
<b>Brake system</b>	Hydraulic brake with braided steel brake line, aluminium master cylinder

## SUSPENSION

<b>Front suspension</b>	LFS+ with curved lower A-Arms
<b>Front shock</b>	KYB 36
<b>Rear suspension</b>	Articulated EasyRide+ with adjustment
<b>Center shock</b>	KYB 36
<b>Rear shock</b>	KYB 36

## DRY WEIGHT

<b>Dry weight</b>	304 kg	309 kg
-------------------	--------	--------

## FEATURES

<b>Frame</b>	Radien-X	<b>Gauge</b>	7.2" wide digital display
<b>Skis</b>	Blade DS+	<b>Windshield</b>	Extra high with side deflectors
<b>Seating</b>	Modular, 1-up heated	<b>Hitch</b>	Standard
<b>Handlebar</b>	U-type steel with hooks, low grab handle	<b>Visor Plug front / rear</b>	Front
<b>Riser block height</b>	145 mm	<b>USB power outlet</b>	Yes, in front compartment
<b>Starter</b>	Electric	<b>Air radiator with fan</b>	Yes
<b>Reverse</b>	Electromechanical	<b>LinQ attachment</b>	Multi-LinQ plate
<b>Heated throttle lever</b>	Standard		
<b>Heated grips</b>	Standard		

\* Vehicle overall length without snowflap.

# MODELS & PLATFORMS

## 2025

### Radien<sup>2</sup>

**RAVE GLS 850 E-TEC Turbo R**  
**RAVE RE 850 ETEC**  
**RAVE RE 600R E-TEC**  
**RAVE RE 600R E-TEC with Enduro package**  
**Xterrain RE 850 E-TEC Turbo R**  
**Xterrain RE 850 E-TEC**  
**Xterrain RE 900 ACE Turbo R**  
**Xterrain 600R E-TEC**  
**49 Ranger PRO 600R E-TEC**  
**49 Ranger PRO 850 E-TEC**  
**Adventure Electric**  
**Adventure Limited 900 ACE**  
**Adventure Limited 900 ACE Turbo**  
**Brutal RE 850 E-TEC, 400 mm**  
**Brutal RE 900 ACE Turbo R, 400 mm**

### Radien<sup>2</sup> Deep Snow

**Shredder 3700 600R ETEC**  
**Shredder 3900 600R ETEC**  
**Shredder RE 3700 600R ETEC**  
**Shredder RE 3700 850 ETEC**  
**Shredder RE 3700 850 ETEC Turbo R**  
**Shredder RE 3900 850 ETEC**  
**Shredder RE 3900 850 ETEC Turbo R**  
**Shredder DS 3900 850 ETEC**  
**Shredder DS 3900 850 ETEC Turbo R**  
**Shredder DS 4100 850 ETEC Turbo R**

### Radien

**Xterrain 600 EFI**  
**49 Ranger 600 EFI**

### Radien-X 400 mm

**Adventure 600 ACE**  
**Adventure LX 600 ACE**  
**49 Ranger 600 ACE**

### Radien-X 500 mm

**Brutal RE 850 E-TEC, 500 mm**  
**Brutal RE 900 ACE Turbo R, 500 mm**  
**Commander RE 900 ACE Turbo R**  
**Commander 600R ETEC**  
**Commander 900 ACE**  
**Commander 900 ACE Turbo**  
**Commander Limited 900 ACE**  
**Commander Limited 900 ACE Turbo**  
**59 Ranger 600 ACE**  
**59 Ranger 600 EFI**  
**59 Ranger PRO 600 ACE**  
**59 Ranger Alpine 900 ACE**

### Radien-X 600 mm

**69 Ranger PRO 900 ACE**  
**69 Ranger PRO 900 ACE Turbo**  
**69 Ranger Alpine 900 ACE Turbo**

## 2024

### Radien<sup>2</sup>

**Xterrain RE 3700 850 E-TEC**  
**Xterrain 3700 600R E-TEC**  
**Shredder RE 3700 600R E-TEC**  
**Shredder RE 3700 850 E-TEC**  
**Shredder RE 3700 850 E-TEC Turbo R**  
**Shredder RE 3900 850 E-TEC**  
**Shredder RE 3900 850 E-TEC Turbo R**  
**Shredder 3900 600R E-TEC**  
**Shredder DS 3900 850 E-TEC**  
**Shredder DS 3900 850 E-TEC Turbo R**  
**Shredder DS 4100 850 E-TEC Turbo R**  
**Rave RE 850 E-TEC**  
**Rave RE 600R E-TEC**  
**Rave Enduro 600R E-TEC**  
**49 Ranger PRO 600R E-TEC**  
**49 Ranger PRO 850 E-TEC**

### Radien

**Xterrain 3700 600 EFI**

### Radien-X (400 mm)

**Xterrain RE 3700 900 ACE Turbo R**  
**Adventure 600 ACE**  
**Adventure SC 900 ACE**  
**Adventure SC 900 ACE Turbo**  
**Adventure LX 600 ACE**  
**49 Ranger 600 ACE**  
**49 Ranger ST 900 ACE**  
**49 Ranger ST 900 ACE Turbo**

### Radien-X (500 mm)

**Xterrain Brutal 3900 850 E-TEC**  
**Commander RE 900 ACE Turbo R**  
**Commander 600R E-TEC**  
**Commander 900 ACE**  
**Commander 900 ACE Turbo**  
**Commander Limited 900 ACE**  
**Commander Limited 900 ACE Turbo**  
**Commander Grand Tourer 900 ACE Turbo**  
**Commander Grand Tourer 900 ACE Turbo R**  
**59 Ranger 600 ACE 600 ACE**  
**59 Ranger 600 EFI 600 EFI**  
**59 Ranger Alpine 900 ACE**

### Radien-X (600 mm)

**69 Ranger 900 ACE**  
**69 Ranger Limited 900 ACE Turbo**  
**69 Ranger SnowCruiser 900 ACE Turbo R**  
**69 Ranger Alpine 900 ACE Turbo**

## 2023

### Radien<sup>2</sup>

**Shredder RE 3700 850 E-TEC**  
**Shredder RE 3700 850 E-TEC Turbo R**  
**Shredder RE 3900 850 E-TEC**  
**Shredder RE 3900 850 E-TEC Turbo R**  
**Shredder DS 3900 850 E-TEC**  
**Shredder DS 3900 850 E-TEC Turbo R**  
**Shredder DS 4100 850 E-TEC Turbo R**

### Radien

**Xterrain 3700 600 EFI**  
**Xterrain 3700 600R E-TEC**  
**Xterrain 3900 600 EFI**  
**Xterrain 3900 600R E-TEC**  
**Xterrain PRO 3900 600R E-TEC**  
**Xterrain PRO 3900 850 E-TEC**  
**Xterrain RE 3700 850 E-TEC**  
**Shredder 3900 600R E-TEC**  
**Rave RE 600R E-TEC**  
**Rave RE 850 E-TEC**  
**Rave Enduro 600R E-TEC**  
**49 Ranger PRO 600R E-TEC**

### Radien-X (400 mm)

**49 Ranger 600 ACE**  
**49 Ranger ST 900 ACE**  
**49 Ranger ST 900 ACE Turbo**  
**Xterrain RE 3700 900 ACE Turbo R**  
**Adventure 600 ACE**  
**Adventure LX 600 ACE**  
**Adventure SC 900 ACE**  
**Adventure SC 900 ACE Turbo**








### Radien-X (500 mm)

**Commander 600R E-TEC**  
**Commander 900 ACE**  
**Commander 900 ACE Turbo**  
**Commander Limited 900 ACE**  
**Commander Limited 900 ACE Turbo**  
**Commander GLX 900 ACE Turbo R**  
**Commander Grand Tourer 900 ACE Turbo**  
**Commander Grand Tourer 900 ACE Turbo R**  
**Xterrain Brutal 850 E-TEC**  
**59 Ranger 600 ACE**  
**59 Ranger 600 EFI**  
**59 Ranger Alpine 900 ACE**

### Radien-X (600 mm)

**69 Ranger 900 ACE**  
**69 Ranger Limited 900 ACE Turbo**  
**69 Ranger Limited 900 ACE Turbo R**  
**69 Ranger SnowCruiser 900 ACE Turbo R**  
**69 Ranger Alpine 900 ACE Turbo**

# LYNX 2025 SPECIFICATIONS

		Rave			Adventure			
								
		RE	RE with Enduro package	GLS	LX	Limited	Electric	
COLOUR		Viper Red / Black	Viper Red / Black	Race Orange / Black	Viper Red / Black	Viper Red / Black	Noble Bronze / Black	Viper Red / Bright White
FEATURES	Frame	Radien <sup>2</sup>	Radien <sup>2</sup>	Radien <sup>2</sup>	Radien-X	Radien-X	Radien <sup>2</sup>	Radien <sup>2</sup>
	Skis	Blade XC+	Blade XC+	Blade XC+	Blade DS+	Blade DS+	Blade DS+	Pilot 5.7 SLT
	Seating	Sport, 1-up	Sport, 1-up	Sport, 1-up	Sport, 1-up	2-up	Sport, 1-up or 2-up heated	2-up
	Handlebar	U-type aluminium with hooks	U-type aluminium with hooks	U-type aluminium with hooks	U-type steel with hooks	U-type steel with hooks	U-type steel with hooks	Standard with J-hooks
	Starter	Manual Electric (spring only)	Manual	Manual with SHOT	Electric	Electric	Electric	Electric
	Reverse	RER	RER	RER	Mechanical	Mechanical	Electro-mechanical	Yes
	Windshield	Low	Low	Low	Medium with side deflectors	Extra high with side deflectors	Medium with side deflectors	Ultra-high
	Air radiator with fan				Yes			
GAUGE		7.2" wide digital display / 10.25" Touchscreen Display (spring only)	7.2" wide digital display	10.25" Touchscreen Display	4.5" digital display	4.5" digital display	7.2" wide digital display / 10.25" Touchscreen Display (spring only on Turbo)	10.25" Touchscreen Display
SUSPENSION	Front suspension	LFS+	LFS+	LFS+	LFS+	LFS+	LFS+	LFS+
	Front shock	KYB PRO 46 HLCR Kashima	KYB PRO 46 HLCR Kashima	KYB PRO 46 HLCR Kashima	KYB 36	KYB 36	KYB 36 Plus R	Motion Control
	Rear suspension	PPS <sup>3</sup>	PPS <sup>3</sup>	PPS <sup>3</sup>	PPS <sup>3</sup>	PPS <sup>3</sup>	PPS <sup>3</sup>	Revised SC-5
	Center shock	KYB PRO 46 HLCR Kashima	KYB PRO 46 HLCR Kashima	KYB PRO 46 HLCR Kashima	KYB 36	KYB 36	KYB 36 Plus Kashima	Motion Control
	Rear shock	KYB PRO 46 HLCR Kashima	KYB PRO 46 HLCR Kashima	KYB PRO 46 HLCR Kashima	KYB 36	KYB 36	KYB 46 Plus Kashima	KYB 36
ROTAX® ENGINE		600R E-TEC 850 E-TEC	600R E-TEC	850 E-TEC Turbo R	600 ACE	600 ACE	900 ACE 900 ACE Turbo	ROTAX E-POWER
Fuel tank		37 liters	37 liters	37 liters	37 liters	37 liters	37 liters	
TRACK	Track nominal length	3487 mm	3269 mm	3487 mm	3705 mm	3487 mm	3705 mm	3048 mm
	Track nominal width	381 mm	381 mm	381 mm	381 mm	381 mm	381 mm	356 mm
	Track profile height	41 mm Cobra 38 mm Ice Ripper XT studded (spring only)	41 mm Cobra	38 mm Ice Ripper XT studded	41 mm Cobra	32 mm Ripsaw	41 mm Cobra	19 mm High-Efficiency
DIMENSIONS	Ski stance	1097 mm	1097 mm	1097 mm	1097 mm	1097 mm	1097 mm	1097 mm
	Vehicle overall length*	3040 mm	2920 mm	3040 mm	3160 mm	3060 mm	3180 mm	2940 mm
	Vehicle overall width	1270 mm	1270 mm	1270 mm	1280 mm	1280 mm	1280 mm	1250 mm
	Vehicle overall height	1140 mm	1140 mm	1140 mm	1280 mm	1470 mm	1320 mm	1470 mm
	(Dry) Weight	220 kg 231 kg	219 kg	241 kg	227 kg	240 kg	900 ACE: 247 kg (1 up) 258 kg (2 up) 900 ACE Turbo: 252 kg (1 up) 263 kg (2 up)	245 kg



Xterrain		Brutal		Commander		
						
RE		RE	RE (500mm)	Limited		RE
Race Orange / Black	Viper Red / Black Black (spring only on Turbo models)	Viper Red / Black Black (spring only on Turbo models)	Viper Red / Black Black (spring only on Turbo models)	Scandie Blue / Black	Noble Bronze / Black	Clazier Cyan / Black
Radien <sup>2</sup> (600R) Radien (600 EFI)	Radien <sup>2</sup>	Radien <sup>2</sup>	Radien-X	Radien-X	Radien-X	Radien-X
Blade XC+	Blade XC+	Blade DS+	Blade DS+	Blade DS+	Blade DS+	Blade DS+
Sport, 1-up	Sport, 1-up	Sport, 1-up	Brutal, 1-up	Modular, 1-up	Modular, 1-up or 2-up heated	Modular, 1-up heated
U-type aluminium with hooks, low grab handle	U-type aluminium with hooks, low grab handle	U-type aluminium with hooks, low grab handle	U-type aluminium with hooks, low grab handle	U-type steel with hooks, low grab handle	U-type steel with hooks, low grab handle	U-type steel with hooks, low grab handle
Electric and manual	Electric and manual (850) SHOT (850 Turbo) Electric (900 Turbo)	Electric and manual (850) Electric (900 Turbo)	Electric and manual (850) Electric (900 Turbo)	Electric and manual (600R) Electric (900, 900 Turbo)	Electric	Electric
RER	RER Electromechanical (900 Turbo)	RER (850) Electromechanical (900 Turbo)	RER (850) Electromechanical (900 Turbo)	RER (600R E-TEC) Electromechanical (ACE)	Electromechanical	Electromechanical
Low	Low	Low	Low	Extra high with side deflectors	Extra high with side deflectors	Low
		Yes	Yes	Yes	Yes	Yes
4.5" digital display	7.2" wide digital display / 10.25" Touchscreen Display (spring only)	7.2" wide digital display / 10.25" Touchscreen Display (spring only)	7.2" wide digital display / 7.8" panorama display (spring only)	4.5" digital display	7.2" wide digital display	7.2" wide digital display / 7.8" panorama display (spring only)
LFS+	LFS+	LFS+	LFS+	LFS+ with curved lower A-Arms	LFS+ with curved lower A-Arms (1-up) LFS+ (2-up)	LFS+ with curved lower A-Arms
KYB 36	KYB PRO 46 HLRCR Kashima	KYB PRO 36 EA-3 R Kashima	KYB PRO 36 EA-3 R Kashima	KYB 36	KYB 36 Plus (1-up) KYB 36 Plus R (2-up)	KYB PRO 36 EA-3 R Kashima
PPS <sup>3</sup>	PPS <sup>3</sup>	PPS <sup>2</sup> -DS+	EasyRide+	Articulated EasyRide+ with adjustment	Articulated EasyRide+ with adjustment	EasyRide+ with adjustment
KYB 36	KYB PRO 46 HLRCR Kashima	KYB 46 Plus Kashima	KYB 46 Plus Kashima	KYB 36	KYB 46 Plus Kashima	KYB 46 Plus Kashima
KYB 36	KYB PRO 46 HLRCR Kashima	KYB PRO 46 EA-3 R Kashima	KYB PRO 46 EA-3 R Kashima	KYB 36	KYB 46 Plus Kashima	KYB PRO 46 EA-3 R Kashima
600R E-TEC 600 EFI	850 E-TEC 850 E-TEC Turbo R 900 ACE Turbo R	850 E-TEC 900 ACE Turbo R	850 E-TEC 900 ACE Turbo R	600R E-TEC 900 ACE 900 ACE Turbo	900 ACE 900 ACE Turbo	900 ACE Turbo R
37 liters	37 liters	37 liters	42 liters	42 liters	42 liters	42 liters
3705 mm	3705 mm	3923 mm	3923 mm	3923 mm	3923 mm	3923 mm
406 mm	406 mm 381 mm (studded)	406 mm	500 mm	500 mm	500 mm	500 mm
51 mm PowderMax	51 mm PowderMax 41 mm Ice Cobra studded (spring only)	64 mm PowderMax	60 mm PowderMax	44 mm PowderMax	44 mm PowderMax / 38 mm Ice Cobra Silent (spring only)	44 mm PowderMax / 38 mm Ice Cobra Silent (spring only)
1097 mm	1097 mm	996 mm	996 mm	996 mm	996 mm 1097 mm (w. 2up seat)	996 mm
3180 mm	3150 mm	3250 mm	3300 mm	3240 mm	3240 mm	3240 mm
1270 mm	1270 mm	1200 mm	1200 mm	1200 mm	1200 mm 1280 mm (w. 2up seat)	1200 mm
1280 mm	1260 mm	1240 mm	1230 mm	1500 mm	1500 mm	1250 mm
600R E-TEC: 220 kg 600 EFI: 221 kg	850 E-TEC: 244 kg 850 E-TEC Turbo R: 253 kg 900 ACE Turbo R: 260 kg	850 E-TEC: 252 kg 900 ACE Turbo R: 264 kg	850 E-TEC: 259 kg 900 ACE Turbo R: 283 kg	600R E-TEC: 265 kg 900 ACE: 277 kg 900 ACE Turbo: 289 kg	900 ACE: 287 kg (1 up) 298 kg (2 up) 900 ACE Turbo: 298 kg (1 up) 309 kg (2 up)	295 kg

# LYNX 2025 SPECIFICATIONS




## Shredder



DS

RE

COLOUR		Viper Red / Black	Hot Chili Metallic / Black Black (spring only on Turbo models)	Viper Red / Black Black (spring only on Turbo models)
FEATURES	Frame	Radien <sup>2</sup>	Radien <sup>2</sup>	Radien <sup>2</sup>
	Skis	Blade DS+	Blade DS+	Blade DS+
	Seating	Mountain Light, 1-up	Mountain Light, 1-up	Mountain Light, 1-up
	Handlebar	U-type aluminium with hooks, low grab handle	U-type aluminium with hooks, low grab handle	U-type aluminium with hooks, low grab handle
	Starter	Manual Electric (spring only)	Manual with SHOT Electric (spring only on 3900)	Manual with SHOT Electric (spring only on 3700)
	Reverse	RER	RER	RER
	Windshield			
	Air radiator with fan			
GAUGE		4.5" digital display	4.5" digital display / 10.25" Touchscreen Display (spring only)	4.5" digital display / 10.25" Touchscreen Display (spring only)
SUSPENSION	Front suspension	LFS	LFS	LFS
	Front shock	KYB 36	KYB 36 Plus Kashima	KYB PRO 40 EA-3 Kashima
	Rear suspension	PPS <sup>2</sup> -DS+	PPS <sup>2</sup> -DS+	PPS <sup>2</sup> -DS+
	Center shock	KYB 36	KYB 36 Plus Kashima	KYB 46 Plus Kashima
	Rear shock	KYB 36	KYB 36 Plus Kashima	KYB PRO 46 EA-3 R Kashima
ROTAX® ENGINE		600R E-TEC	850 E-TEC 850 E-TEC Turbo R	600R E-TEC 850 E-TEC 850 E-TEC Turbo R
Fuel tank		37 liters	37 liters	37 liters
TRACK	Track nominal length	3705 mm 3923 mm	3912 mm 4178 mm (spring only)	3705 mm 3923 mm (64mm) 3912 mm (76mm)
	Track nominal width	381 mm	381 mm	381 mm
	Track profile height	64 mm PowderMax	76 mm PowderMax X-Light	64 mm PowderMax 76 mm PowderMax X-Light (spring only 3900)
DIMENSIONS	Ski stance	921 mm	863 mm	921 mm
	Vehicle overall length*	3060 mm (3700) 3190 mm (3900)	3190 mm (3900) 3335 mm (4100)	3060 mm (3700) 3190 mm (3900)
	Vehicle overall width	1120 mm	1055 mm	1120 mm
	Vehicle overall height	1280 mm	1280 mm	1280 mm
	(Dry) Weight	3700: 194 kg 3900: 198 kg	3900: 204 kg 3900: 211 kg 4100: 216 kg	3700: 208 kg 3700: 215 kg 3700: 222 kg 3900: 219 kg 3900: 226 kg

49 Ranger		59 Ranger			69 Ranger	
						
<b>PRO</b>		<b>PRO</b>	<b>Alpine</b>		<b>PRO</b>	<b>Alpine</b>
Viper Red / Black	Orange/Full Moon Silver/Black	Viper Red / Black	Orange/Full Moon Silver/Black	White/Orange/Black	Orange/Full Moon Silver/Black	White/Orange/Black
Radien (EFI) Radien-X (ACE)	Radien <sup>2</sup>	Radien-X	Radien-X	Radien-X	Radien-X	Radien-X
Blade DS+	Blade DS+	Blade DS+	Blade DS+	Blade DS+	Blade DS+	Blade DS+
Sport, 1-up	Sport, 1-up heated	Modular, 1-up	Modular, 1-up heated	Modular, 1-up heated	Modular, 1-up heated	Modular, 1-up heated
U-type steel with hooks	U-type steel with hooks, low grab handle	U-type steel with hooks	U-type steel with hooks, low grab handle	U-type steel with hooks, low grab handle	U-type steel with hooks, low grab handle	U-type steel with hooks, low grab handle
Electric and manual (EFI) Electric (ACE)	Electric and manual	Electric and manual (EFI) Electric (ACE)	Electric	Electric	Electric	Electric
RER (EFI) Mechanical (ACE)	RER	RER (EFI) Electromechanical (ACE)	Electromechanical	Electromechanical	Electromechanical	Electromechanical
Medium with side deflectors	Medium with side deflectors	Extra high with side deflectors	Extra high with side deflectors	Extra high with side deflectors	Extra high with side deflectors	Extra high with side deflectors
Yes	Yes	Yes	Yes	Yes	Yes	Yes
4.5" digital display	7.2" wide digital display	4.5" digital display	7.2" wide digital display	7.2" wide digital display	7.2" wide digital display	7.2" wide digital display
LFS+	LFS with curved lower A-Arms	LFS+	LFS+ with curved lower A-Arms	LFS	LFS+ with curved lower A-Arms	LFS
KYB 36	KYB 36	KYB 36	KYB 36	KYB 36	KYB 36	KYB 36
PPS <sup>2</sup> -DS+	PPS <sup>2</sup> -DS+	EasyRide+	Articulated EasyRide+ with adjustment	Articulated EasyRide+ with adjustment & extension lock	Articulated EasyRide+ with adjustment	EasyRide Alpine
KYB 36	KYB 36	KYB 36	KYB 36	KYB 36	KYB 36	KYB 36
KYB 36	KYB 36	KYB 36	KYB 36	KYB 36	KYB 36	2 x KYB 36
600 ACE 600 EFI	600R E-TEC 850 E-TEC	600 ACE 600 EFI	600 ACE	900 ACE	900 ACE 900 ACE Turbo	900 ACE Turbo
37 liters	37 liters	42 liters	42 liters	42 liters	42 liters	42 liters
3923 mm	3923 mm	3923 mm	3923 mm	3923 mm	3923 mm	3968 mm
406 mm	406 mm	500 mm	500 mm	500 mm	600 mm	600 mm
38 mm DSG	64 mm PowderMax	38 mm	44 mm	38 mm Ice Cobra silent (studded)	38 mm	38 mm Ice Cobra silent (studded)
996 mm	921 mm	996 mm	996 mm	1080 mm	996 mm	1080 mm
3330 mm (ACE) 3270 mm (EFI)	3385 mm	3240 mm	3240 mm	3240 mm	3250 mm	3240 mm
1200 mm	1120 mm	1200 mm	1200 mm	1280 mm	1200 mm	1280 mm
1340 mm	1320 mm	1500 mm	1500 mm	1470 mm	1450 mm	1500 mm
238 kg (ACE) 229 kg (EFI)	240 kg (600R) 249 kg (850)	247 kg (ACE) 241 kg (EFI)	263 kg	291 kg	304 kg (900 ACE) 309 kg (900 ACE Turbo)	316 kg

# ACCESSORIES

- 37 LinQ accessories
- 38 Accessory bundles
- 40 Storage
- 49 Seats & Accessories
- 52 Wind protection & Mirrors
- 57 Bumpers
- 60 Towing
- 61 Skid plates, Protectors & Reinforcement
- 64 Ergonomics
- 66 Lights
- 67 Electrical
- 70 Rave 120 & 200 Accessories
- 71 59 Ranger & 69 Ranger Alpine Accessories
- 72 Suspension
- 74 Covers
- 76 Skis
- 77 Universal
- 79 Cooling
- 80 Trailing & Covers
- 82 Parts & Performance
- 82 PDrive Pulley Service Kits
- 83 XPS Oils and Maintenance Products
- 85 Tracks and Drive Belts



**LYNX LIMITED WARRANTY\***  
**2-YEARS ON BRP**  
**ACCESSORIES\*\* AND**  
**GENUINE BRP PARTS\*\*\***

\* Purchased at an authorized BRP dealership/distributor or on a BRP-authorized online store. Other exclusions may apply, see complete limited warranty or contact your Lynx authorized dealer. Unless otherwise stipulated or required by law. This limited warranty does not apply to factory-installed accessories.

\*\* Installed by an authorized BRP dealership on a MY25 Lynx snowmobile. Otherwise 1 year limited warranty.

\*\*\* If Lynx parts are installed by your authorized BRP dealer, labor is covered too. Lynx-rebuilt parts carry the same two-year warranty for major assemblies like short blocks, cylinders and crankshafts.

# LinQ SYSTEM™ ACCESSORIES

## FAST, EASY AND SECURE

**A BRP exclusive, LinQ is a tool-less system for near-instant installation of accessories.**

- LinQ accessories to transform your machine to fit the moment.
- No tools needed: quickly install and remove accessories by hand.
- Stylish, fully integrated solution to your cargo needs.
- Sturdy mounting system that holds up in every terrain.

LinQ is the industry standard in fast, secure and easy accessory attachment. Here's how you can use multiple LinQ items together to create the perfect ride.

	POSITION 1		POSITION 2	
	On the tunnel	On top of LinQ stackable fuel caddy	On the tunnel	Behind the fuel caddy
 <b>LinQ OIL CADDY</b> 860202758	YES	YES	YES	YES
 <b>LinQ JERRY CAN</b> 860202756	YES	NO	NO too heavy for this position	NO
 <b>LinQ DEEP SNOW PRO BAG</b> 860202456, 860201986, 860202787, 860202620	YES	YES	YES except 3700 mm (Short Tunnel)	YES except 3700 mm (Short Tunnel)
 <b>LinQ SLIM WATERPROOF TUNNEL BAG</b> 860202451	YES position #1 and #2 required	NO	YES position #1 and #2 required	NO
 <b>LinQ DRY BAG</b> 715008110	YES	YES	YES except 3700 mm (Short Tunnel)	YES except 3700 mm (Short Tunnel)
 <b>LinQ ADVENTURE TUNNEL BAG</b> 860202444	YES position #1 and #2 required except 3700 mm (short tunnel)	NO	YES position #1 and #2 required	NO
 <b>LinQ MODULAR CARGO BOX - 10 L</b> 715005494	YES	NO	YES except 3700 mm (Short Tunnel)	YES except 3700 mm (Short Tunnel)
 <b>LinQ THERMAL BOX</b> 219400964	YES except when LinQ 1 + 1 Backrest is installed	NO	NO too heavy for this position	NO
 <b>LinQ CARGO BOX - 90 L</b> 860202448	NO	NO	YES position #1 and #2 required on 3700 mm and up	
 <b>LinQ CARGO BOX - 62 L</b> 860202446	YES position #1 and #2 required except 3700 mm (short tunnel)	NO	YES position #1 and #2 required	NO
 <b>LinQ CARGO BOX - 40 L</b> 860202442	YES position #1 and #2 required except 3700 mm (short tunnel)	NO	YES position #1 and #2 required	NO
 <b>LinQ TUNNEL BAG - 21 L</b> 860202449	YES except when LinQ 1 + 1 Backrest and 1 + 1 Seat are installed		YES	NO
 <b>LinQ SPORT BAG</b> 860202447	YES	YES	YES	YES
 <b>LinQ TOOL BOX</b> 715008111	YES except with 1 + 1 Seat	NO	NO too heavy for this position	NO
 <b>UNIVERSAL LinQ RACK</b> 860202208	YES	NO	YES	YES

# READY-MADE ACCESSORY BUNDLES

## INSPIRED BY LYNX RIDERS

### PROTECTION & ERGONOMY BUNDLE **BRUTAL RE**

Make the most out of your day in deep snow. Add protection to the Brutal snowmobile in demanding terrain and help you perform all day long with fine-tuned ergonomics.



- NEW** MAGNETIC SPARE GOGGLE LENS HOLDER
- GLOVEBOX EXTENSION
- HEATED DRIVER SEAT
- ADJUSTABLE WINDSHIELD MED HIGH
- WINDSHIELD SIDE DEFLECTORS
- WINDSHIELD ADAPTERS
- SKIDPLATE
- BRAKE AND CHAINCASE PROTECTORS
- SMALL DIAMETER HANDLE BAR
- ADJUSTABLE BRAKE LEVER
- NEW** AUXILIARY LED WIDE LIGHTS
- E-LING
- XPS CARE GLASS SCREEN PROTECTOR

### WORKING HERO BUNDLE **COMMANDER • COMMANDER LIMITED**

For jobs that need to get done, no matter the conditions. Boost your confidence and comfort with these hard-working accessories.



- NEW** VACUUM FLASK HOLDER
- LING UTILITY CARGO BOX
- CHAIN SAW HOLDER
- TOOL HOLDER
- FRONT BUMPER
- SIDE BUMPER
- WINCH KIT
- SKIDPLATE
- AUXILIARY LED LIGHTS
- WORKING LIGHT
- 12V OUTLET
- COVER 1+1
- DELUXE TOOL KIT

**SEE ALL 50 BUNDLES AT [BRPLYNX.COM](http://BRPLYNX.COM)\***  
 CHOOSE YOUR MODEL AND CHECK THE BUNDLES

**TRAIL ADVENTURE BUNDLE** RAVE GLS • RAVE RE

All you need for the ultimate long distance trail adventures. No matter the elements or riding conditions, with these essentials you are ready to beat whatever challenges a snowmobile adventure can offer.



- HANDLEBAR BAG SMALL
- LING SPORT BAG 17L
- GLOVEBOX EXTENSION
- CELLPHONE HOLDER
- LING JERRY CAN
- HEATED DRIVER SEAT
- MEDIUM WINDSHIELD
- WINDSHIELD SIDE DEFLECTORS
- WINDSHIELD ADAPTERS
- EXPLORER<sup>2</sup> FRONT BUMPER PLATINIUM SILVER/BLACK
- EXPLORER<sup>2</sup> REAR BUMPER 137 PLATINIUM SILVER/BLACK
- SKIDPLATE BLACK
- NEW WINDSHIELD SIGNAL LIGHTS
- E-LING
- 3W HEATER
- BRAKE AND CHAINCASE PROTECTORS

**AMBASSADOR ESSENTIALS BUNDLE** SHREDDER RE 3900 • SHREDDER DS 3900

Designed by Lynx Ambassadors, this bundle has everything you need for maximizing your shredding time. With added ruggedness, improved visibility and maximal storage space, you'll be ready to enjoy the longest of rides.



- NEW DEEP SNOW ULTRA-LIGHT SEAT
- NEW SOFT GLOVE BOX EXTENSION
- LING DEEP SNOW PRO BAG (30L)
- LING JERRY CAN
- EXPLORER<sup>2</sup> FRONT BUMPER PLATINIUM SILVER/BLACK
- LIGHT REAR BUMPER 154 SHORT
- RAIL REINFORCEMENT (INCLUDED IN RE)
- SKID PLATE DS - BLACK
- BRAKE AND CHAINCASE PROTECTION
- HEAVY-DUTY AIR INTAKE FILTER KIT
- RISER 90 MM
- AUXILIARY LED LIGHT
- XPS CARE GLASS SCREEN PROTECTOR (FOR 10.25" GAUGE)
- LYNX SHOVEL WITH SAW
- DELUXE TOOL KIT

\* Accessory bundles available at Finnish, Norwegian and Swedish websites.

## STORAGE

<p><b>NEW</b></p> <p><b>SOFT GLOVE BOX EXTENSION</b></p>	<p>Radien<sup>2</sup> Deep Snow</p>	<p>860202908</p>
	<ul style="list-style-type: none"> <li>• Increases stock storage volume by about 30%.</li> <li>• 4.8 liter capacity.</li> <li>• Easier on your personal items than the stock glovebox.</li> <li>• Brightly colored red interior makes it easy to locate objects.</li> <li>• Water resistant.</li> <li>• Includes an inside cell phone pouch.</li> <li>• Compatible with USB Intelligent Power Outlet Kit (860202433) and 12-Volt Power Outlet Kit (860201423).</li> <li>• Easy installation by removing the stock glovebox lid.</li> </ul>	
<p><b>NEW</b></p> <p><b>LINQ SADDLE BAGS 23 L</b></p>	<p>Radien<sup>2</sup></p>	<p>860202621</p>
	<ul style="list-style-type: none"> <li>• Premium semi-rigid saddlebags using the LinQ mounting system.</li> <li>• Easy attach and remove.</li> <li>• Can be used in conjunction with additional LinQ mounted accessories at the same time.</li> <li>• 26 liter capacity, (2 x 13 L).</li> <li>• LinQ Fastener included (715001707).</li> <li>• Requires LinQ Cargo Base kit (860201806) for installation on Radien 400 mm tunnels (2021 and prior).</li> </ul>	
<p><b>NEW</b></p> <p><b>MAGNETIC SPARE LENS HOLDER</b></p>	<p>Radien<sup>2</sup></p>	<p>860202868</p>
	<ul style="list-style-type: none"> <li>• Attaches securely to the cover of the Glove Box Extension, ensuring convenient access</li> <li>• Comes equipped with a dedicated cover to safeguard your lenses during storage</li> <li>• Simply plug and play with a few screws and premarked drill locations for effortless setup</li> <li>• Glovebox extension (860202436, 860202596) required</li> </ul>	
<p><b>NEW</b></p> <p><b>VACUUM FLASK HOLDER</b></p>	<p>Radien-X 500 mm (except Alpine) Radien-X 600 mm (except Alpine)</p>	<p>860202731</p>
	<ul style="list-style-type: none"> <li>• Perfect companion for transporting warm beverages or food securely in your seatbox</li> <li>• Effortless installation, and the cover securely locks the thermos in place</li> <li>• Holder includes one thermos bottle, and there's an extra space available for a second one of your choice</li> <li>• The thermos bottle meets stringent food safety standards and is approved by FDA and certified for LFPG</li> </ul>	
<p><b>NEW</b></p> <p><b>UNDERSEAT STORAGE BAG - 11 L</b></p>	<p>Radien-X 500 mm (except Alpine) Radien-X 600 mm (except Alpine)</p>	<p>860202767</p>
	<ul style="list-style-type: none"> <li>• Installs inside the 15-liter underseat storage that comes stock on 500 mm and 600 mm models.</li> <li>• 11-liter capacity.</li> <li>• Insulated to protect from outside temperatures.</li> <li>• Durable polyester construction.</li> <li>• Integrated handles make transportation easy.</li> </ul>	



<b>LINQ JERRY CAN 20 L</b>	Radien-X 500 mm Radien-X 600 mm	715007822
	<ul style="list-style-type: none"> <li>• Quick, easy and secure LinQ system installation.</li> <li>• Spill-free spout for easy use.</li> <li>• 20 liter capacity.</li> <li>• Meets new Flame Mitigation Device (FMD) standard.</li> <li>• Compatible with the Multi LinQ Plate for 20" and 24" tunnels.</li> <li>• Not compatible with Luggage Rack Reinforcement Plates (860200798).</li> </ul>	
<b>LINQ JERRY CAN 14 L</b>	Radien <sup>2</sup> / Radien / Radien-X / REX <sup>2</sup>	860202756
	<ul style="list-style-type: none"> <li>• Quick, easy and secure installation with LinQ system.</li> <li>• No-Spill spout for easy use.</li> <li>• 14 liter capacity.</li> <li>• Single LinQ tunnel bag or LinQ oil caddy stacks on top for more storage.</li> </ul>	
<b>LINQ JERRY CAN 11 L</b>	Radien <sup>2</sup> / Radien / Radien-X REX / REX <sup>2</sup> / XU	860202757
	<ul style="list-style-type: none"> <li>• Quick, easy and secure installation with LinQ system.</li> <li>• No-Spill spout for easy use.</li> <li>• 11 liter capacity.</li> </ul>	
<b>LINQ JERRY CAN 3.78 L</b>	Radien <sup>2</sup> / Radien / Radien-X	860201774 • 3.78 Liter capacity.
	<ul style="list-style-type: none"> <li>• 3.78 liter capacity.</li> <li>• Smaller size for less weight.</li> <li>• Can be used in position 1 or 2 and on top of LinQ Stackable Fuel Caddy.</li> <li>• Easy pour design for sleds or power tools.</li> </ul>	
<b>OIL CADDY FOR STACKABLE JERRY CAN 3.78 L</b>	Radien <sup>2</sup> / Radien / Radien-X	860202758
	<ul style="list-style-type: none"> <li>• 3.78 liter capacity.</li> <li>• Can be used in position 1 or 2.</li> <li>• Can be used on top of LinQ Stackable Fuel Caddy.</li> </ul>	
<b>LINQ SPORT BAG 17 L</b>	Radien <sup>2</sup> / Radien / Radien-X / REX / REX <sup>2</sup> / XU	860202447
	<ul style="list-style-type: none"> <li>• 17 liter capacity.</li> <li>• Rigid bottom, semi-rigid top.</li> </ul>	
<b>LINQ DEEP SNOW LIGHT BAG - 26 L</b>	Radien <sup>2</sup> , Radien, Radien-X	860202787 860202789 • Black pro Cover
	<ul style="list-style-type: none"> <li>• Lightweight—uses one set of LinQ fasteners.</li> <li>• 26 liter capacity.</li> <li>• Pocket under the lid for quick and easy access.</li> <li>• Brightly colored interior makes it easy to locate objects.</li> <li>• Removable interior for easy cleaning.</li> </ul>	<ul style="list-style-type: none"> <li>• 3 removable dividers to organize cargo.</li> <li>• Suitable for positions 0, 1, 2 and above the LinQ Stackable Fuel Caddy.</li> <li>• Shovel Holder System on the cover.</li> <li>• Compatible with Cover Lids 860202132, 860202383, and 860202747.</li> </ul>

<b>LINQ PRO LIGHT BAG - 26 L</b>	Radien <sup>2</sup> , Radien, Radien-X	860202620 860202747 • cover lid only
	<ul style="list-style-type: none"> <li>• Lightweight.</li> <li>• Attaches with one set of LinQ fasteners.</li> <li>• Suitable for positions 0, 1, 2 and above the LinQ Stackable Fuel Caddy.</li> <li>• 26 liter capacity.</li> <li>• Compatible with Cover Lids 860202747, 860202132 &amp; 860202383.</li> </ul>	<ul style="list-style-type: none"> <li>• Pocket under the lid for quick and easy access.</li> <li>• Brightly colored interior makes it easy to locate objects.</li> <li>• Removable interior for easy cleaning.</li> <li>• 3 removable dividers to organize cargo.</li> </ul>
<b>LINQ DEEP SNOW PRO BAG 30 L</b>	Radien <sup>2</sup> / Radien / Radien-X	860202456 860202132 • cover lid only
	<ul style="list-style-type: none"> <li>• Watertight (with TiZip ) – our highest level of waterproofing.</li> <li>• Lightweight – uses one set of LinQ fasteners.</li> <li>• Fits position 1, 2 and on top of LinQ Stackable Fuel Caddy.</li> <li>• Expandable 9 to 30 liter capacity.</li> <li>• Improved Shovel Holder System.</li> </ul>	
<b>LINQ TRAIL PRO BAG 30 L</b>	Radien <sup>2</sup> / Radien / Radien-X	860201986 860202383 • cover lid only
	<ul style="list-style-type: none"> <li>• Premium bag with our highest level of waterproofing.</li> <li>• Watertight zipper (TiZip).</li> <li>• Map holder &amp; quick access storage compartment on lid.</li> <li>• Mesh pocket under the lid for easy, quick access to smaller items.</li> <li>• Brightly colored interior makes locating items easier.</li> <li>• Lightweight and mounts securely using one set of LinQ anchors.</li> </ul>	
<b>LINQ URBAN BAG 40 L</b>	Radien / Radien <sup>2</sup>	219401026
	<ul style="list-style-type: none"> <li>• Versatile LinQ storage solution with up to 40 liters of added storage.</li> <li>• Heavy-duty construction with high-quality zippers and water resistant outer shell.</li> <li>• Easy-access large roll-top opening.</li> <li>• Reversible integrated flap with water-resistant storage.</li> <li>• Integrated vehicle key holder.</li> <li>• Waterproof removable liner with integrated pocket and laptop storage.</li> <li>• Backpack Option includes adjustable, removable shoulder system, ergo-fitted back padding and lightweight shoulder system design.</li> </ul>	
<b>LINQ DRY BAG 40 L</b>	Radien <sup>2</sup> / Radien / Radien-X	715008110
	<ul style="list-style-type: none"> <li>• Fully waterproof roll-top design secures gear tightly.</li> <li>• 40 liter of adjustable capacity.</li> <li>• Heavy-duty rigid plastic base.</li> <li>• Foam lined bottom for additional protection.</li> <li>• Integrated handle for easy transportation on/off the vehicle.</li> </ul>	
<b>LINQ MODULAR CARGO BOX 10 L</b>	Radien <sup>2</sup> / Radien / Radien-X	715005494
	<ul style="list-style-type: none"> <li>• Modular LinQ cargo box with 10 liter capacity.</li> <li>• Single LinQ tunnel bag stacks on top for more storage.</li> <li>• Heavy duty construction for durability.</li> <li>• Weather resistant sealed lid.</li> </ul>	
<b>LARGE LINQ TUNNEL BAG 21 L</b>	Radien <sup>2</sup> / Radien / Radien-X	860202449
	<ul style="list-style-type: none"> <li>• Semi-rigid expandable LinQ tunnel bag.</li> <li>• 21 liter capacity.</li> <li>• Can be installed on top of LinQ Stackable Fuel Caddy or behind seat.</li> <li>• Easy one-second on/off tool-less system.</li> </ul>	

**LINQ SLIM WATERPROOF TUNNEL BAG 26 L**Radien<sup>2</sup> / Radien / Radien-X

860202451

- Rigid bottom and top design.
- Allows storage of removable snow flap.
- Waterproof inner roll top.
- Shovel can be stored while assembled on top of the bag.

- 16 to 26 liter capacity.
- Fit on the tunnel in positions 1 & 2
- 3500mm and longer

**LINQ 137" TUNNEL BAG ADVENTURE 40 L**Radien<sup>2</sup> / Radien / Radien-X

860202444

- 40 liter capacity.
- Thermoformed hard base and semi-rigid sides and top.
- Cover can be removed for easier access.
- Multiple compartments, separators and fixation points for hooks or bungee cords.
- Inside goggle soft pocket.

**LINQ THERMAL BOX 16 L**Radien<sup>2</sup> / Radien / Radien-X

219400964

- Features a highly robust rotomolded design with a 16-liter capacity.
- High quality foam insulation for optimal performance hot or cold.
- Does not fit with 1+1 backrest.

**LINQ TOOL BOX 19 L**Radien<sup>2</sup> / Radien / Radien-X  
REX / REX<sup>2</sup> / XU

715008111

- Weather-resistant design features a sealed cover.
- 19 liter capacity.

**LINQ CARGO BOX, LARGE 40 L**Radien<sup>2</sup> / Radien / Radien-X  
REX / REX<sup>2</sup> / XU

860202442

- Rigid molded plastic construction with integrated design.
- Provides dry, safe storage.
- 40 liter capacity. Only available for 3700 mm+ models.

**LINQ CARGO BOX 62 L**Radien<sup>2</sup> / Radien / Radien-X

860202446 • Black

Can be used on all models, which have 2 pair of LinQ attachments (this is only box which fits on 59 Ranger Alpine tunnel).

- Optional LinQ mounts can be added on top for even more capacity.
- 62 liter capacity.







**LINQ CARGO BOX BAG 62 L**Radien<sup>2</sup> / Radien / Radien-X




860201635 • Black








Fits perfectly in the LinQ Cargo Box (860202446)

- Easy to take everything with you on arrival.
- 62 liter capacity.

<b>LINQ REAR CARGO BOX 70 L</b>	Radien-X 500 mm Radien-X 600 mm (except Alpine)	860202416 • Black 860202494 • White
	<ul style="list-style-type: none"> <li>Provides additional secure storage.</li> <li>• 70-liter capacity.</li> <li>• Injection molded plastic.</li> <li>• Optional LinQ mounts can be added on top.</li> <li>• Convenient flip top provides easy access to stored goods.</li> </ul>	<ul style="list-style-type: none"> <li>• Suitable also for 59 Ranger Alpine model, if rear deck, 860202415, is added.</li> <li>• Standard on Commander Limited and 69 Ranger Limited models (until MY24).</li> <li>Suitable also for 59 Ranger Alpine model, if rear deck, 860202415, is added.</li> </ul>
<b>LINQ CARGO BOX 90 L</b>	Radien <sup>2</sup> / Radien / Radien-X REX / REX <sup>2</sup>	860202448
	<ul style="list-style-type: none"> <li>• Extra large 90 liter capacity.</li> <li>• Uses 16" LinQ mounts in position 1 and 2.</li> <li>• Easy on and off.</li> <li>• 2 LinQ anchors can be added on lid of box to install 16" LinQ accessories or additional storage.</li> <li>• Rugged and tough rotomolded plastic construction.</li> <li>• Not compatible with short tunnel.</li> </ul>	
<b>LINQ UTILITY CARGO BOX 135 L</b>	Radien-X 500 mm Radien-X 600 mm (except Alpine)	860202085
	<ul style="list-style-type: none"> <li>• Massive 135 liter capacity.</li> <li>• 4 LinQ anchors (860201806) can be added on lid of box to install 16" LinQ accessories or additional storage.</li> <li>• Slots molded in for plywood dividers.</li> <li>• Rugged and tough rotomolded plastic construction.</li> </ul>	<ul style="list-style-type: none"> <li>• Integrated axe and saw holders.</li> <li>• Removable/lockable lid.</li> <li>• Suitable also for 59 Ranger Alpine model, if rear deck, 860202415, is added.</li> </ul>
<b>SR50 UTILITY BAG 50 L</b>	Radien-X 500 mm Radien-X 600 mm	860201939
	<ul style="list-style-type: none"> <li>• Replaces passenger seat in seconds for additional storage.</li> <li>• Quick release straps to easily access storage underneath.</li> <li>• Waterproof to keep your cargo dry.</li> <li>• 50 liter capacity.</li> <li>• Works with the 135-liter LinQ Utility Cargo Bag (860202085).</li> </ul>	
<b>LINQ TRAILER SLEIGH DELUXE</b>	Radien <sup>2</sup> / Radien / Radien-X	860202569
	<ul style="list-style-type: none"> <li>• LinQ accessories can be installed on top and inside (LinQ Cargo Base Kit not included).</li> <li>• Made of high-molecular-weight polyethylene.</li> <li>• 2-part removable cover.</li> <li>• Rain resistant.</li> <li>• Carbide ready (860201044).</li> </ul>	<ul style="list-style-type: none"> <li>• Slots for dividers precast in. (Dividers not included.)</li> <li>• Dimensions 206 cm L x 84 cm W x 54 cm H.</li> <li>• Volume 485 L.</li> <li>• Weight capacity: 340 kg total (including top); max on top 34 kg.</li> <li>• Spring dampened pull bar.</li> </ul>
<b>LINQ PLATE</b>	Radien <sup>2</sup> , Radien, Radien-X	860202773
	<ul style="list-style-type: none"> <li>• Standard for 49 Ranger now available for 3700 length tunnels</li> <li>• Enables attaching large cargo box to 400 mm models.</li> <li>• More attachment points for LinQ accessories.</li> <li>• Places for binding straps.</li> </ul>	
<b>LINQ REAR DECK</b>	Radien-X 500 mm (except Alpine)	860202415
	<ul style="list-style-type: none"> <li>• Extra LinQ deck on rear tunnel allows more storage capacity.</li> <li>• Two LinQ positions on the deck, so you can stack more LinQ accessories there.</li> <li>• Hinges on the back and LinQ lock in front allows easy access under the deck.</li> <li>• Places for binding straps.</li> <li>• Can combine e.g. under the deck 5 pcs of Under Deck storage boxes (860202475) and 135L box on the deck.</li> <li>• Requires Luggage Rack (860202311).</li> <li>• Note max cargo capacity 58 kg.</li> </ul>	

<b>UNDER DECK STORAGE BOX 7 L</b>	Radien-X 500 mm	860202475
	<ul style="list-style-type: none"> <li>• Under the deck fits 5 boxes. Capacity of one box is 7 liter.</li> <li>• Can be used as dedicated for specific items e.g. for fishing, food, tools, campfire items</li> <li>• Rack locks the boxes firmly on their places and prevent them moving or clattering.</li> </ul>	
<b>LUGGAGE RACK</b>	Radien-X 500 mm	860202311
	<ul style="list-style-type: none"> <li>• Maximizes tunnel cargo capacity.</li> </ul>	
<b>LINQ REAR CARGO RACK</b>	Radien-X 500 mm (except Alpine) Radien-X 600 mm (except Alpine)	860201800
	<ul style="list-style-type: none"> <li>• Replaces passenger seat for extra cargo capacity.</li> <li>• Simple attachment.</li> <li>• Retains underseat access with clever hinge system.</li> <li>• Allows use of more LinQ bags.</li> </ul>	
<b>UNIVERSAL LINQ RACK</b>	Radien <sup>2</sup> / Radien / Radien-X	860202208 • for Lynx models 860202357 • other brands
	<ul style="list-style-type: none"> <li>• This Universal Rack can make generic accessories LinQ compatible.</li> <li>• Allows a multitude of products and configurations on LinQ tunnels.</li> </ul>	
<b>HANDLEBAR BAG</b>	Radien <sup>2</sup> / Radien / Radien-X	860201565
	<ul style="list-style-type: none"> <li>• 2.3 liter capacity.</li> <li>• Semi-rigid construction.</li> <li>• Mounted sturdily with clamp setup.</li> <li>• Can be removed easily with vehicle's tool.</li> <li>• Inside soft liner.</li> <li>• Water-resistant.</li> <li>• Thermoformed hard plastic base.</li> <li>• Features a pocket to separate items.</li> <li>• Not compatible with Grab handle.</li> </ul>	
<b>HANDLEBAR BAG, SMALL</b>	Radien <sup>2</sup> / Radien / Radien-X REX / REX <sup>2</sup> / XU	860200920 • Small, volume 3 L
	<ul style="list-style-type: none"> <li>• Innovative 2-pocket carry bag for secure storage around the steering riser block.</li> </ul>	

<p><b>LINQ DEEP SNOW SEAT BOX</b></p> 	<p>Radien<sup>2</sup>, Radien, Radien-X</p> <ul style="list-style-type: none"> <li>• Low profile integrated storage box utilizing the battery area.</li> <li>• Added storage capacity of 4.6 L with 10.25" CTD battery.</li> <li>• 5.5 L added capacity for a vehicle without battery.</li> <li>• Not compatible with the battery for electric</li> </ul>	<p>860202668</p> <ul style="list-style-type: none"> <li>starters.</li> <li>• Same height as battery cover.</li> <li>• Allows use of LinQ tunnel accessories.</li> <li>• Not compatible with 1 + 1 seat.</li> <li>• Compatible with Radien<sup>2</sup> (Deep Snow) CVT belt.</li> </ul>
<p><b>SEAT BOX FOR DEEP SNOW SEAT</b></p> 	<p>Radien<sup>2</sup> / Radien</p> <ul style="list-style-type: none"> <li>• Low profile integrated storage box utilizing the battery area</li> <li>• Added storage capacity of 1.5 L with battery and 6 L for a vehicle without the battery.</li> <li>• Same height as battery cover.</li> </ul>	<p>860202532</p> <ul style="list-style-type: none"> <li>• Rainproof liner included.</li> <li>• Works with Deluxe Tool Kit (860202029) (not included).</li> <li>• Allows use of LinQ tunnel accessories.</li> <li>• Does not work with 1 + 1 seat.</li> </ul>
<p><b>GLOVEBOX EXTENSION / GPS SUPPORT</b></p> 	<p>Radien<sup>2</sup> (except Deep Snow)</p> <ul style="list-style-type: none"> <li>• Increases storage by an additional 5-liters capacity.</li> <li>• Door allows for perfect positioning and mounting of GPS.</li> <li>• Replaces stock storage compartment cover.</li> <li>• Can be used with or without windshield.</li> <li>• Ready to receive Cellphone Holder.</li> <li>• GPS sold separately.</li> </ul>	<p>860202436</p>
<p><b>GLOVEBOX EXTENSION</b></p> 	<p>Radien<sup>2</sup> Deep Snow</p> <ul style="list-style-type: none"> <li>• Increases storage by an additional 6-liter capacity.</li> <li>• Door allows for perfect positioning and mounting of Cellphone holder (860202372)</li> <li>• Replaces stock storage compartment cover.</li> <li>• Cellphone holder sold separately.</li> </ul>	<p>860202596</p>
<p><b>GLOVEBOX EXTENSION</b></p> 	<p>Radien / Radien-X</p> <ul style="list-style-type: none"> <li>• Doubles the storage with additional 4-liter capacity.</li> <li>• Can be used with or without windshield.</li> <li>• Door allows for perfect positioning and mounting of GPS.</li> <li>• GPS sold separately.</li> </ul>	<p>860201523</p>
<p><b>CELLPHONE HOLDER</b></p> 	<p>Radien<sup>2</sup></p> <ul style="list-style-type: none"> <li>• Design is independent of the Glove Box Extension door.</li> <li>• Water resistant door allows for perfect phone positioning.</li> <li>• Heating element preserves cell phone battery longer.</li> <li>• Features capacitive and resistive touch screen technology.</li> <li>• Spring system in back plate automatically</li> </ul>	<p>860202372</p> <ul style="list-style-type: none"> <li>adjusts for thickness.</li> <li>• USB Intelligent Power Outlet is included for charging.</li> <li>• Fits all cellphones within 170 mm x 85 mm x 15 mm dimensions.</li> <li>• Works with almost all charger wires.</li> <li>• Does not include cell phone.</li> <li>• Can be used with or without windshield.</li> </ul>
<p><b>CELL PHONE HOLDER</b></p> 	<p>Radien / Radien-X</p> <ul style="list-style-type: none"> <li>• Doubles the storage with additional 3,5 liter capacity.</li> <li>• Can be used with or without windshield.</li> <li>• Cell phone heater included.</li> <li>• Does not include cell phone.</li> <li>• Available also the replacement door for glovebox, 860202169, sold separately.</li> </ul>	<p>860202072</p>
<p><b>GLOVEBOX REPLACEMENT DOOR / CELL PHONE HOLDER</b></p> 	<p>Fits with Glovebox Extension (860201523)</p> <ul style="list-style-type: none"> <li>• Replacement door to update Glovebox Extension with a cell phone holder.</li> <li>• Door allows for perfect positioning and mounting of a cell phone.</li> <li>• Cell phone heater included.</li> <li>• Requires 12V Outlet Plug (860201261).</li> <li>• For screen size up to 6.4" (16.26 cm) x 3.3" (8.38 cm).</li> <li>• Works with capacitive and resistive touch screen technology.</li> </ul>	<p>860202169</p>

<p><b>GLOVEBOX LINER</b></p> 	<p>Radien / Radien-X</p> <p>860201270</p> <ul style="list-style-type: none"> <li>• Thermoformed liner has a soft finish interior.</li> <li>• Features one pocket to separate items.</li> </ul>	
<p><b>GOGGLE BAG</b></p> 	<p>Radien</p> <p>860201691</p> <ul style="list-style-type: none"> <li>• Designed specifically for a spare set of goggles.</li> <li>• Under hood heat clears and dries wet fogged goggles.</li> <li>• Protects goggles during the ride.</li> </ul>	
<p><b>LINQ SNOWBOARD/SKI RACK</b></p> 	<p>Radien-X Commander</p> <p>860202778</p> <ul style="list-style-type: none"> <li>• Fits 2 snowboards or 1 pair of skis and poles, all sizes.</li> <li>• Redesigned: simpler, quicker and easier way to attach skis or snowboards even with gloves on.</li> <li>• Easy to adjust from skis to boards in seconds.</li> <li>• Rubber cushions protect the edges and hold ski poles securely without damage.</li> <li>• Requires a rear rack.</li> </ul>	
<p><b>LINQ AXE HOLDER</b></p> 	<p>Radien-X 500 mm (except Alpine) Radien-X 600 mm (except Alpine)</p> <p>860201854</p> <ul style="list-style-type: none"> <li>• Securely mounts on either side of the tunnel using LinQ anchors.</li> <li>• Universal sizing to fit a wide variety of axes.</li> <li>• Can be mounted on either side of the vehicle.</li> </ul>	
<p><b>CHAIN SAW HOLDER</b></p> 	<p>Radien-X 500 mm (except Alpine) Radien-X 600 mm (except Alpine)</p> <p>860202071</p> <ul style="list-style-type: none"> <li>• Securely mounts to rear of vehicle.</li> <li>• Retains full function of LinQ accessories, including cargo box.</li> <li>• Compatible with most blades up to 18".</li> </ul>	
<p><b>ICE AUGER HOLDER</b></p> 	<p>Radien<sup>2</sup>, Radien and Radien-X with 2 LinQ pairs or on top of the box</p> <p>860202779</p> <ul style="list-style-type: none"> <li>• New position on the tunnel or on Cargo Box Cover – doesn't add width to the snowmobile</li> <li>• Great for riding in wooded areas</li> <li>• Easy installation with LinQ brackets</li> <li>• Mount and dismount your auger in seconds with the two-point mounting system</li> <li>• Handles augers with up to 8" blades</li> <li>• Compatible with Cargo Boxes 860202416 and 860202085</li> </ul>	
<p><b>LINQ ICE AUGER HOLDER</b></p> 	<p>Radien-X 500 mm (except Alpine) Radien-X 600 mm (except Alpine)</p> <p>860201828</p> <ul style="list-style-type: none"> <li>• Securely mounts to right side of vehicle.</li> <li>• Easy on/off and installation.</li> <li>• Retains full function of LinQ accessories.</li> <li>• Handles augers with up to 10" blades.</li> </ul>	

**SHOVEL HOLDER BRACKET**

Radien-X 500 mm  
Radien-X 600 mm

860201979 all models with flat mounting surface  
860202287 Radien-X models with rear rack



- Securely mounts on side of the tunnel.

**LINQ TOOL HOLDER**

Radien-X 500 mm  
Radien-X 600 mm

860201846



- Designed for universal applications.
- Convenient swivel latch allows tools like a shovel to be stored in multiple positions.
- Designed specifically for winter use.
- Sold in pairs.

**LINQ LOCK KIT**

Radien<sup>2</sup> / Radien / Radien-X

860201968 • 1 pair  
860202478 • 2 pairs



- Simple way to lock most LinQ accessories in place.
- Retrofits most LinQ accessories.
- Lock cover prevents snow and ice build-up.
- Not compatible with Tool Holder or Working Light.
- Comes with two keys.

**LINQ ANCHORS RETRO FIT KIT**

Radien-X 500 mm  
Radien-X 600 mm

860202482



- Unique mounting fastener usable on any LinQ System accessory.
- Includes: 2 Cargo LinQ bases and hardware for Multi LinQ Plate

**LINQ CARGO BASE KIT**

Radien<sup>2</sup> / Radien / Radien-X  
REX / REX<sup>2</sup>

860201806



- Unique mounting fastener usable on any LinQ System accessory.
- Includes: 2 Cargo LinQ bases and hardware.



## SEATS &amp; ACCESSORIES

NEW

## DEEP SNOW ULTRA-LIGHT SEAT

Radien<sup>2</sup>  
Radien

860202909



- Ultra-compact design for active riders.
- Our smallest, lightest seat allows easier side-to-side changes.
- 127 mm height.
- Gripper style vinyl resists wear and tear and provides better control.
- Underseat storage compartment for CVT belt
- Works with Seat Storage Box - 6 L (860202532).

NEW

## 1+1 REMOVABLE RACK

Radien<sup>2</sup>, Radien, Radien-X 400 mm

860202749



- Quick, easy installation with LinQ system.
- Allows battery maintenance with the removable option.
- Required for LinQ Passenger Premium Heated Seat (860202536), Trail LinQ Passenger Sport Seat (860202917) and Trail LinQ Passenger Seat (860202325) use.
- Great look with or without the passenger seat mounted.
- Provides an additional LinQ position (for soft accessories only) when passenger seat isn't in use.
- Made of lightweight die cast aluminum.
- Retrofit for Radien & Radien-X 400 mm requires Driver Seat (860202781) or Driver Heated Seat (860202782) for installation.

NEW

## TRAIL LINQ PASSENGER PREMIUM NON-HEATED SEAT

Radien<sup>2</sup>, Radien, Radien-X 400mm

860202917



- The ultimate modular seating solution.
- Quickly changes from riding solo to riding with a passenger.
- Provides comfortable, ergonomically correct positions for both driver and passenger.
- Compatible with LinQ locking system.
- Includes Passenger Backrest (860202659) and seat handles.
- Requires LinQ 1+1 Removable Rack (860202749) or LinQ 1 + 1 Rack (860202414 or 860202785) for installation.
- Compatible with LinQ Passenger Seat Heated Grips (860202535).
- Requires seat 860202782 or 860202781
- Fit to Shredder and Retrofit for Radien & Radien-X 400 mm requires Driver Seat (860202781) or Driver Heated Seat (860202782) for installation.

## TRAIL LINQ PASSENGER PREMIUM HEATED SEAT

Radien<sup>2</sup>, Radien, Radien-X 400 mm

860202536



- The ultimate modular seating solution.
- Quickly changes from riding solo to riding with a passenger.
- Provides comfortable, ergonomically correct positions for both driver and passenger.
- Includes heated seat, heated handles and accessory plug in.
- Compatible with LinQ locking system.
- Passenger Backrest (860202659) is included.
- Requires LinQ 1 + 1 Rack (860202414) for installation.
- Fit to Shredder and Retrofit for Radien & Radien-X 400 mm requires Driver Seat (860202781) or Driver Heated Seat (860202782) for installation.

## LINQ PASSENGER SEAT - SPORT

Radien<sup>2</sup>, Radien, Radien-X 400 mm

860202325



- The ultimate modular seating solution.
- Quickly changes from riding solo to riding with a passenger.
- Provides comfortable, ergonomically correct positions for both driver and passenger.
- Easy tool-less clip in attachment with the LinQ system.
- Requires LinQ 1+1 rack 860202414 for installation.
- Compatible with LinQ Lock kits, Heated Handgrips (860202535) and Backrest (860202659)
- Fit to Shredder and Retrofit for Radien & Radien-X 400 mm requires Driver Seat (860202781) or Driver Heated Seat (860202782) for installation.

## PASSENGER BACKREST

Radien<sup>2</sup>, Radien, Radien-X 400 mm

860202659



- Passenger backrest compatible with LinQ Passenger Seat - Sport (860202325) for more comfort.

**LINQ PASSENGER SEAT HEATED GRIPS**Radien<sup>2</sup>, Radien, Radien-X 400 mm

860202535



- Provides heat to the passenger grips.
- Easy to disconnect when removing passenger seat.
- Fits for LinQ Passenger Seat Sport (860202325)

**LINQ 1+1 RACK**Radien<sup>2</sup>, Radien, Radien-X 400 mm

860202785

860202414 • (except 850 E-TEC Turbo R models)



- Required for LinQ Sport Passenger and LinQ Trail Premium Passenger Seat use.
- Great looks with or without the passenger seat mounted.
- Provides an additional LinQ position 0 (for soft accessories only) when passenger seat isn't in use.
- Made of lightweight die cast aluminum.
- Retrofit for Radien & Radien-X 400 mm requires Driver Seat (860202781) or Driver Heated Seat (860202782) for installation.

**DRIVER SEAT FOR LINQ 1+1 SYSTEM**Radien<sup>2</sup>, Radien, Radien-X 400 mm

860202781



- Designed especially to improve riding ergonomics on trail
- Compatible with: 1+1 Rack 860202414 or 860202749, 1+1 sport seat 860202325 or 860202917, 1+1 touring seat 860202536.

**HEATED DRIVER SEAT**Radien<sup>2</sup>, Radien, Radien-X 400 mm

860202782



- Makes riding more comfortable even in the coldest temperatures.
- Long awaited option to 16" models
- Compatible with: 1+1 Rack 860202414 or 860202749, 1+1 sport seat 860202325 or 860202917, touring seat 860202536.
- Requires Harness (860202740) to retrofit on Radien models.

**DEEP SNOW PRO SEAT**Radien<sup>2</sup> / Radien / Radien-X 400 mm

860202264



- Ultra compact design for active riders.
- Low, narrow and light seat.
- Allows easier side-to-side changes.
- Provides great freedom of movement.
- Integrated grip areas.
- Stock on Radien<sup>2</sup> Shredder RE & DS models.

**2 UP LIGHT SEAT**Radien<sup>2</sup> / Radien / Radien-X 400 mm

860202568










- Extended seat providing convenient 2-up riding.
- Replaces existing seat in seconds.
- Battery Cover with Support (860201720) required for vehicle without battery.
- On vehicles equipped with a battery, attach LinQ anchor on top of stock battery cover, or use kit 860201720

**2 UP SEAT WITH BACKREST**Radien<sup>2</sup> / Radien / Radien-X 400 mm

860202662



- The ultimate in modular seating.
- Allows quick changes between 1-up and 2-up riding.
- Ergonomically correct positions for driver and passenger.
- Two easy tool-less steps:  
1 - Clip in seat.  
2 - Add LinQ 1 + 1 Backrest.
- Battery Cover with Support (860201720) required for vehicle without battery.
- Anchor kit available 860202059 (when owning 2 sleds and want to change this seat easily to another sled)
- On vehicles equipped with a battery, attach LinQ anchor on top of stock battery cover, or use kit 860201720

<b>HEATED DRIVER SEAT</b>	Radien-X 500 mm Radien-X 600 mm	860202261
	<ul style="list-style-type: none"> <li>• Adds warmth in the coldest conditions.</li> </ul>	
<b>HEATED PASSENGER SEAT AND GRIPS</b>	Radien-X 500 mm (except Alpine) Radien-X 600 mm (except Alpine)	860202094
	<p>Premium passenger seat with backrest and heated grips.</p> <ul style="list-style-type: none"> <li>• Adds warmth in the coldest conditions.</li> </ul>	
<b>1 + 1 SEAT WITH BACKREST</b>	Radien-X 500 mm (except Alpine) Radien-X 600 mm (except Alpine)	860202093
	<ul style="list-style-type: none"> <li>• Passenger seat to transform into a 1 + 1 configuration.</li> <li>• Includes safety handles.</li> <li>• Quick, easy installation.</li> </ul>	
<b>HEATED GRIPS FOR LINQ 2 UP SEAT</b>	Radien <sup>2</sup> / Radien / Radien-X 400 mm	860201840
	<p>Allow your passenger to ride in comfort in all conditions.</p> <ul style="list-style-type: none"> <li>• Easy unplug.</li> <li>• Fits for LinQ 2-up seat 860202662.</li> </ul>	
<b>PASSENGER MUFFS FOR 1 + 1 SEAT</b>	Radien <sup>2</sup> / Radien / Radien-X	860202114
	<ul style="list-style-type: none"> <li>• Ultra warm passenger muffs with fleece liner.</li> <li>• Designed for extreme cold conditions.</li> <li>• Easy to remove in warmer weather.</li> <li>• Fits also LinQ 2-up seat (860202662).</li> </ul>	
<b>BATTERY COVER</b>	Radien <sup>2</sup> / Radien / Radien-X 400 mm	860201720
	<ul style="list-style-type: none"> <li>• Use in conjunction with 2 up light seat 860202568 or 1 + 1 Seat with backrest 860202662.</li> </ul>	
<b>1 + 1 SEAT ELECTRIC VISOR / HEATED BOOTS WIRE HARNESS</b>	Radien <sup>2</sup> / Radien / Radien-X 400 mm	860201981
	<ul style="list-style-type: none"> <li>• Works in conjunction with the LinQ 1+1 Seat Heated Grips (860201840).</li> <li>• Provides 2 extra connections: one connection for electric visor and one connection for heated boots.</li> </ul>	

## WIND PROTECTION & MIRRORS

<p><b>NEW</b>  <b>ADJUSTABLE WINDSHIELD,  HIGH TO ULTRA HIGH</b></p>	<p>Radien<sup>2</sup> (except Deep Snow)</p>	<p>860202623</p>
	<ul style="list-style-type: none"> <li>• Adjustable range of 47.5 cm to 53.5 cm</li> <li>• Single lever allows quick changes to the amount of wind protection. High-quality product ensures smooth sliding and easy operation.</li> <li>• Injection molded for clarity and a better finish.</li> <li>• Compatible with Glove Box Extension (860202436).</li> <li>• Compatible with Windshield-Mount Mirrors (860202679).</li> <li>• Includes Windshield Support (517307974).</li> <li>• Side Deflectors (860202437) and adapters (860202784) required for installation.</li> <li>• Not compatible with handguards and muffs.</li> </ul>	
<p><b>ADJUSTABLE WINDSHIELD  - MEDIUM TO HIGH</b></p>	<p>Radien<sup>2</sup> (except Deep Snow)</p>	<p>860202615</p>
	<ul style="list-style-type: none"> <li>• Adjustable range of 17" (44 cm) to 21" (54 cm).</li> <li>• Lever allows quick changes to amount of wind protection.</li> <li>• Compatible with Glove Box Extension (860202436).</li> <li>• Includes Windshield Support (517307974).</li> <li>• Side Deflectors (860202437) and adapters (860202784) required for installation.</li> <li>• Not compatible with handguards and muffs.</li> </ul>	
<p><b>MEDIUM WINDSHIELD</b></p>	<p>Radien<sup>2</sup> (except Deep Snow)</p>	<p>860202471</p>
	<ul style="list-style-type: none"> <li>• Medium height - 17" (43 cm) in length.</li> <li>• Offers additional wind protection with integrated style.</li> <li>• Injection molded for clarity.</li> <li>• Compatible with Windshield-Mount Mirrors.</li> <li>• Complete kit includes windshield, side deflectors, windshield support &amp; hardware.</li> <li>• Side Deflectors (860202437) included.</li> <li>• Side Deflector adapters (860202784) required for installation.</li> <li>• Not compatible with handguards and muffs.</li> </ul>	
<p><b>LOW WINDSHIELD</b></p>	<p>Radien<sup>2</sup> (except Deep Snow)</p>	<p>860202470 • Smoke  860202850 • Dark Smoke <b>NEW</b></p>
	<ul style="list-style-type: none"> <li>• Low height - 12,5" (32 cm) in length.</li> <li>• Offers additional wind protection with integrated style.</li> <li>• Injection molded for clarity.</li> <li>• Includes windshield support.</li> </ul>	
<p><b>ULTRA LOW WINDSHIELD</b></p>	<p>Radien<sup>2</sup> (except Deep Snow)</p>	<p>860202624</p>
	<ul style="list-style-type: none"> <li>• Ultra low height - 8" (22 cm) in length.</li> <li>• Additional wind protection with integrated style.</li> <li>• Injection molded for clarity.</li> <li>• Includes windshield support.</li> </ul>	

**WINDSHIELD SIDE DEFLECTOR ADAPTERS**Radien<sup>2</sup> (except Deep Snow)

860202784



- Includes adapters for assembling windshield side deflectors (860202437, 860202469 and 860202849).

**WINDSHIELD SIDE DEFLECTORS**Radien<sup>2</sup> (except Deep Snow)860202469 • Smoke  
860202849 • Dark Smoke

- Added wind protection for use with low height windshield.
- Side Deflector adapters (860202784) required for installation.

**WINDSHIELD SIDE DEFLECTORS**Radien<sup>2</sup> (except Deep Snow)

860202437



- Added wind protection that works with windshield mounted mirrors also
- Used with Medium height windshield.
- Side Deflector adapters (860202784) required for installation.

**WINDSHIELD SUPPORT**Radien<sup>2</sup> (except Deep Snow)

517307974



- Required for windshields medium height and up.

**ADJUSTABLE WINDSHIELD HIGH TO EXTRA HIGH**

Radien / Radien-X

860201782



- Quickly change your level of wind protection with the flip of a lever.
- Compatible with Glove Box Extension (860201523).
- Adjustable range of 58.5 cm to 68.5 cm.
- Side deflectors (860201910) and windshield support (517306183) required for installation.
- Not compatible with handguards and muffs.

**ADJUSTABLE WINDSHIELD MEDIUM TO HIGH**

Radien / Radien-X

860201493



- Quickly change your level of wind protection with the flip of a lever.
- Compatible with Glove Box Extension (860201523).
- Adjustable range of 48.5 cm to 58.5 cm.
- Side deflectors (860201910) and windshield support (517306183) required for installation.
- Not compatible with handguards and muffs.

**ADJUSTABLE WINDSHIELD LOW TO MEDIUM**

Radien / Radien-X

860201820



- Quickly change your level of wind protection with the flip of a lever.
- Compatible with Glove Box Extension (860201523).
- Adjustable range of 35,6 cm to 43.2 cm.
- Windshield support (517305749) included.
- Not compatible with handguards and muffs.

**WINDSHIELD, EXTRA HIGH**

Radien / Radien-X

860202257



- 63,5 cm high.
- Provides maximum wind protection.
- Includes side deflectors and windshield support kit.
- Not compatible with handguards and muffs.

**WINDSHIELD, MEDIUM**

Radien / Radien-X

860201547



- 43 cm high.
- Includes windshield support.
- Not compatible with handguards and muffs.

**WINDSHIELD, MEDIUM**

Radien / Radien-X

860201864



- 43 cm high.
- Includes side deflectors and windshield support kit.
- Not compatible with handguards and muffs.

**WINDSHIELD, LOW**

Radien / Radien-X

860202262



- 36 cm high.
- Includes windshield support.

**WINDSHIELD, ULTRA LOW**

Radien / Radien-X

860201259



- 20 cm high.
- Sporty and aggressive look.
- Windshield support not included.

**WINDSHIELD SIDE DEFLECTORS**

Radien, Radien-X

860201910



- For medium and high windshields provide added protection and warmth.
- Compatible with Windshield-Mount Mirrors (860200893)

**WINDSHIELD SUPPORT**

Radien / Radien-X

517306183 • Black



- For medium and higher windshields

**PIVOTING MIRROR KIT FOR HANDGUARDS**Radien<sup>2</sup> / Radien / Radien-X  
REX / REX<sup>2</sup>

860200893



- Perfectly integrated design and style.
- Mirrors fold away when not in use for easy storage or when covering vehicle.
- Sold in pairs
- Does not fit with Medium to Ultra High Windshields with side deflectors (fixed or adjustable)

**MIRROR KIT**

619400009



- Sold individually.

**MIRROR KIT**Radien<sup>2</sup> / Radien / Radien-X

860202679



- For extra high windshield.

**XL HANDGUARD KIT**Radien<sup>2</sup>, Radien, Radien-X

860202783



- Provides additional wind protection for the rider's hands while allowing good vision on the trail.
- The complete kit features clear, larger deflectors, black/grey colored interchangeable caps, and holding arm.
- Stylish design.
- Compatible with Pivoting Mirror Kit For Handguards (860200893).
- Sold in pairs.
- Does not fit with Medium to Ultra High Windshields with side deflectors (fixed or adjustable).

**FLEXIBLE MOUNTAIN HANDGUARDS**Radien<sup>2</sup> / Radien / Radien-X  
REX / REX<sup>2</sup>

860201591 • Black



- Designed to withstand roll-overs and tough boondocking conditions.
- Feature smaller size deflector made of flexible material.
- Mounts feature a flexible base.
- Fits with Pivoting Mirror Kit for Handguards (860200893).

**HANDLEBAR AIR DEFLECTORS**Radien<sup>2</sup> / Radien / Radien-X  
REX / REX<sup>2</sup>

860201383



- Design delivers better protection and great style.
- Comes with Black/Grey colored caps.
- Appropriate for trail riding.
- Sold in pairs.
- Does not fit with medium to ultra high windshields.
- Dark Smoke deflectors are available as spare parts (left 517308076) and (right 517308077)

**AIR DEFLECTOR EXTENSION KIT**Radien<sup>2</sup> / Radien / REX / REX<sup>2</sup>

860200781



- Vehicles with Transparent Handguards 860201383
- Semi-rigid, won't collapse at high speed.
- Delivers additional hand protection from the elements.
- Can be installed and removed in seconds.

**HANDLEBAR PAD**

Radien<sup>2</sup> / Radien

860201680



- For vehicles without grab handle

**HANDLEBAR MUFFS**

Radien<sup>2</sup> / Radien / Radien-X

860202812



- Ultra warm muffs with faux-fur liner for extreme cold conditions.
- Thermoformed construction allows muffs to keep their shape and provides more space for hand movement.
- Robust attachment system with magnetic opening and closure.
- Easy to install and remove with gloves on.
- Large transparent section allows visibility of

- control switches.
- Note: Never use handlebar muffs with finger throttle lever.
- Does not fit vehicles with large handlebar pad and/or mirrors.
- Does not fit vehicles with medium to ultra high windshields
- Does not fit vehicles with 4 stroke engines, except 900 ACE Turbo R

**HANDLEBAR MUFFS**

Radien / REX / REX<sup>2</sup> / XU

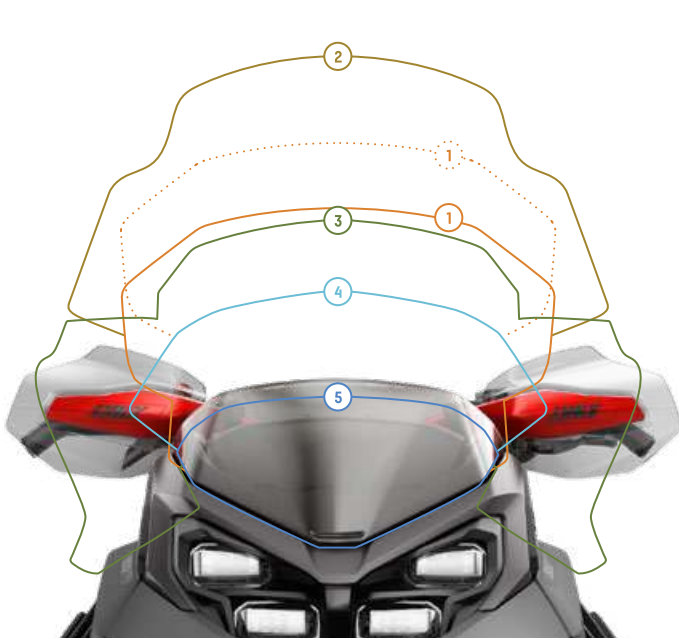
619590211



- Ultra warm handlebar muffs with fleece liner.
- Designed for extreme cold conditions.
- Easy to remove in warmer weather.
- Can be used on handlebars with or without handguards.
- Inner skeleton allows muffs to keep their

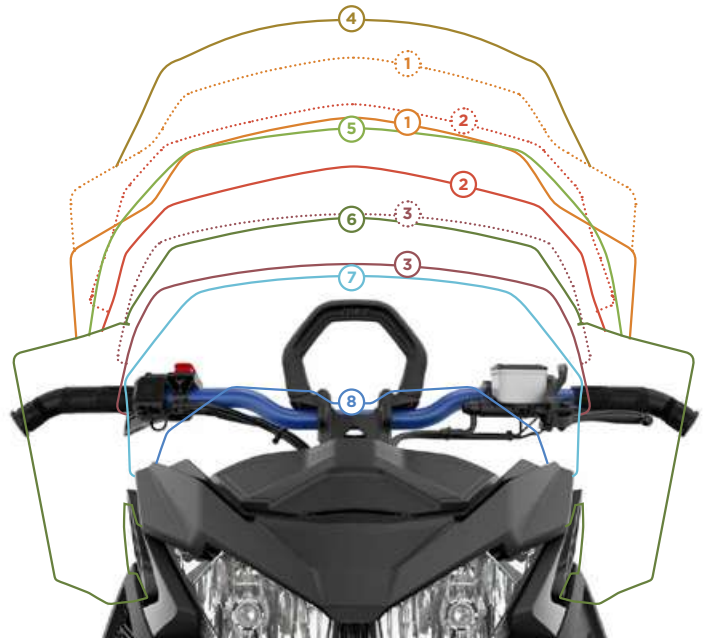
- shape and gives more space for hand movement.
- Transparent section allows visibility and easy manipulation of control switches.
- Does not fit vehicles with large handlebar pad and/or mirrors.

# EASILY CHOOSE YOUR IDEAL WINDSHIELD



ADJUSTABLE WINDSHIELDS	Lowest Position	Highest Position
① HIGH TO ULTRA HIGH	17" (44 cm)	21" (54 cm)

WINDSHIELDS	Height
② ULTRA HIGH	25" (64 cm)
③ MEDIUM	17" (44 cm)
④ LOW	16" (40 cm)
⑤ ULTRA LOW	8" (22 cm)



ADJUSTABLE WINDSHIELDS	Lowest Position	Highest Position
① HIGH TO EXTRA HIGH	58.5 cm	63.5 cm
② MEDIUM TO HIGH	48.5 cm	58.5 cm
③ LOW TO MEDIUM	37 cm	43 cm

WINDSHIELDS	Height
④ ULTRA HIGH	27.5" (70 cm)
⑤ HIGH	23" (58.5 cm)
⑥ MEDIUM	17" (43 cm)
⑦ LOW	14" (36 cm)
⑧ ULTRA LOW	8" (20 cm)



## BUMPERS

NEW

### HEAVY-DUTY FRONT BUMPER

Radien<sup>2</sup> (except Deep Snow)

860202817



- Designed with utility in mind
- Tailored for Radien<sup>2</sup> platform
- Pre-marked attachment points
- Heavy protection without compromising on lightweight construction
- Durable steel construction

### EXPLORER<sup>2</sup> FRONT BUMPER

Radien<sup>2</sup>

860202714



- Redesigned to match the Radien<sup>2</sup> look and to give unique visual impact with high-end, black/platinum silver powder-coat.
- Large protective surface gives extra protection for your snowmobile.

- Easy bolt-on installation.
- Works with all skid plates.
- Standard on Xterrain RE, Brutal RE & 49 Ranger PRO (MY25 Models)

### EXPLORER<sup>2</sup> REAR BUMPER

Radien<sup>2</sup> (except MY25 Deep Snow models)

860202717 • 3500  
 860202718 • 3700  
 860202710 • 3700 • Short tunnel  
 860202711 • 3900 • Short tunnel  
 860202712 • 4100 • Short tunnel



- Redesigned to match the Radien<sup>2</sup> look and to give unique visual impact high-end, black/platinum silver powder-coat.
- Increases the rigidity, protects and strengthens the rear part of the tunnel.
- Easier to install with its premarked chassis.
- Raised handle for better grips when riding in deep snow.
- Places for binding straps.

### EXPLORER<sup>2</sup> FRONT BUMPER - SAFARI EXTENSION

Radien<sup>2</sup>, Radien

860202915



- Prevents damages and keeps the snowmobile from climbing on top of another in the event of an impact from behind.
- Provides extra protection and increases the safety of riders and passengers.
- Designed specially for rental use.

### EXPLORER FRONT BUMPER

Radien / Radien-X 400 mm

860201912 • Black  
 860201949 • White  
 860201957 • Viper Red  
 860201958 • Race Orange  
 860201959 • Sunburst yellow  
 860201960 • Manta Green



- Provides additional protection.
- Gives the vehicle an attacking expression.

### ADVENTURE FRONT BUMPER

Radien

860202135 • Sunburst Yellow/Black  
 860201787 • Race Orange/Black  
 860201788 • Viper Red/Black  
 860201681 • Black/Black  
 860201474 • White/Black



- Made of stacked lightweight aluminum plates.
- Makes a visual impact and provides added protection.

**XC FRONT BUMPER**

Radien / Radien-X 400 mm

860201615 • Black



- Add extra protection and attitude with this bumper.
- Perfect integration with or without a skid plate.
- Lightweight cast aluminum heat-treated construction.

**FRONT BUMPER**

Radien / Radien-X 400 mm

860201858 • Viper Red  
 860201859 • Race Orange  
 860201444 • Black  
 860201445 • White



- Easy-install bumper changes the appearance of your sled in minutes.

**HEAVY DUTY FRONT BUMPER**

Radien-X 500 mm  
 Radien-X 600 mm

860201819



- Reinforced lightweight aluminum construction.
- Required for the installation of Front Bumper (860202120).
- Standard on Radien-X Commander & RE & LTD, 59 & 69 Ranger PRO, 59 & 69 Ranger Alpine models.

**WRAP AROUND FRONT BUMPER**

Radien-X

860202120 • Black 500 mm & 600 mm  
 860202263 • Orange 500 mm & 600 mm  
 860202254 • 400 mm & 500 mm (only Brutal)



- The ultimate front protection for your sled, and attitude with this front bumper.
- 860202120 needs the HD front bumper 860201819 if not as a standard.

**FRONT BUMPER CROSS SUPPORT**

Radien-X

860202479



- Adds additional side impact protection.
- Provides place to attach additional lights.
- Use with Front Bumpers 860202120 and 860202254

**WRAP AROUND SIDE BUMPER**

Radien-X

860202189 • Black  
 860202228 • Orange 600 mm  
 860202190 • Black  
 860202495 • Orange 500 mm  
 860202255 • Black 400 mm



- Protects side panels while still allowing access to them.
- Radien-X 500mm & 600mm models need front bumper 860202120 (Brutal uses 500 mm side bumper and needs front bumper 860202254, but HD bumper is not required).
- Radien-X 400 mm models need also front bumper 860202254.


**EXPLORER REAR BUMPER**

Radien / Radien-X 400 mm

860201950 • 3700 • White  
 860201952 • 3700 • Black  
 860201954 • 3700 • Viper Red  
 860202007 • 3700 • Manta Green  
 860202099 • 3700 • Sunburst Yellow

860201951 • 3900 • White  
 860201953 • 3900 • Black  
 860201955 • 3900 • Viper Red  
 860202008 • 3900 • Manta Green  
 860202100 • 3900 • Sunburst Yellow

- Protects the rear part of the tunnel.
- Multiple attachment points to attach cargo to the tunnel.

**ADVENTURE REAR BUMPER**

Radien

860201683 • Black.  
 860201684 • Orange / Black.  
 For Xtrim RE and Rave RE models (2020 ->)

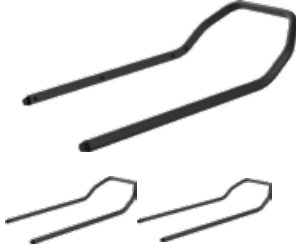
860201685 • Black.  
 For Rave RE (until 2019) and Rave Enduro.

- Matches the Adventure front bumper.
- Stunning style and construction.
- Made of lightweight stacked aluminum plates..

**REAR BUMPER FOR SHORT TUNNEL**Radien<sup>2</sup> Deep Snow


860202630 • 3700  
 860202631 • 3900  
 860202632 • 4100

- Easy-install bumper changes the appearance of your sled in minutes.
- Also reinforces the tunnel.

**HITCH BUMPER FOR SHORT TUNNEL**Radien<sup>2</sup> Deep Snow

860202647 • 3700  
 860202646 • 3900  
 860202648 • 4100

- Required for hitch use (hitch 860201381) and towing for short tunnel.
- Easy mounting with no cutting.
- Also reinforces the tunnel.

**HITCH BUMPER**Radien<sup>2</sup>, Radien

860201250 • Radien<sup>2</sup> 3700 Xterrain,  
 BoonDocker RE 3700 (until 2021)

860201424 • For BoonDocker RE 3900 and  
 Xterrain RE 3900 (until 2021)

860201433 • For Rave RE (until 2019)

860201471 • For Xtrim RE  
 and Rave RE (2020->)

- Heavy-duty aluminum bumper for hitch applications.
- Easy attachment with no cutting or drilling.



## TOWING

### C-TYPE HITCH

Radien<sup>2</sup> Deep Snow

860201381

- Heavy-duty C-type hitch works in conjunction with hitch rear bumper.



860202116 • models with a hitch bumper

860202117 • models with a Explorer rear bumper (not illustrated)

### TOW HITCH J-HOOK

Radien<sup>2</sup> / Radien / Radien-X  
REX / REX<sup>2</sup> /

860202258 • Radien-X models without rear bumper (not illustrated)

- Easy-to-use, sturdy hook for towing applications.
- Does not fit for 2018-2021 BoonDocker DS models, any 2022 BoonDocker models or 2023-24 Shredder models.



### MULTIMOUNT WINCH KIT

Radien-X 500 mm  
Radien-X 600 mm

860202097

- Ergonomic clutch handle.
- Rugged all-steel gears and bushings, provides more torque and longer life.
- Can be mounted on the side of the tunnel while riding.
- Can be mounted in front or rear while using. Includes cable to allow front mounting on HD front bumper (860202120 or 860202254) and rear mounting to vehicle's hitch.
- Automatic 100% load-holding brake.
- Sealed solenoid for all weather protection.
- Coded 10 ft. (3m) weather sealed hand-held remote.
- Pulling strength capability of 2,000 lb (907 kg).
- Synthetic rope.
- Onepiece rope guide.
- EC Compliant.



## SKID PLATES, PROTECTORS & REINFORCEMENT

**NEW****FULLBODY SKIDPLATE, BLACK**Radien<sup>2</sup> (4-stroke models)

860202912




- Full coverage skid plate ensures comprehensive coverage, including chaincase and brake disk protection
- Maximum, extra-wide protection for demanding conditions
- Injection molded assures a perfect fit and easy installation.
- Attachment kit included for easy assembly without the need for disassembly.

**NEW****RAIL REINFORCEMENTS**

Radien-X 500 mm &amp; 600 mm EasyRide+

860202795



- Increases front protection.
- The ultimate front protection for your sled, and attitude with this front bumper

**SKID PLATE**Radien<sup>2</sup> (except Deep Snow)

860202811 • Race Orange **NEW**  
 860202808 • Black  
 860202809 • White  
 860202810 • Viper Red



- Provides a perfect fit with a clean look.
- Smooth surfaces reduce drag.
- 4 mm thick high impact resistance polypropylene plastic for durability.
- Reduced installation time - no need for vehicle disassembly, chassis premarked.
- Compatible with Brake and Chain Case Protectors 860202765 and 860202780

**SKID PLATE**Radien<sup>2</sup> Deep Snow

860202586 • Viper Red  
 860202417 • Black  
 860202423 • Manta Green  
 860202418 • Neo Yellow  
 860202603 • Catalyst Grey



- Narrower than a Full Body, but wider than an Extreme skid plate in size - good blend of protection and agility.
- Smooth surfaces also reduce drag.
- Improved easy assembly without disassembly.
- Chassis is premarked for easy installation.
- 4 mm thick high impact resistance polypropylene for durability.
- Attachment kit included.

**FULLBODY SKIDPLATE**

Radien

860202797 • Black  
 860202798 • White  
 860202799 • Viper Red

860202023 • Cyan  
 860202024 • Race Orange



- Injection molded plate with smooth bottom surface to reduce drag.
- 4mm thick high impact resistance polypropylene for durability.
- Wide shape for full protection and maximum flotation.
- Improved easy assembly without disassembly.
- Attachment kit included.

<b>HEAVY-DUTY SKID PLATE</b>	Radien-X 400 mm	860202064 • Can-Am Red 860202065 • Race Orange 860202343 • Black 860201867 • White
------------------------------	-----------------	---



- Full coverage skid plate.
- Maximum extra wide protection for tough conditions.
- Injection molded assures a perfect fit and easy installation.
- Attachment kit included.

<b>HEAVY DUTY SKID PLATE</b>	Radien-X 500 mm	860202314 • Black 860202313 • Red
------------------------------	-----------------	--------------------------------------



- Injection molded plate with smooth bottom surface to reduce drag.
- Wide shape for full protection and maximum flotation.
- Attachment kit included.

<b>HEAVY DUTY SKID PLATE</b>	Radien-X 600 mm	860202176
------------------------------	-----------------	-----------



- Injection molded plate with smooth bottom surface to reduce drag.
- Wide shape for full protection and maximum flotation.
- Attachment kit included.

<b>REAR SKIDPLATE</b>	Radien	860202067 • For long chaincase 860202303 • For short chaincase
-----------------------	--------	---



- Extra underbelly protection.
- Protects components such as brakes and chaincase from impacts.
- Available for models with fullbody skid plate.

<b>HEAVY-DUTY AIR INTAKE FILTER KIT</b>	Radien <sup>2</sup> Deep Snow	860202459 860202748 • replacement filters
---	-------------------------------	--



- Filters prevent water intrusion and snow buildup.
- Designed in 2 parts, one fixed and the other removable.
- The fixed part has a filter to prevent debris from entering the air inlet if the removable part gets damaged.
- Quickly replace the upper filter in the event of damage without tools.
- Replacement for stock filters.
- Not compatible on Radien models.

<b>BRAKE AND CHAINCASE PROTECTORS</b>	Radien <sup>2</sup> , Radien and Radien-X	860202765 • with long chaincase 860202780 • with short chaincase 860202573 • with long chaincase for DeepSnow models
---------------------------------------	---	--

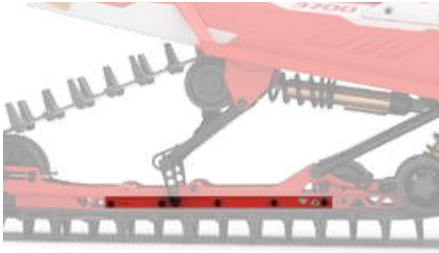


- Provide extra underbelly protection for impacts and riding in extreme conditions.
- 2 mm steel, powder coated black.
- Easy to mount to the frame with screws, chassis premarked for easy installation.
- Compatible with the skid plate.
- Set includes protectors for left and right.

**RAIL REINFORCEMENT**

Radien<sup>2</sup> Deep Snow

860202611



- Increases rail strength and longevity.
- Reinforcements are installed inside the rails.
- Standard on Shredder RE models

**RAIL REINFORCEMENT**

Radien<sup>2</sup> (except deep snow)  
Radien

860201870 • PPS<sup>2</sup> rear suspension  
860202462 • PPS<sup>3</sup> rear suspension




- Fits all Radien and Radien<sup>2</sup> models with PPS<sup>2</sup> or PPS<sup>3</sup> rear suspension.

**BRAKE RESERVOIR PROTECTOR**

Radien<sup>2</sup> / Radien  
(only models with standard controls on handlebar)

860202171



- Increases impact protection for the brake reservoir.
- Window to see fluid level.
- Cast aluminum construction.
- Stock on 2022 BoonDocker RE & DS models and 2023-2024 Shredder RE & DS models.
- Does not fit to any of 2025 models, those already have aluminium reservoir as standard.

**SNOWFLAP EXTENSION**

Radien<sup>2</sup> Deep Snow

860202567



- Removable snowflap extension that helps engine cooling in hardpack, low & icy snow conditions when installed.
- Stows on the tunnel when not in use.
- Installs on the stock lightweight snowflap of Shredder models with short tunnel.
- Compatible with stock and hitch bumpers.
- Light or heavy-duty Rear bumper required.

**LING REMOVABLE SNOWFLAP**

Radien

860201515



- Innovative way to remove snowflap.
- Can be installed with stock flap.
- Stows on the tunnel when not in use.
- Does not fit on Boondocker RE & DS and Xtterrain RE (2022 and up).

## ERGONOMICS

### ADJUSTABLE BRAKE LEVER

Radien<sup>2</sup>, Radien & Radien-X Xterrain

860202222



- Toolless design adjusts easily .
- Shape and size is optimized for 1 or 2 fingers.
- Total adjustment range of 20 mm/0.8 inches.
- Up to 15.5 mm/0.6" closer or 4.5mm/0.18" farther away vs. standard lever.
- Stock on Radien<sup>2</sup> Shredder RE & DS and Rave RE & Enduro models.

### PERFORMANCE SMALL DIAMETER HANDLEBAR

Radien<sup>2</sup> / Radien / Radien-X

860202838



- Narrow design used for more agile precise maneuvers found in mountain applications or in trail applications ideal for smaller hand grip.
- Smaller diameter provides a lighter, easier grip.
- 20 mm (0.79 in) grip, 22 mm (0.87 in) clamped diameter at riser.
- Less hand fatigue.
- Grips included.

### FIXED TOE-HOLD

Radien<sup>2</sup> Rave & Xterrain /  
Radien (Deep Snow)

860202066



- Fixed toe-holds for control and leverage when boondocking.
- Fits for 3500 length tunnel and longer.

### ADJUSTABLE TOE-HOLDS

Radien<sup>2</sup> (Deep snow)

860201717



- Die-cast aluminum part.
- Allows user to adjust toe-hold position for different riding styles and control.
- Foldable to ease floorboard access.
- Adjustable 7.6 cm rearward and 3.8 cm upward.
- Forward/backward and top/down adjustments.

### SIDE SUPPORT FOOT KIT

Radien<sup>2</sup> / Radien

860201876



- Cast aluminum outer support for riders that use their feet to push in corners, or desire a more locked feel.



**ADJUSTABLE RISER**Radien<sup>2</sup> / Radien860201589 • 150-210 mm.  
Fits on Deep Snow

- For straight handlebar.

**EXTENSION KIT**Radien<sup>2</sup> / Radien

860201428 • 190 mm. Works with all stock wiring and cables. Fits on BoonDocke models

860201632 • 165 mm. Fits on Rave RE (longer cable 512061224 required, not included) and Xtrim RE models

860201427 • 120 mm. Works with all stock wiring and cables. Fits on Rave RE and Xtrim RE models



- For straight handlebar.

**FIXED RISER BLOCK**Radien<sup>2</sup> / Radien860201874 • 90 mm  
860202859 • 70 mm **NEW****HANDLEBAR GRIPS**Radien<sup>2</sup> / Radien / Radien-X

860201878 • Black



- Aggressive pattern for extra grip.
- 2 pieces.

**GRAB HANDLE LOW**Radien<sup>2</sup> / Radien / Radien-X

860202073



- Provides more freedom of movement in active riding.
- Not compatible with Handlebar Bag (860201565).

## LIGHTS

<p><b>NEW</b></p> <p><b>AUXILIARY LED WIDE LIGHTS</b></p> 	<p>Radien<sup>2</sup> (except Deep Snow)</p> <ul style="list-style-type: none"> <li>• Provide a wider and more consistent light pattern</li> <li>• Covers the dark zone directly in front of the vehicle and to the sides for more pleasant riding.</li> <li>• LED lights add 2,000 additional lumens in</li> </ul>	<p>860202715</p> <ul style="list-style-type: none"> <li>• an intense, super-wide foglight-type pattern.</li> <li>• Complete stock lighting with a next level integration and nice look.</li> <li>• Easy to install with a simple plug-and-play hook-up.</li> <li>• Always on, no switch.</li> </ul>
<p><b>NEW</b></p> <p><b>LED SIGNAL LIGHTS FOR WINDSHIELD</b></p> 	<p>Radien<sup>2</sup> (except Deep Snow)</p> <ul style="list-style-type: none"> <li>• LED Signal Light changes color.</li> <li>• Includes a switch to change modes.</li> <li>• Signals other riders on the trail.</li> <li>- Mode 1 white running light (default mode).</li> <li>- Mode 2 amber (left side only): Riders behind</li> <li>- Mode 3 green (left side only): Solo rider/end of group</li> <li>- Mode 4 both sides flash amber: Caution/hazardous situation</li> <li>• Installs on Windshield Side Deflector Kit for</li> </ul>	<p>860202703</p> <ul style="list-style-type: none"> <li>• medium and higher windshields.</li> <li>• For easier installation, use the Accessory Switch Console with premade hole (860202827).</li> <li>• Side Deflectors (860202437) and adapters (860202784) required for installation for medium and higher windshield if not already installed on your vehicle.</li> <li>• Sold in pairs.</li> </ul>
<p><b>LED SIGNAL LIGHTS</b></p> 	<p>Radien<sup>2</sup>, Radien</p> <ul style="list-style-type: none"> <li>• LED Signal light changes color mode.</li> <li>• Includes a switch to change modes.</li> <li>- Signals other riders on the trail.</li> <li>- Mode 1 white running light (default mode).</li> <li>- Mode 2 amber (left side only): Riders behind</li> <li>- Mode 3 green (left side only): Solo rider/end of group</li> <li>- Mode 4 both sides flash amber: Caution/hazardous situation</li> <li>• Compatible with flexible, transparent or XL handguards.</li> <li>• Retains stock color cap.</li> <li>• Sold in pairs.</li> <li>• Requires Retrofit Harness (860202740) for installation on Radien models.</li> </ul>	<p>860202619</p>
<p><b>LINQ WORKING LIGHT</b></p> 	<p>Radien<sup>2</sup> / Radien / Radien-X</p> <ul style="list-style-type: none"> <li>• Convenient LinQ mount with swivel allows you to adjust as needed.</li> <li>• Ultra bright 1000 Lumen output.</li> <li>• Works when at idle.</li> <li>• Requires 12V outlet (860201888) in 600 mm and 500mm models and 12V outlet (860202069) in 400mm models.</li> </ul>	<p>860202380</p>
<p><b>HIGH BEAM AUXILIARY LED LIGHT</b></p> 	<p>Radien / Radien-X</p> <ul style="list-style-type: none"> <li>• Doubles the stock highbeam output.</li> <li>• Light covers more distance for great night visibility</li> </ul>	<p>860201956</p>
<p><b>AUXILIARY LED LIGHT</b></p> 	<p>Radien Radien<sup>2</sup></p> <ul style="list-style-type: none"> <li>• Riser mounted adjustable auxiliary light for deep snow sleds.</li> <li>• Provides 1375 extra lumens of light.</li> <li>• Weighs 540 grams.</li> <li>• Flips up when needed and folds down out of the way when not in use to avoid damage.</li> <li>• Integrated switch automatically shuts light off when folded down.</li> </ul>	<p>860202429</p> <ul style="list-style-type: none"> <li>• Operates with the high beam switch.</li> <li>• Compatible on Radien<sup>2</sup> Shredder models, Compatible with ultra-low windshield on Radien only.</li> <li>• Compatible with Tall and Short Riser, but not compatible with Glovebox Extension.</li> <li>• Harness 515178153 required on Radien platform BoonDocker models.</li> </ul>

## ELECTRICAL

NEW

## EMBEDDED MAPS

Radien<sup>2</sup> (vehicles with 10.25" Color Touchscreen Display)

860202727



- Retrofit for 2023 and 2024 vehicles with a 10.25" Color Touchscreen Display.
- Adds GPS tracking.
- Adds embedded maps.
- Allows GPS mapping and tracking without a cell phone.
- Included on all 2025 models with 10.25 in. Color Touchscreen Display.

## XPS CARE GLASS SCREEN PROTECTOR FOR 10,25" COLOR TOUCHSCREEN DISPLAY

Radien<sup>2</sup>

860202680



- Made from the Highest Quality Tempered-Glass with 100% Bubble-Free Adhesives for easy installation and no residue when removed.
- 0.3mm 9H Hardness Anti-Scratch, Anti-Fingerprint, Bubble Free
- 99.99% HD Clarity and Maintains the Original Touch Experience
- Hydrophobic and Oleo-phobic coatings protect against sweat and oil residue from fingerprint.
- Anti Glare
- Works with Gloves

## HEATED VISOR KIT WITH PLASTIC CAP

Radien<sup>2</sup>, Radien, Radien-X

860202338



- Easy install plug-in for visor kit or heated accessories.
- Wiring harness included.
- Standard RCA plug.

## RETROFIT HARNESS

Radien, Radien-X

860202740



- Adapter to power Radien<sup>2</sup> accessories on Radien vehicles
- Converts the 2-pin connector to 3-pin.
- Auxiliary LED Light (860202429) on Radien requires Harness (515178153).

## HARNESS EXTENSION FOR CELLPHONE HOLDER AND USB PLUG

Radien, Radien-X

515178153

- Required for Cellphone holder 860202372 and USB intelligent Power Outlet Kit 860202433 when installed on Radien and Radien-X models.

## E-LINQ

Radien<sup>2</sup>

860202354



- Combines both DESS cord and heated visor/accessory cord into one.
- Converts standard DESS cord into a powered cord.
- Easy and quick magnetic connection that self locates.
- Reduces chances of a broken connector.
- Increases freedom of movement with less

- cords.
- Works with any electric helmet and 12V heated visor.
- Maintains power connection 100% of the time.
- Improved desing for easy installation.
- No more drilling required.

## E-LINQ

Radien / Radien-X

860202131



- Combines both DESS cord and heated shield cord into one.
- Same type of magnetic connector as used on OXYGEN helmet.
- Easily converts standard DESS cord into a powered cord.
- Increases freedom of movement.
- Easy and quick connection that self locates.
- Works with any 12V heated shield.

**LEARNING KEY**

Radien-X

860201872



- For vehicles with Radien-X platform and Rotax 4-stroke engines.

**RF DESS SPARE KEY**Radien<sup>2</sup> / Radien / Radien-X / REX<sup>2</sup>

515177742



- (from 2015)

**AMBIENT AIR & ENGINE TEMPERATURE MODULE**

Radien

860201362

**HEATED VISOR KIT**Radien<sup>2</sup> / Radien / Radien-X

860201283



- Wiring harness included.

**BLOCK HEATER**Radien<sup>2</sup> / Radien-X

860201980



- Improves starting in extreme cold temperatures.
- Fits only models with 600 ACE (2020->) 900 ACE and 900 ACE Turbo engines.
- Installation tool required (520002260, sold separately).








**3W HEATER**Radien<sup>2</sup> / Radien / Radien-X

515176786

**CTEK BRP 5.0 CHARGER**Radien<sup>2</sup> / Radien / Radien-X  
/ REX / REX<sup>2</sup> / XU

860200997



<b>12-VOLT PLUG FOR LINQ MULTIMOUNT PLATE</b>	Radien-X 500 mm Radien-X 600 mm	860201888
	<ul style="list-style-type: none"> <li>• Standard 12V outlet for the rear of the vehicle.</li> <li>• Especially for the LinQ Working Light (860201849).</li> </ul>	
<b>RCA ADAPTOR PLUG KIT</b>	Radien <sup>2</sup> / Radien / Radien-X / REX <sup>2</sup> / XU	515176794
	<ul style="list-style-type: none"> <li>• Y plug power splitter lets you connect 2 heating components or 1 heater and 1 electrical visor.</li> </ul>	
<b>USB INTELLIGENT POWER OUTLET KIT</b>	Radien Radien <sup>2</sup>	860202433
	<ul style="list-style-type: none"> <li>• Power all your electronics with this easy to mount USB plug.</li> <li>• Provides 1 USB A (QC*3.0) and 1 USB C (PD**) plugs.</li> <li>• Power rate : 36 watts.</li> <li>• Intelligent USB charger for a quick charge</li> </ul> <p>when battery is low.</p> <ul style="list-style-type: none"> <li>• Installs inside storage compartment.</li> <li>• Wiring harness included.</li> </ul> <p>*QC : quick charge **PD : power delivery</p>	
<b>USB POWER OUTLET KIT</b>	Radien <sup>2</sup> / Radien / Radien-X	860201261
	<ul style="list-style-type: none"> <li>• Includes wiring harness.</li> </ul>	
<b>POWER OUTLET</b>	Radien <sup>2</sup> / Radien / Radien-X	860201423
	<ul style="list-style-type: none"> <li>• Wiring harness included.</li> </ul>	
<b>ELECTRIC STARTER KIT</b>	Radien <sup>2</sup> / Radien (vehicles with 600R and 850 E-TEC engines, without SHOT)	860201282
	<ul style="list-style-type: none"> <li>• Start your sled with the simple push of a button.</li> <li>• Battery cover with support (860201720) also required.</li> </ul>	
<b>REWIND STARTER KIT</b>	Radien (Vehicles with 600 EFI, 600R and 850 E-TEC engines)	860201410
	<ul style="list-style-type: none"> <li>• A complete set.</li> <li>• Note: the handle of the manual starter remains under the panel; for ease of use, the side panel must be replaced.</li> </ul>	
<b>12V OUTLET FOR SLEIGH</b>	Radien <sup>2</sup> / Radien / Radien-X / REX / REX <sup>2</sup> / XU	860202468
<ul style="list-style-type: none"> <li>• 12v outlet for sleigh rear- and brake lights</li> </ul>		

## RAVE 120 &amp; 200 ACCESSORIES

**LOW WINDSHIELD**

Rave 120 &amp; 200

860202570



- Low height - 36 cm high.
- Offers protection with integrated style.
- Thermoformed molded for clarity.

**PIVOTING MIRROR KIT FOR HANDGUARDS**

Rave 200

860200893



- Perfectly integrated design and style.
- Mirrors fold away when not in use for easy storage or when covering vehicle.
- Sold in pairs.

**CARBIDES**

Rave 120 &amp; 200

860202555



- 7/16" flat top runner with 4" of 60 degree turning carbide (Woodys).
- Sold in pairs.

**HEAVY-DUTY SPRING KIT**

Rave 120 &amp; 200

860202629



- Higher capacity springs for larger riders.
- Maintain handling and comfort as riders grow.

**REAR WHEEL KIT**

Rave 120 &amp; 200

860202628 • Rave 120  
860202610 • Rave 200

- Additional wheels for the rear suspension for low snow conditions.
- Includes wheels and mounts.

**FLEXIBLE HANDGUARDS**

Rave 120 &amp; 200

860201591



- Designed to withstand roll overs and tough boondocking conditions.
- Feature smaller size deflector made of flexible material.
- Mounts feature a flexible base.
- Fits with pivoting Mirror Kit for Handguards (860200893).

**COVER**

Rave 120 &amp; 200

860202585



- Cover fits Youth model sleds.
- Quick release buckles for easy, gloved-hand operation.
- RAP clip intuitively connects to the tunnel for easy installation.
- Added protection while transporting sleds.

## 59 RANGER &amp; 69 RANGER ALPINE ACCESSORIES

**HILL BRAKE**

59 &amp; 69 Ranger Alpine

860202078 • 69 Ranger Alpine  
860202364 • 59 Ranger Alpine

- Advanced hill brake application for safe stopping on steep hills.
- Specifically designed for 69 Ranger Alpine model.

**BEACON BAR**

59 &amp; 69 Ranger Alpine

860202395



- Sturdy bar for lights (lights not included).

**WORKING LIGHT KIT**

59 &amp; 69 Ranger Alpine

860202084



- Working light and warning lights for beacon bar (beacon bar not included).

**WARNING LIGHTS**

59 &amp; 69 Ranger Alpine

860202496



- Includes 2 LED lights to be installed at front and 2 at rear of the snowmobile.
- Control of the lights needs Working Light kit 860202084.

**WARNING SIGNAL FOR ALPINE**

59 &amp; 69 Ranger Alpine

860202312



- Push the button warning signal.

**A-ARM WIDENING KIT**

59 &amp; 69 Ranger Alpine

860202194



- Provides more stability when turning on steep slopes.
- Adds 200 mm of width to the front suspension.

**1+2 SEAT**

59 &amp; 69 Ranger Alpine

860202502




- 2 up seat specifically designed for 59 & 69 Ranger Alpine model, allowing you to ride 3-up.

**CARGO BOX**

69 Ranger Alpine

860202080 • 69 Ranger Alpine



- Large cargo box, 180 L for mounting on the rear rack.
- This box is not fitting to 59 Ranger Alpine, for that please use Rear deck 860202415 to add possibility to use big LinQ Cargo boxes 860202416 and 860202085.

**SKI & SNOWBOARD RACK**

69 Ranger Alpine

860202082



- Rack for two pairs of skis and a snowboard.

**SUSPENSION****NEW****SUSPENSION PACKAGE FRONT**Radien-X 500 mm (except Alpine)  
Radien-X 600 mm (except Alpine)

860202879



- For 996 mm ski stance.
- Include two pieces of KYB PRO 36 EA-3 R Kashima shocks with 3-step compression and rebound adjustment
- Full kit which includes shocks, springs and installation hardware
- Standard on Commander RE & Brutal RE

**NEW****SUSPENSION PACKAGE REAR**Radien-X 500 mm (except Alpine)  
Radien-X 600 mm (except Alpine)

860202913



- For Easyride+ rear suspension
- KYB PRO 46 EA-3 R Kashima Rear Shock
- KYB 46 PLUS Kashima Center Shock
- Full kit which includes shocks, springs and installation hardware
- Standard on Commander RE & Brutal RE

**NEW****SUSPENSION PACKAGE FRONT**Radien<sup>2</sup> 921 mm & 863 mm ski stance

860202877



- For 921 mm & 864 mm ski stance.
- Includes two Shocks; KYB PRO 36 EA-3 R Kashima with 3-step compression and rebound adjustment
- Full kit which includes shocks, springs and installation hardware



NEW

**SUSPENSION PACKAGE REAR**Radien<sup>2</sup> PPS<sup>2</sup> DS Rear suspension

860202914



- For PPS<sup>2</sup> DS rear suspension
- KYB PRO 46 EA-3 R Kashima Rear Shock
- KYB 46 PLUS Kashima Center Shock
- Full kit which includes shocks, springs and installation hardware
- Standard on Shredder RE

**FRONT SUSPENSION LFS KIT**

Radien

860201588



- Adjustable width 975 mm - 1,019 mm.
- Includes KYB 36R shocks and springs.

**KYB 36 R FRONT SHOCK KIT**

Radien-X

860202370



- For 996 mm ski stance.
- Aluminium shocks with rebound adjustment.

**FRONT SHOCKS - FOX LIGHTWEIGHT FLOAT 3 EVOL QS**Radien BoonDocker DS  
Radien<sup>2</sup> Shredder RE & DS (DS only MY23)

860202277



- Two separate air chambers replace coil springs and offer multiple tuning options.
- The QS3 adjustments offer 3 positions for easy and quick compression and rebound adjustments.
- **FEATURES:** -Optimized lightweight shock

design. -One piece, aluminum mounting hardware. -High-flow velocity-sensitive damping. -Internal groove position sensitive technology. -Fully rebuildable and re-tuneable. -Ski stance: 921 mm

**FRONT SHOCKS - FOX<sup>†</sup> LIGHTWEIGHT 1.5 ZERO QS3-R**Radien BoonDocker DS  
Radien<sup>2</sup> Shredder RE & DS

860202275



- The newest version of FOX's renowned lightweight shocks and springs to fit deep snow sleds.
- They feature QS3 three position adjustment for quick, easy compression and rebound adjustments and fit S-36 front suspensions.
- **FEATURES:**  
-Optimized lightweight spring & shock

design.  
-FOX ice scraper technology (FIST).  
-One piece, aluminum mounting hardware.  
-High-flow velocity-sensitive damping.  
-Internal groove position sensitive technology.  
-Fully rebuildable and re-tuneable.  
-Ski stance: 863 mm & 921 mm

<b>CURVED A-ARMS</b>	Radien <sup>2</sup> / Radien / Radein-X	860201679 • 921 mm 860202345 • 996 mm
----------------------	---	--



- Redesigned to be more effective.
- Provides more clearance for less drag in deep snow.
- Reduces damage from objects hidden below the snow.
- Quick-disconnect sway bar kit included.

<b>EASYRIDE REAR END LOCKING PIN</b>	Radien-X 400 mm Radien-X 500 mm	860202068 • Radien-X 400 mm 860201948 • Radien-X 500 mm
--------------------------------------	------------------------------------	--



- The simple mechanism makes it easy to lock and unlock the Easyride rear end movement for different application needs.

## COVERS

<b>NEW</b> <b>RIDE ON COVER (ROC)</b>	Radien <sup>2</sup> (except Deep Snow)	860201535 • Fits with one up seat. Low to medium windshield 860201534 • Fits with two up seats and medium to ultra high windshield
--	--	---



- Ride On Cover (ROC) System fits trail sleds.
- Quick release buckles for easy, gloves on operation.
- Updated Rear clip for easier installation and removal.
- Easy handlebar access for moving sled while covered.
- Ride on or off a trailer or sled deck while covered.
- Added protection while transporting sleds.

<b>ROC SLED COVER</b>	Radien <sup>2</sup> Deep Snow	860202612 • No windshield to low.
-----------------------	-------------------------------	-----------------------------------



- Ride On Cover (ROC) System fits Radien<sup>2</sup> deep snow sleds.
- Quick release buckles for easy, gloves on operation.
- Updated Rear clip for easier installation and removal.
- Easy handlebar access for moving sled while covered.
- Ride on or off a trailer or sled deck while covered.
- Added protection while transporting sleds.

<b>SLED COVER</b>	Radien-X 400 mm Radien 49 Ranger PRO	860201868 • With medium and higher windshield. Fits with one up seat. 860201869 • With medium and higher windshield. Fits with one and two up seats.
-------------------	---	---



- Provide protection for your snowmobile.
- Easy to install and stays on even in hard wind.



## SKIS

## BLADE XC+ SKIS



Radien<sup>2</sup> / Radien /  
Radien-X / REX<sup>2</sup>

860202460 • Black  
860202498 • Viper Red  
860202613 • White

The Blade XC+ ski is longer, narrower and lighter than its predecessor and it provides great stability. Thanks to its renewed structure, the ski maintains its qualities in variable snow conditions consistently.

## BLADE XC SKIS



Radien<sup>2</sup> / Radien / Radien-X  
/ REX / REX<sup>2</sup> / XU

860201655 • Black  
860201656 • Sunburst Yellow  
860201657 • Blue  
860201658 • Lime Green  
860201659 • Manta Green

860201660 • Red  
860201661 • White  
860201662 • Grey  
860201946 • Race Orange

It is the perfect combination of flotation in deep snow and sharp steering on hard packed snow. Sold in pairs.

## BLADE DS+ SKIS



Radien<sup>2</sup> / Radien /  
Radien-X / REX<sup>2</sup>

860202265 • Cyan  
860202011 • Black  
860202012 • White  
860202013 • Viper Red

860202015 • Sunburst Yellow  
860202016 • Manta Green  
860202017 • True Blue  
860202019 • Race Orange

The Blade DS+ ski improves the handling of the Lynx snowmobiles in deep snow. The long, redesigned ski makes the snowmobile more predictable to steer, even when turning in deep snow, and it improves handling when side hilling.

## BLADE SKI HANDLE



Radien<sup>2</sup> / Radien / Radien-X  
/ REX / REX<sup>2</sup> / XU

## BLADE XC, DS, DS+

505072976 • Black  
505073107 • Yellow  
505073108 • White  
505073388 • Lava Red  
505073513 • Orange  
505073651 • Race Orange  
505073665 • Sunburst Yellow  
505073109 • Viper Red

## BLADE XC+

505075347 • Viper red  
505075344 • Black  
505075345 • White

• High-density colored polyethylene loops.

## BLADE DS+ LINER KIT



Radien<sup>2</sup> / Radien /  
Radien-X / REX<sup>2</sup>

860202020 • Symmetric  
860202734 • Asymmetric

• Ski liners for the Blade DS+ ski.  
• Full wide symmetrical version for extreme deep snow applications.  
• Sold in pairs.

**NEW**  
 NAVIGATOR SKI PROTECTORS


Blade XC+ Skis

860202922

Protect skis from wear at the front.  
• Reduces darting as plate packs grooves, leaving runners a fresh path.  
• Compatible with any single runner made.  
• Compatible with Blade XC+  
• Sold in pairs

NEW

## CARBIDES

All

860202821



Standard on Blade skis.

## BLADE DS+ CARBIDE RUNNER

860201044



- Square - Pack of 2
- Protected under patent numbers US 7,413,198, US7,389,995 and CA2535565.

## CARBIDE RUNNER KIT

860202518

860200578 • more aggressive carbides



860200578

- 1/2" round preformed material swedged at each end to best fit ski contour.
- 4" of 60° turning carbide provides positive cornering control.
- Pack of 2.

860202518

- Round 4" of 90° carbide pack of 2

## UNIVERSAL

## LYNX SHOVEL WITH SAW

Radien<sup>2</sup> / Radien / Radien-X / REX<sup>2</sup> / XU

860201918



- Design with better cutting edge.
- Features integrated saw handle.
- Blade flips 90° to pull snow away.
- Can be dismantled for easy storage.

## LOCKABLE FUEL CAP

619590085



Lockable to protect your fuel.

## BRP TOOL KIT

Radien / Radien-X  
Radien<sup>2</sup>

860202029



- Casing fits perfectly in Deep Snow Seat Box with or without battery (860202028 and 860202668).
- Features high quality tools.
- Includes:
  - Stainless steel open end wrenches; 8-10mm, 10-13mm, 12-14mm, 15-17mm, 16-19mm.
  - 1/4 drive ratchet with 4" extension, hex 8 - 10 - 13 -16, torx 25 - 30 - 40, allen 4 - 6 - 8, philips #2.
  - Long nose vice grip.

**TUNNEL GRIP PLATES**

860200164

**PULLING STRAP**Radien / Radien-X  
Radien<sup>2</sup>

860202382



- Save your back and get unstuck the easy way.
- Lightweight, compact, affordable.
- Extremely robust material.
- Available in red only.
- 2 per pack.

**RACING BRAKE PADS**

REX

619690016

**FISKARS AXE NORDEN WITH LEATHER COVER**860202576 • includes  
leather protective case

Norden's N12 splitting ax is made in Finland. It combines durability, perfect blade and shank balance, advanced blade shape and an extremely sharp angle that together maximize product performance. The shaft of the ax is made of high quality hickory wood, which gives it a natural look and feel. Comes with a leather protective case. Fits perfectly in the ax holder of the large 135L Cargo Box 860202085.

**FISKARS GARDEN SAW L SW75**

860202578



The Xtract™ garden saw (L) SW75 is a very efficient saw specially designed for fresh wood. Fiskars Xtract™ saws have a retractable blade mechanism and a fixed belt loop, so the saw can be carried and stored safely. The hollow handle allows the blade to be stored inside the handle during transport. Can be attached to a large 135 L Cargo Box 860202085.

**FISKARS SPLITTING AXE X11**860202577 • includes  
leather protective case

The X11 splitting ax is a handy tool for splitting smaller timber with a diameter of 10-20 cm. Easy to use with just one hand. Also excellent for making campfire lighters. Fits perfectly in the ax holder of the large 135L Cargo Box 860202085.

## COOLING

NEW

### AIR RADIATOR KIT

Radien<sup>2</sup> (except Deep Snow)

860202796



- Provides additional cooling in extreme conditions.
- Designed for 600R and 850 E-TEC engines.
- Electric start is necessary during assembly for optimal functionality.

NEW

### ICE SCRATCHERS

Radien-X 600 mm

860202485



- Provide additional lubrication in hard and icy conditions.
- Rail mounted, small, light.
  - Design expands on coil concept to allow reversing without damage.
  - Easily stored when not in use.

### ICE SCRATCHERS

Radien<sup>2</sup> / Radien / Radien-X / REX<sup>2</sup>

860201728



- Provide additional lubrication in hard and icy conditions.
- Rail mounted, small, light.
  - Design expands on coil concept to allow reversing without damage.
  - Easily stored when not in use.
  - Stock on all Shredder models (2023 and up) and BoonDocker DS models (2022 and older).

### AIR RADIATOR KIT

Radien  
Radien-X 400 mm

860201860



- Provides additional cooling in extreme conditions.
- For 600R and 850 E-TEC engines (electric start is required when assembling).
- For 600 EFI engine (515179331 and 515178537 wiring harnesses required for installation).

### FRONT RADIATOR KIT

Radien-X

860202465



- Provides additional cooling in extreme conditions.
- For all vehicles with Turbo R engine.

### WHEEL KIT Ø147MM

Radien-X Commander

860202730



Wheel kit for Commander improves cooling for slides when driving in icy conditions

## TRAILERING &amp; COVERS

## SUPERGLIDE II PRO

860201216



- No more ripping up the plywood on your trailer.
- Allows skis to glide with ease.
- Traction knobs incorporated for better traction.
- Exclusive venting, protects the deck of your trailer from moisture damage.
- Total length of 6 m.

## SUPERGLIDE II WIDE

860201592



- Allows sled skis to glide with ease.
- Specifically designed traction knobs provide improved traction for your feet.
- Oval mounting channels and custom shoulder screws prevent warping by allowing for expansion and contraction that results from varying temperature.
- Exclusive venting: protect the deck of your trailer from moisture damage.
- Each box contains 8 pieces (343 mm x 749 mm).
- Comes with 72 specially coated screws with grommets.
- Total length of 6 m.

## SUPERGLIDE EDGE RAIL TRIM

860201217



To secure Superglides on ramps or decks leaving an encapsulated finished edge

## SUPER TRACTION GRID

860201593



- Super Traction Grids' strategic grid pattern provides incredible grip and accommodates all snowmobile tracks, even with paddles or studded.
- Each box contains 4 pieces (209 mm x 762 mm) and hardware.

## RATCHET TIE-DOWNS

715008309



- Pack of 2
- 181 kg safe working load
- 2,5cm x 3m strap with Sea-Doo, Ski-Doo & Can-Am logos
- Coated Hooks

## HEAVY DUTY RATCHET TIE-DOWNS

715008308  
715006227

- 454 kg safe working load.
- 38 mm x 1.8 m strap with Sea-Doo, Ski-Doo and Can-Am logos.
- Deluxe ratchet with rubber handle.
- Vinyl-coated hooks.
- Pack of 2.



**SUPERTRAC KIT**

860201413 • 12" (30 cm)  
 860201414 • 24" (61 cm)  
 860201415 • 48" (122 cm)



Includes: 1 piece Supertrac, 1 Supertrac deck hook, 2 end caps and all mounting hardware.

**T-STYLE DECK HOOK**

860200995

**SUPERTRAC DECK HOOK**

860201416



- For Supertrac.
- Adjustable and removable hook

**SCREW STYLE DECK HOOK**

860200994



- Most common.
- Comes standard with front Superclamps.
- Screws into the existing hole where you would screw the old style bar and crank into or make your own holes

**SUPERCLAMP II**

860200950



- Innovative trailer tie-down system.
- Silicone rubber pads to protect your skis.
- Front and middle handles allowing easy manoeuvrability.
- Pad lock compatible, becomes a theft deterrent.
- Tension adjustment knob - fits all snowmobiles.
- Comes with screw style deck hook

**SUPERCLAMP REAR WITH SUPERTRAC**

860201425



- Snowmobile tie-down system for rail.
- Silicone rubber pads to protect snowmobile suspension skid.
- Tension adjustment knob - fits all snowmobiles.
- 300 mm Supertrac kit included.
- Pad lock compatible, becomes a theft deterrent.

## PARTS & PERFORMANCE

### NGK<sup>†</sup> SPARK PLUGS



219703120 • BR9-ES  
 415128524 • 600 CARB & 800 P-TEK - BR9-ECS (Gap 0.8 mm)  
 415130430 • 600 H.O. E-TEC - PZFR6F  
 415129429 • 1200 4-TEC - CR8EKB  
 415129484 • 800R E-TEC - PFR7AB  
 415129670 • 600 ACE - MR7BI8  
 415129944 • 900 ACE - MR8BI8

415130154 • 850 E-TEC & 600R E-TEC - ILKR8Q  
 512059552 • 550F, 600RS - BR9ECS (Gap 0.5 mm)  
 512060029 • 600 CARB, 800R P-TEK - BR8ECS (Gap 0,8 mm)  
 415129406 • 593 HO including SDI

- You'll see a difference with genuine NGK spark plugs.
- Solid steel terminal reduces the chance of arcing in the plug cap, which may interfere the electric component.
- A necessity in today's ignition system

### PISTON KIT



415129406 • 593 HO including SDI  
 415129405 • 793 HO  
 415129854 • 800 E-TEC 2011 and prior  
 415129855 • 800 E-TEC 2012 and up  
 415129858 • 800R P-TEK and 800R E-TEC 2010

415129541 • 593  
 415129542 • 552  
 860202667 • 600R E-TEC  
 860202666 • 850 E-TEC

- Kit includes: piston, rings, piston pin, needle bearing and circlips.

### MAINTENANCE KIT FOR DRIVE PULLEY



REX, REX<sup>2</sup>, XU  
 415129624 • 2011 (550F)  
 2011 to 2018 (600 & 600 E-TEC sea-level)  
 REX<sup>2</sup>, XU  
 415129625 • 2012 (1200),  
 2012 to 2018 (600 E-TEC high altitude)

REX, REX<sup>2</sup>, XU  
 415129626 • 2011 to 2018 (800R P-TEK & 800R E-TEC)  
 415129627 • 2008 to 2010 (800R P-TEK & 800R E-TEC)  
 415129708 • 2011 and prior (1200), 2011 and prior (600 E-TEC high altitude)

- Includes: 1 Spring Cover Ass'y, 3 Rollers Ass'y, 1 Bushing (Siding Flange), 6 Slider Shoes, 6 O-Rings, 1 Circlip, 3 Cotter Pins & 3 Lever Axles

### MAINTENANCE CLUTCH KIT P-DRIVE

860202665

REX, REX<sup>2</sup>, XU  
 415129626 • 2011 to 2018 (800R P-TEK & 800R E-TEC)  
 415129627 • 2008 to 2010 (800R P-TEK & 800R E-TEC)  
 415129708 • 2011 and prior (1200), 2011 and prior (600 E-TEC high altitude)

## PDRIVE PULLEY SERVICE KITS

SKU	FITS ON ALL P DRIVE	KIT COMPONENT	QTY
<b>TORQUE ROLLERS MAINTENANCE KIT</b>			
861805558	2015-2017	Torque Roller	3
		Back Torque Roller	3
		Roller Axle	3
		Spring pin	3
		Torque Roller	3
		Back Torque Roller	3
861805559	2018 and up	Roller Axle	3
		Spring pin	6
		<b>TORQUE SLIDERS MAINTENANCE KIT</b>	
		Slider	3
861805560	2018 and up	Roller Axle	3
		Spring pin	6
		Outter Thrust Washer	3
		Inner Thrust Washer	3
		<b>RAMP ROLLERS MAINTENANCE KIT</b>	
861805561	2015 and up	Roller Assembly	3
		Thrust Washer	6
		Roller Axle	3
		Screw	3

Kits made with Premium OEM parts



## LONG LIVE ADVENTURE

**XPS Lubricants are expertly engineered to extend the life of your ride.**

We pair the best engineers with the best chemists to create products that exceed tomorrow's technology with the knowledge from an insiders standpoint.

### No Shortcuts

Tested on all engine platforms and all materials used in manufacturing today's powersports vehicles - not just one or two. We benchmarked against the best in every category to ensure XPS products meet or exceed each before offering them to you.

**They perform and protect in the harshest conditions.**

From desert heat to saltwater corrosion to the coldest temperatures on earth - XPS products have been proven to protect and perform.

## XPS OILS AND MAINTENANCE PRODUCTS

### ENGINE OILS



#### XPS 2T E-TEC SYNTHETIC OIL

**9779281** • 1 qt / 946 ml  
**9779282** • 1 US gal / 3.785 L  
**9779283** • 2.5 US gal / 9.46 L  
**9779284** • 5 US gal / 18.92 L  
**9779285** • 55 US gal / 205 L  
 Specifically engineered to meet the unique needs of Rotax engines



#### XPS 2T RACING SYNTHETIC OIL

**9779229** • 1 US gal / 3.785 L  
 Specially designed for high-performance or racing engines.



#### XPS 2T SNOWMOBILE SYNTHETIC BLEND OIL

**9779649** • 1 US gal / 3.785 L  
 Designed for all oil injection or pre-mix 2-stroke snowmobiles with electronic fuel injection or carbureted engines.



#### XPS 2T SNOWMOBILE PREMIUM MINERAL OIL

**9779277** • 1 US gal / 3.785 L  
 Powersport formula with premium anti-wear and anti-corrosion additives.



#### XPS 4T 0W-20 EXTREME COLD SYNTHETIC OIL

**9779294** • 1 qt / 946 ml  
**9779295** • 1 US gal / 3.785 L  
 EXTREME COLD engine oil is state-of-the-art, developed for easier cold starts in the most frigid, harshest winter climates.



#### XPS 4T 0W-40 SYNTHETIC OIL

**9779286** • 1 qt / 946 ml  
**9779287** • 1 US gal / 3.785 L  
 Powersport formula with premium anti-wear and anti-corrosion additives.



#### XPS 4T 0W-40 SYNTHETIC OIL CHANGE KIT

**9779402** • 600 ACE  
**9779403** • 900 ACE  
**9779404** • 1200 4-TEC  
 Ultra-convenient "all-in-one" oil change kit saves time and money. Includes XPS Synthetic Oil, oil filter, O-rings and washer.

## MAINTENANCE PRODUCTS



### OIL FILTER

**420956124**

900 ACE, 900 ACE Turbo, 600 ACE and 1203 engines.



### EXTENDED LIFE PRE-MIXED COOLANT

**619590728** • 1 qt / 946 ml

Antifreeze/coolant contains the correct dilution and the necessary additives to prevent corrosion and inhibit cavitation in BRP cooling systems. Long-life, 5-year formula specially formulated for BRP vehicles.



### XPS ICE INTAKE COOLING ENHANCER

**9779362** • 1 US gal / 3.785 L

XPS Ice is a sophisticated blend of methanol and filtered water. Specially formulated to cool the air intake charge of engines in the water injection system.



### DOT 4 BRAKE FLUID

**9779207** • 12 fl. oz. / 355 ml

Meets or exceeds all DOT3 and DOT4 brake fluid requirements. High-temperature formula resists fade, and also conditions seals and O-rings in braking systems.



### SYNTHETIC CHAINCASE OIL

**9779185** • 12 fl. oz. / 355 ml

Specially developed for high-performance Lynx models, it represents the best in state-of-the-art chaincase lubrication. This multigrade full-synthetic formula flows well at cold temperatures and won't break down at high temperatures.



### SYNTHETIC GREASE SUSPENSION

**9779226** • 14 oz./ 400 g

Designed to work specifically with the components found in Can-Am and Lynx vehicle suspensions. It is highly stable and offers optimal lubrication at both extreme cold and high temperatures while protecting suspension components from dirt and moisture, as well as corrosion under extreme washout conditions.



### XPS SPLINE GREASE

**9779472** • 4 oz.

Enhanced rust and corrosion resistance. Protects against seizure, heat-freeze, galling, rust and corrosion.



### SYNCHROMESH TRANSMISSION SYNTHETIC OIL

**9779211** • 24 fl. oz. / 710 ml

Uses a unique combination of synthetic base stocks and additives that allow higher loads, superior shear stability and reduced oxidation compared to other synthetics and conventional API GL-5 gear oils.



### ANTI-CORROSIVE LUBRICANT

**619590724** • 12 oz./ 340 g

Multipurpose lubricant that can also be used to prevent rust, corrosion and moisture intrusion. It contains extreme pressure additives that work as an all-around lubricant for just about anywhere lubrication is needed.



### FUEL STABILIZER

**9779183** • 8 fl. oz. / 236 ml

Ethanol-compatible and will stabilize fuel in your tank to keep it from breaking down and causing hard starting, throttle hesitation and poor run quality.



### STORAGE OIL

**619590725** • 12 oz./ 350 g

High-performance fogging oil designed to protect internal engine parts from rust and corrosion. It coats engine internals throughout the whole storage period and is burned away through combustion when engine is started.

# TRACKS 2025

Item	WxLxH in.	WxLxH mm	Pitch	Profile	Std on MY25 vehicle
504153304	15x128x1,35	381x3251x34	2,86		
504153350	15x128x1,75	381x3251x44	2,86		
504154393	16x128x1,6	406x3251x41	2,86	Cobra	Rave RE (129) "Enduro"
504154387	15x137x1,5	381x3487x38	2,86	Ice Ripper	Rave RE (spring model) Rave GLS
504154398	15x137x1,75	381x3487x44	2,86	Racing	Rave RS
504153162	16x128x1,75	406x3251x44	2,86		
504154377	15x137x1,25	381x3487x32	2,86	Ripsaw	Adventure LX
504152838	15x137x1,35	381x3489x34	2,86	Cobra	
504154373	15x137x1,25	381x3487x32	2,86	Ice Ripper XT studded	
504154057	15x137x1,5	381x3487x38	2,86	Studded	
504153706	15x137x1,6	381x3487x41	2,86	Cobra	
504154394	15x137x1,6	381x3487x41	2,86	Cobra	Rave RE
504154395	15x146x1,6	381x3705x41	2,86	Cobra	Adventure Adventure Limited
504154783	14x120x0,75	355x3050x19	2,86	Low Fuel Family	Adventure EV
504154396	15x146x1,6	381x3705x41	2,86	Cobra studded	Xterrain RE (spring model)
504154656	15x146x2,5	381x3705x64	2,86	PowderMax	Shredder RE 3700 Shredder 3700
504154685	15x154x2,5	381x3923x64	2,86	PowderMax	Shredder RE 3900 Shredder 3900
504154496	15x154x2,5	381x3912x64	3,5	PowderMax Light	
504154686	15x154x3	381x3912x76	3,5	PowderMax X-Light	Shredder RE 3900 (spring model) Shredder DS 3900
504154453	15x154x3	381x3912x76	3,5	PowderMax3 LgtLarge	
504154684	15x165x3	381x4190x76	3,5	PowderMax X-Light	Shredder DS 4100
504154454	15x165x3	381x4190x76	3,5	PowderMax3 LgtLarge	
504152803	16x137x1,75	406x3487x44	2,86		
504153293	16x137x2,2	406x3487x56	2,86	PowderMax Flex Edge	
504153103	16x137x2,25	406x3487x57	2,86		
504152987	16x146x1,5	406x3705x38	2,86	Deep Snow Glider	
504154399	16x146x2	406x3705x51	2,86	PowderMax	Xterrain 3700 Xterrain RE 3700
504153198	16x146x2,5	406x3705x64	2,86	PowderMax Flex Edge	
504153008	16x146x2,5	406x3705x64	2,86	PowderMax	
504153349	16x153x3	406x3886x76	3	PowderMax III	
504154390	16x154x1,5	406x3912x39	2,86	Deep Snow Glider	49 Ranger
504154704	16x154x2	406x3912x51	2,86	PowderMax	
504154404	16x154x2,5	406x3912x64	2,86	PowderMax II	49 Ranger PRO Brutal RE 400mm
504153199	16x154x2,5	406x3912x64	2,86		
504153791	16x154x2,5	400x3912x64	3,5	PowderMax Light FlexEdge	
504153785	16x154x3	400x3912x76	3,5	PowderMax Light	
504153276	16x163x1,5	406x4141x39	2,86		
504153401	16x163x2,3	406x4141x59	2,86	PowderMax	
504153016	16x163x2,3	406x4141x59	2,86		
504153792	16x163x2,5	406x4120x64	3,5	PowderMax Light	
504153786	16x165x3	406x4120x76	3,5	PowderMax Light	
504152817	20x154x1,25	500x3912x32	2,86		
504153036	20x154x1,25	500x3912x32	2,86	Studded	
605613004	20x154x1,5	500x3912x38	2,86		
504154707	20x154x1,5	500x3912x38	2,86	Cobra Silent Track	59 Ranger 600 EFI & 600 Ace
504154708	20x154x1,5	500x3912x38	2,86	Ice Cobra studded	59 Ranger Alpine Commander Limited (spring model) Commander RE (spring model)
504154709	20x154x1,75	500x3912x44	2,86	PowderMax	Commander Commander Limited Commander RE 59 Ranger PRO
504154711	20x154x2,35	500x3912x60	2,86	PowderMax	Brutal 500mm
504153928	24x156x1,25	600x3968x32	2,52		
504153927	24x156x1,25	600x3968x32	2,52	Studded	
504154712	24x156x1,5	600x3968x38	2,86	Cobra Silent Track	69 Ranger Pro
504154714	24x156x1,5	600x3968x38	2,86	Ice Cobra studded	69 Ranger Alpine
504153248	24x156x1,75	600x3968x44	2,52	Cobra	

# DRIVE BELTS

## 600 ACE

417300585

## 600 EFI

417300586

## 600R E-TEC

*(Not Shredder 600R)*

## 900 ACE

417300551

## 900 ACE Turbo (130 hp)

417300558

## 850 E-TEC Turbo R

*(Marketing Area C/U / ASIA)*

## 850 E-TEC

## 900 ACE Turbo R

*600R E-TEC (Shredder 600R)*

417300571

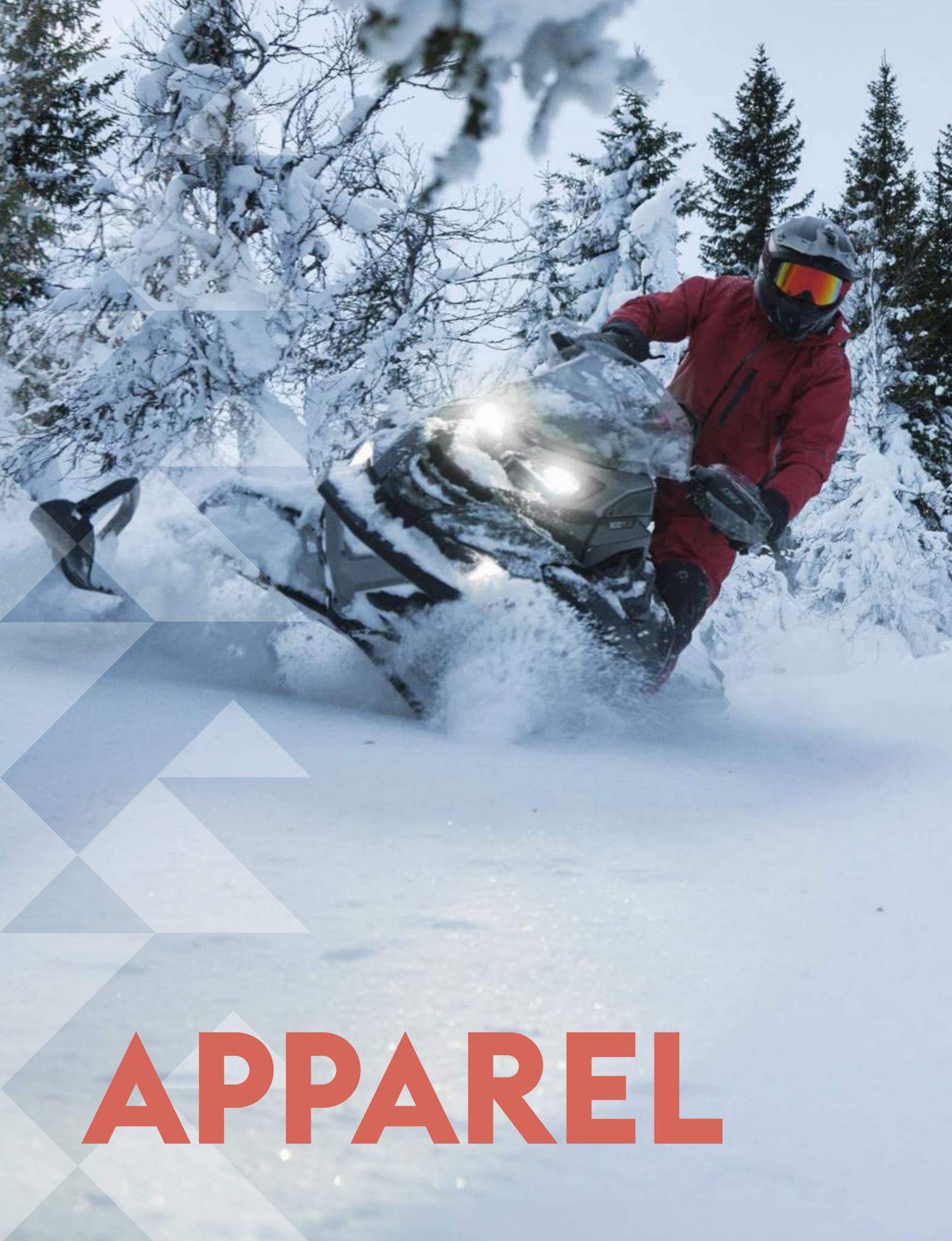
## 850 E-TEC Turbo R

*(Marketing area Europe)*


## 850 E-TEC Turbo R

*with water injection system*

417300574



**APPAREL**

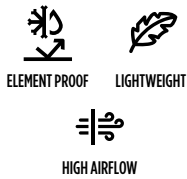
- 
- 88** Shell layer comparison chart
- 90** Stamina
- 95** Technology guide: Exo Float Assist
- 96** Technology guide: Sympatex
- 97** Technology guide: Primaloft
- 98** Apparel technologies
- 99** Technology guide: Deep Snow apparel comparison
- 100** Quantum
- 104** Squadron
- 108** How to layer right
- 110** Tec Layer
- 112** Lynx x Svala
- 116** Racing
- 118** Active Wear
- 120** Advex Helmets
- 123** Oxygen Helmets
- 124** Vibe Communication System
- 126** Pyra Helmets
- 127** Exome Helmets
- 128** Radien Helmets
- 129** M-Forge, eLinQ and Fidlock technologies
- 130** Goggles
- 132** Handwear
- 133** Bags
- 134** Headwear
- 136** Sportswear: RE Collection
- 138** Sportswear: Signature Collection
- 140** Sportswear: Premium Collection
- 141** Footwear
- 142** How to measure

**MOUNTAIN & DEEP SNOW  
QUANTUM**

**TRAIL & CROSSOVER & ADVENTURE  
STAMINA**



**LYNX QUANTUM**



**sympatex®** **CORDURA®**

**SHELL MATERIAL**  
Sympatex 2-Ply Laminated Polyester

**DESCRIPTION AND TERRAINS**

- Flexible and adaptable shell
- Specially designed for active riding in deep

**PERFORMANCE**




- 100% windproof and waterproof
- Highly breathable
- Non insulated

**KEY BENEFITS**

- Cordura fabric
- Comfortable fit that allows freedom of movement
- OPS and pants: Primaloft Gold insulation and fleece lining on seat



**LYNX QUANTUM PRO**



**sympatex®** **CORDURA®**

**SHELL MATERIAL**  
Sympatex 3-Ply Laminated Polyester

**DESCRIPTION AND TERRAINS**

- Flexible and top quality adaptable shell.
- Sympatex 3 Layer performance for deep snow riding.

**PERFORMANCE**



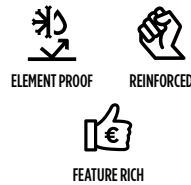
- 100% windproof and waterproof.
- Highly breathable
- Non insulated

**KEY BENEFITS**

- Cordura fabric
- Comfortable fit that allows freedom of movement
- OPS and pants: Primaloft Gold insulation and fleece lining on seat



**LYNX QUANTUM LITE**



**sympatex®**

**SHELL MATERIAL**  
Sympatex 2-Ply Laminated Polyester

**DESCRIPTION AND TERRAIN**

- Flexible and adaptable shell for Deep snow riding.

**PERFORMANCE**



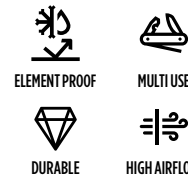
- 100% windproof and waterproof.
- Highly breathable
- Non insulated

**KEY BENEFITS**

- 2 ply Sympatex membrane technology with lifetime warranty.
- 100% sealed seams and logos.
- Reinforcement fabric in knees and bottom leg



**LYNX STAMINA ENDURO RE**



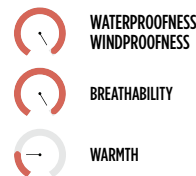
**CORDURA®** **ELIIX** **sympatex®**

**CORDURA®** **ELIIX**

**DESCRIPTION AND TERRAINS**

- Comfortable ultra high performance suit for riding trail and off trail.
- Sympatex fabrics and light-weight insulation.

**PERFORMANCE**



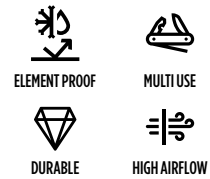
- 100% windproof and waterproof
- Highly breathable
- Light-weight insulated

**KEY BENEFITS:**

- No-frills shell
- Max airflow
- Max mobility



**LYNX STAMINA ENDURO**



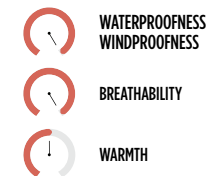
**CORDURA®** **ELIIX** **sympatex®**

**CORDURA®** **ELIIX**

**DESCRIPTION AND TERRAINS**

- Comfortable ultra high performance suit for riding trail and off trail.
- Sympatex fabrics and mid-weight insulation.

**PERFORMANCE**



- 100% windproof and waterproof
- Highly breathable
- Mid-weight insulated

**KEY BENEFITS:**

- No-frills shell
- Max airflow
- Max mobility



TRAIL & CROSSOVER & ADVENTURE  
**STAMINA**

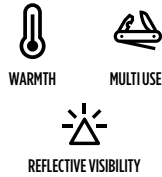
DS, CROSSOVER & MULTIUSE  
**SQUADRON**



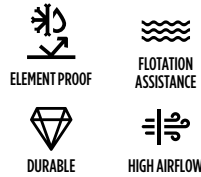
**LYNX STAMINA TRAIL RE**



**LYNX STAMINA TRAIL**



**LYNX STAMINA FLOAT**



**LYNX STAMINA ARCTIC**



**SQUADRON FLEX**



**DESCRIPTION AND TERRAIN**

- Warm jacket with a racing look.
- Use on trails.

**DESCRIPTION AND TERRAINS**

- Warmly insulated jacket for Trail, Crossover, Adventure & Utility segments

**DESCRIPTION AND TERRAINS**

- New and optimized style featuring Exofloat System.
- Now a self-floating style.
- Used on trails.

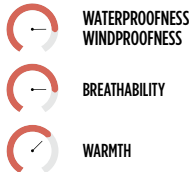
**DESCRIPTION AND TERRAINS**

- Stamina Arctic, the multifunctional hero jacket for trail, adventure and utility
- The warmest trail outerwear in our collection with modern 3 in 1 Utility Parka jacket.

**DESCRIPTION AND TERRAINS**

- Light and multifunctional shell jacket for deep snow riding and winter sports now with new Stretch Shell fabric.

**PERFORMANCE**



- 100% Windproof and waterproof.
- Breathable.
- 170g of PrimaLoft® Black insulation.

**KEY BENEFITS**

- 100% seams and logos sealed.
- Radiant Core technology to keep warm.

**PERFORMANCE**



- 100% Windproof and waterproof
- Breathable
- 170g of PrimaLoft® insulation

**KEY BENEFITS**

- Windproof
- Reflective
- Fleece lined

**PERFORMANCE**



- Windproof and waterproof 5/5
- Breathable 4/5
- 200g of thermal Loft insulation all over

**KEY BENEFITS**

- 100% seam sealed
- 200g of Eco Loft Heat Soft® + 60g Exofloat technology

**PERFORMANCE**



- Waterproofness 5/5
- Breathability 5/5
- Warmth 5/5

**KEY BENEFITS**

- Element proof
- Max warmth
- High airflow

**PERFORMANCE**



- Waterproofness 3/5
- Breathability 2/5
- Warmth 2/5

**KEY BENEFITS:**

- Light and multifunctional with Stretch Shell fabric.
- Body mapped insulation areas

# PUSH HARDER. GO FURTHER. RIDE LONGER.

Stay warm, dry and comfortable even in the harshest conditions.

Arctic winds. Ice. Sub-zero temperatures. Whatever the winter throws at you won't stop you from going all the way: experiencing your longest and wildest adventure yet, or getting the job done. So grab that extra hour on the snow. One more trail. One more mile. First on, last off. All winter.

# STAMINA



## STAMINA TRAIL RE

Warm jacket with a racing look for Trail.



WINDPROOF



REFLECTIVE



FLEECE LINED



## STAMINA TRAIL

Warmly insulated jacket for Trail, crossover, adventure & Utility segments.



WARMTH



MULTI USE



REFLECTIVE VISIBILITY



Experience the most comfortable insulated riding gear for most demanding rides. The original Lynx Stamina provides ultimate protection and ultra high performance for even the harshest riding conditions. With Sympatex fabrics and mid-weight insulation it will keep you warm and dry whether you're carving up trails or exploring the woods.

## STAMINA ARCTIC

- The multifunctional hero for trail, adventure and utility
- The warmest trail outerwear in our collection with modern 3 in 1 Utility Parka jacket and highpants.



## STAMINA FLOAT

- Integrated ExoFloat System for flotation assistance in the event of ice breakthrough.
- Ideal for active Crossover riding.
- Self-floating style. Does not require pants with ExoFloat System.



## STAMINA ENDURO

This crossover suit with Sympatex fabrics keep you warm and dry whether you're carving up trails, exploring the woods or in open space. Most comfortable insulated riding gear for most demanding rides. For Lynx customer who demand technical qualities and workable gear in many environments and conditions.



STAMINA

TRAIL

MEN

WOMEN



NEW

Orange (12)

LYNX STAMINA TRAIL RE JACKET

Lynx Stamina Trail RE Jacket • 650187  
S, M, L, XL, 2XL, 3XL

Lynx Stamina Trail RE Jacket W • 650190  
XS, S, M, L, XL, 2XL

DESCRIPTION AND TERRAIN:

- Warm jacket with a racing look.
- Use on trails.

FEATURES AND TECHNOLOGIES:

- 100% Windproof and waterproof.
- Breathable.
- 170g of PrimaLoft® Black insulation.
- 100% seams and logos sealed.
- Radiant Core technology to keep warm.
- Additionnal removable collar to seal air entry.
- 2 handpockets, 1 napoleon pocket with chamois and 1 inner mesh pocket.
- 360° reflective details for maximum visibility.
- Polar fleece at front body and top arms for added warmth.
- Double center front flap insulated for heat retention and wind protection.
- E-LinQ system wire cable.
- Powder skirt.
- Underarm vent
- Shaped sleeves.
- Adjustable cuffs with thumb hole gaiter.
- YKK zippers throughout and YKK AquaGuard at hand pockets
- Cell-Phone pocket.
- Large Lynx Racing prints.

PERFORMANCE



WATERPROOFNESS



BREATHABILITY



WARMTH

KEY BENEFITS



WINDPROOF



REFLECTIVE



FLEECE LINED

MEN

WOMEN



Black (90), Grey (09)  
650138



Dark Navy (16) NEW  
Black (90),  
Mixed Color (18)

NEW  
Dark Navy (16)  
650168

LYNX STAMINA TRAIL JACKET

Lynx Stamina Trail jacket 650151  
S, M, L, XL, 2XL, 3XL

Lynx Stamina Trail Jacket W 650168, 650138  
XS, S, M, L, XL, 2XL

DESCRIPTION AND TERRAIN:

- Warmly insulated jacket for Trail, crossover, adventure & Utility segment

FEATURES AND TECHNOLOGIES:

- 100% seams and logos sealed.
- Radiant Core technology to keep warm
- Waterproof, breathable and windproof
- 170g of PrimaLoft® Black insulation (200g insulation on removable collar)
- Additionnal removable collar to seal air entry.
- 2 hand pockets, 1 napoleon pocket with goggle cloth and 1 inner mesh pocket.
- Reflective details for maximum visibility
- Polar fleece at front body and top arms for added warmth.
- Top center front flap and underflap insulated for heat retention and wind protection.
- eLinQ system for wire cable.
- Powder skirt.
- Underarm vent
- Articulated sleeves.
- Adjustable cuffs with thumb hole gaiter.
- YKK zippers throughout and YKK AquaGuard at hand pockets and chest pocket
- Cell-Phone pocket.

Hi-Vis coloration optimal for Work and Utility users

PERFORMANCE



WATERPROOFNESS



BREATHABILITY



WARMTH

KEY BENEFITS



WINDPROOF



REFLECTIVE



FLEECE LINED



Black (90)

Black (90)

LYNX STAMINA TRAIL PANTS

Lynx Stamina Trail Pants 651139  
S, M, L, XL, 2XL, 3XL

Lynx Stamina Trail Pants W 651132  
XS, S, M, L, XL, 2XL

DESCRIPTION AND TERRAIN:

- Warmly insulated, functional pants for Trail, crossover, adventure & Utility segment.

FEATURES AND TECHNOLOGIES:

- Waterproof, breathable and windproof
- 170g of PrimaLoft® Black insulation all over
- RPM Max: 100% seams and logos sealed
- Polar fleece at seat
- Preshaped and padded knees
- Reinforcement fabric on high wear areas
- Ladies' version: drop seat design

PERFORMANCE



WATERPROOFNESS



BREATHABILITY



WARMTH

KEY BENEFITS



WARMTH



MULTIUSE



REFLECTIVE

**STAMINA**

**ARCTIC**

**MEN**

**WOMEN**



Autumn Red (14), Charcoal Grey (07)

Autumn Red (14), Black (90)

**LYNX STAMINA ARCTIC JACKET**

**Lynx Stamina Arctic jacket 650155** • S, M, L, XL, 2XL, 3XL

**Lynx Stamina Arctic jacket W 650156** • XS, S, M, L, XL, 2XL

**DESCRIPTION AND TERRAIN:**

- Stamina Arctic, the multifunctional hero jacket for trail, adventure and utility
- The warmest trail outerwear in our collection with modern 3 in 1 Utility Parka jacket

**FEATURES AND TECHNOLOGIES:**

- 100% windproof, waterproof and highly breathable membrane.
- 170g of PrimaLoft® Gold insulation with a removable lining jacket with 60g of PrimaLoft® Gold.
- Lining jacket can be worn as its own and as additional warmth.
- 2 ply Sympatex membrane technology with lifetime warranty.
- 100% seams and logos sealed.
- Waterproof YKK zippers
- Removable hood.
- Center front flap for wind protection.
- Fleece inside collar and softshell collar edge
- Preshaped sleeves and elbows
- E-LinQ system for wire cable.
- Underarm vents.
- 2 Large Chest pockets to carry extra cargo
- 2 spacious hand pockets at front, 1 sleeve pocket - in the chest pocket a microfiber cloth to wipe goggles
- Cell phone pocket and beanie mesh pocket inside
- D-ring killer loop at hem right side, adjustable hem with elastic and toggle on both side
- Reflective taping at sleeves and back yoke.
- Lynx-logo embroideries at chest pocket, sleeve and hood
- Adjustable cuffs with thumb hole gaiter
- Snow gaiter on waist

**PERFORMANCE**



**KEY BENEFITS**



**MEN**

**WOMEN**



Black (90)

Autumn Red (14), Black (90)

**LYNX STAMINA ARCTIC HIGHPANTS**

**Lynx Stamina Arctic Highpants 651143** • S, M, L, XL, 2XL, 3XL

**Lynx Stamina Arctic Highpants W 651144** • XS, S, M, L, XL, 2XL

**DESCRIPTION AND TERRAIN:**

- Stamina Arctic, the multifunctional hero styles for trail, adventure and utility.
- The warmest trail outerwear in our collection with modern highpants.

**FEATURES AND TECHNOLOGIES:**

- 2 ply Sympatex membrane technology with lifetime warranty.
- 133g of PrimaLoft® Gold insulation.
- 100% seams and logos sealed.
- Cordura reinforcement fabric on high wear areas.
- Waterproof YKK zippers
- High front and lower back bib for protection
- Polar fleece at seat and crotch for added warmth.
- Stretch knit material on sides for additional flexibility.
- Preshaped knees with removable EVA foam knee pads
- 2 Thigh pockets with brushed knit fabric inside.
- Flexible storm gaiters with snap system attachment to boots
- Reflective film welding for added safety
- Logo embroideries

**PERFORMANCE**



**KEY BENEFITS**



STAMINA

ENDURO



Black (90), Blue (80)

**LYNX STAMINA ENDURO JACKET**

650153 • S, M, L, XL, 2XL, 3XL

**DESCRIPTION AND TERRAIN:**

Ultra high performance suit for riding trail and off trail. This crossover suit with Sympatex fabrics and mid-weight insulation to keep you warm and dry whether you're carving up trails, exploring the woods or in open space. Most comfortable insulated riding gear for most demanding rides. For Lynx customer who demands technical qualities and workable gear in many environments and conditions.

**FEATURES AND TECHNOLOGIES:**

- Mid weight insulated
- All seams sealed
- Water resistant zippers at front opening, pockets and vent
- Easy access front and bicep venting for optimal thermoregulation
- Powder skirt
- Hem, collar and wrist adjustment
- Inner microfleece cuff
- Silicone grip at shoulder for back pack stabilization
- Optimize visibility with wide reflectives features
- Reinforcement fabric at elbow and back hem

**PERFORMANCE**



WATERPROOFNESS



BREATHABILITY



WARMTH

**KEY BENEFITS**



MAX AIRFLOW



MAX MOBILITY



NO FRILLS SHELL



Fire Red (06)

**LYNX STAMINA ENDURO JACKET RE**

650164 • S, M, L, XL, 2XL, 3XL

**DESCRIPTION AND TERRAIN:**

Ultra high performance suit for riding trail and off trail. This crossover suit with Sympatex fabrics and light-weight insulation to keep you warm and dry whether you're carving up trails, exploring the woods or in open space. Most comfortable insulated riding gear for most demanding rides. For Lynx customer who demands technical qualities and workable gear in many environments and conditions.

•Enduro Race Edition jacket is lightly insulated version and with Lynx Racing color and logos.

**FEATURES AND TECHNOLOGIES:**

- Light insulation
- Large Racing Back prints
- All seams sealed
- Water resistant zippers at front opening, pockets and vents
- Easy access front and bicep venting for optimal thermoregulation
- Powder skirt
- Hem, collar and wrist adjustment
- Inner microfleece cuff
- Silicone grip at shoulder for back pack stabilization
- Optimize visibility with wide reflectives features
- Reinforcement fabric at elbow and back hem

**PERFORMANCE**



WATERPROOFNESS



BREATHABILITY



WARMTH

**KEY BENEFITS**



MAX MOBILITY



MAX AIRFLOW



NO FRILLS SHELL



Black (90), Grey (09)

**LYNX STAMINA ENDURO PANTS**

651128 • S, M, L, XL, 2XL, 3XL

**DESCRIPTION AND TERRAIN:**

These crossover highpants with Sympatex fabrics and mid-weight insulation to keep you warm and dry whether you're carving up trails, exploring the woods or in open space. Most comfortable insulated riding gear for most demanding rides. For Lynx customer who demands technical qualities and workable gear in many environments and conditions. Performance lightly insulated pants for riding on and off trail.

**FEATURES AND TECHNOLOGIES:**

- 100% waterproof, 100% windproof, optimally breathable Sympatex material.
- All seams sealed
- Cordura reinforcement fabric on high wear areas.
- Primaloft Black Eco insulation Primaloft Black 100 grams
- Sporty, articulated fitting to give the optimal movement in riding
- High front and lower back bib.
- Stretch panels at sides and back
- Adjustable suspenders, crossed at back.
- One spacious cargo pocket with gusset with removable knee pads
- Preshaped and padded knees with removable knee pads
- Flexible storm gaiters with snap system attachment to boots
- Killer loop D-ring at waist
- Bip pocket
- Full-length water repellent YKK 2-way zippers at front and sides
- Reflective film taping for visibility

**PERFORMANCE**



WATERPROOFNESS



BREATHABILITY



WARMTH

**KEY BENEFITS**



ELEMENT PROOF



MULTI USE



HIGH AIRFLOW

STAMINA

FLOAT



Black (90), Blue (80), Orange (12)

NEW

### LYNX STAMINA FLOAT JACKET 650163 • S, M, L, XL, 2XL, 3XL

#### DESCRIPTION AND TERRAIN:

- Integrated ExoFloat System for flotation assistance in the event of ice breakthrough.
- Ideal for active Crossover riding.
- Self-floating style. Does not require pants with ExoFloat System.

#### FEATURES AND TECHNOLOGIES:

- 2-ply Sympatex® membrane with lifetime warranty.
- Color accent on hood and reflective accent on shoulders for optimal visibility.
- Accessible whistle pocket for safety.
- Underarm zippered vents.
- D-ring at bottom hem.
- Bonded lycra cuff with thumb hole.
- Removable hood with hood clip attachment.
- 2-way zipper to improve comfort in sitting position.
- Chest pocket with water resistant zipper.
- 2 hands pocket with water resistant zipper.
- Fully Seam Sealed.
- Removable powder skirt.
- eLinQ cable management system.

#### PERFORMANCE



WATERPROOFNESS



BREATHABILITY



WARMTH

#### KEY BENEFITS



ELEMENT PROOF



FLOTATION ASSISTANCE



HIGH AIRFLOW



Our proprietary ExoFloat System features an exoskeleton that is fully body mapped with hi-tech flotation panels that help assist you in case of a fall. It also has mesh panels at the bottom to evacuate water. For optimal performance, wear the Stamina Float jacket and Stamina pants together.



## KEY TECHNOLOGIES



### SELF LEVELING

Strategically placed ExoFloat panels help assist you in self leveling to the surface



### EXIT ASSIST

Mesh drainage to ensure you are not weighed down by the water that can inhibit exit



### FLOAT ASSIST

For more than 30 minutes (\*rider must exit within this timeframe to avoid hypothermia)

This is not a coast guard approved personal flotation device, this is a flotation assistance technology. We do not recommend riders to drive over unsafe frozen bodies of water.



# SYMPATEX KEY TECHNOLOGIES

## PERFORMANCE

### Re>Think Performance - Dynamic Breathability

In contrast to other membrane technologies, the poreless compact Sympatex membrane is based on a physical and chemical principle. The water-attracting (hydrophilic) part of the membrane absorbs the moisture from the body and emits it to the outside by evaporation. The water vapour molecules are transported outwards along the hydrophilic molecular chains. The molecular structure (hydrophilic components) of the Sympatex membrane swells in moisture and therefore provides space for water vapour transport and fast evaporation.





# COMFORT IS FREEDOM

## Nature's Best

Loft

Lightweight

Soft

Packable

## Science's Best

Rebels Water

Warm When Wet

Dries Faster

**PRIMALOFT®**



The PrimaLoft® logo is your cue that you're getting the highest performing materials for comfort in any condition.



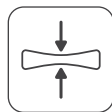
### **Warmth without bulk**

A high warmth-to-weight ratio means you don't need bulk to stay warm



### **Water-resistant**

Absorbs less moisture from the start so you stay drier and warmer



### **Packable**

Packs down easily for stashing in tight spaces



### **Lightweight**

All the warmth you need with little weight



### **Superior softness**

Enjoy unsurpassed softness that feels great on your body and contributes to a flattering fit

DISCOVER MORE AT [PRIMALOFT.COM](https://www.primaloft.com)

PrimaLoft® is a registered trademark of PrimaLoft, Inc. ©2021 PrimaLoft, Inc.


# TECHNOLOGIES

OUR RIDING GEAR AND TECHNICAL WEAR ARE BUILT WITH ADVANCED TECHNOLOGIES THAT PROTECT YOU WITH WARMTH, WATERPROOFNESS, LIGHTWEIGHT AND BREATHABILITY.



## PRIMALOFT®

A high-performance insulation with the full spectrum of benefits to brave the elements. Warmer, drier, softer and more compressible than any other synthetic insulation.



sympatex®

## SYMPATEX®

Coatings that provide maximum waterproofness, windproofness and breathability.



## CONNECTOR SYSTEM

Some of our Lynx jackets have provisions built in for a heated shield wire - riders can leave the wire in the jacket securely fastened and out of the way.



## RADIANT CORE

Reflects heat back towards you for reliable, all-day warmth even at high speeds.



## YKK

We use the world's best - YKK zippers - recognized for quality and reliability.

## REINFORCEMENT FABRIC

Often added to garment zones that need extra durability, such as arms, back hem, inner legs, and crotch for tough yet flexible comfort.



# HOW TO FIND A PERFECT DEEP SNOW SUIT FOR YOU

PRO

PREMIUM

CORE

QUANTUM PRO

QUANTUM

QUANTUM LITE



KEY BENEFITS



NO FRILLS SHELL



ELEMENT PROOF



MAX AIRFLOW



MAX MOBILITY

sympatex®



CORDURA®

KEY BENEFITS



ELEMENT PROOF



LIGHTWEIGHT



HIGH AIRFLOW

sympatex®

CORDURA®

KEY BENEFITS



ELEMENT PROOF



REINFORCED



FEATURE RICH

sympatex®

# FREE TO MOVE. FREE TO FOCUS ON THE RIDE.

# QUANTUM

**On the mountain it's just you and your sled.**

No distractions, no interruptions, no compromise. You wouldn't let anything come between you and your ride. Not now, when you're living so fully for and in the moment. Ready to drill deeper into drifts and drives. You and your crew, concentrated on one common goal: **conquering the deep snow.**

## QUANTUM LITE

- Lightweight shell onepiece is specially designed for active riding in deep snow.
- 100% waterproof & windproof, optimally breathable Sympatex material
- Reinforcement fabric on high wear areas
- Two-way water repellent YKK zippers on front



sympatex®

LIGHTWEIGHT  
SHELL

YKK

Little Pairs. Big Difference.

WATER  
REPELLENT  
ZIPPERS



# CONQUER THE DEEP SNOW WITH NON-COMPROMISE TECHNICAL GEAR

The original Lynx Quantum riding gear offers you the best lightweight performance for mountain and deep snow riding. High-end shell clothing with Cordura fabrics and Sympatex membrane has been developed to meet every freerider's demands.

## QUANTUM PRO

DEVELOPED WITH LYNX AMBASSADORS

- Lightweight 3-ply jackets, highpants and one-piece suits for deep snow riders.
- 100% waterproof, 100% windproof, optimally breathable Sympatex material
- Ultra durable Cordura reinforcement fabric on high wear areas
- Articulated sleeves and knees to ensure freedom of movement in every riding position
- No mesh liner
- Water repellent YKK zippers
- Reflectives for safe visibility
- D-Rings



## QUANTUM

- Lightweight shell jacket is specially designed for active riding in deep snow.
- 100% waterproof & windproof, optimally breathable Sympatex material
- Cordura reinforcement fabric on high wear areas
- Two-way water repellent YKK zippers on front



QUANTUM

PRO



Black (90), Deep Purple (42), Fire Red (06)

**LYNX QUANTUM PRO JACKET**

650144 • S, M, L, XL, 2XL, 3XL

**DESCRIPTION AND TERRAIN:**

Experience the most durable, light weight, no-compromise technical riding gear in Quantum series. Featuring SYMPATEX Three Layer with no separate liner, which provides a superior layering and mobility experience for riding in deep snow, truly PRO experience.

**FEATURES AND TECHNOLOGIES:**

- 100% waterproof and 100% windproof.
- Optimally breathable Sympatex material.
- Cordura reinforcement fabric on high wear areas.
- Articulated fitting to give the optimal movement in riding.
- Two-way water-repellent front zipper.
- All over water-repellent zippers.
- Backpack friendly shoulders and front venting.
- 2 front vents and 2 back vents.
- 2 spacious hand pockets at front, 1 chest pocket, 1 sleeve pocket.
- Removable hood.
- Adjustable collar and cuffs.
- Adjustable bottom hem.
- Thumbhole.
- D-ring loop at hem right side.
- Reflective elements for maximum visibility.

**PERFORMANCE**



**KEY BENEFITS**



Black (90)

**LYNX QUANTUM PRO HIGHPANTS**

651135 • S, M, L, XL, 2XL, 3XL

**DESCRIPTION AND TERRAIN:**

- Flexible and top quality adaptable shell.
- Sympatex 3 Layer performance for deep snow riding.

**FEATURES AND TECHNOLOGIES:**

- 3 ply Sympatex membrane technologies with lifetime warranty.
- Cordura reinforcement fabric on high wear areas.
- 100% seams and logos sealed.
- Two-way water-repellent front zipper.
- All over water-repellent zippers.
- Articulated fitting to give the optimal movement in riding.
- Bib pocket & thigh cargo pocket.
- Waist buckle adjustment.
- Suspenders with 1 side adjustment.
- Full length side zippers at leg, can be used as vents.
- Stretch fabric at side bib for extra comfort.
- Zippered Boot gaiter with snap

**PERFORMANCE**



**KEY BENEFITS**



Black (90), Deep Purple (42), Fire Red (06)

**LYNX QUANTUM PRO OPS**

650145 • XS, S, M, L, XL, 2XL, 3XL

**DESCRIPTION AND TERRAIN:**

- Flexible and top quality adaptable shell.
- Sympatex 3 Layer performance for deep snow riding.

**FEATURES AND TECHNOLOGIES:**

- Primaloft® Gold insulation at seat.
- 100% waterproof and 100% windproof.
- Optimally breathable Sympatex material.
- Cordura reinforcement fabric on high wear areas.
- Articulated fitting to give the optimal movement in riding.
- Two-way water-repellent front zipper.
- All over water-repellent zippers.
- Backpack friendly shoulders and front venting.
- 2 front vents and 2 back vents.
- 2 spacious hand pockets at front, 1 chest pocket, 1 sleeve pocket.
- Full side leg zippers.
- Removable hood.
- Removable suspenders.
- Waist adjustment.
- Adjustable collar and cuffs.
- Adjustable bottom hem.
- Thumbhole.
- Zippered boot gaiter with snap
- D-ring loop at hem right side.
- Reflective elements for maximum visibility.

**PERFORMANCE**



**KEY BENEFITS**



# QUANTUM



**NEW**

Black (90), Sand (03)

## LYNX QUANTUM LITE OPS

650180 • S, M, L, XL, 2XL, 3XL

### DESCRIPTION AND TERRAIN:

Flexible and adaptable shell for Deep snow riding.

### FEATURES AND TECHNOLOGIES:

- 2 ply Sympatex membrane technology with lifetime warranty.
- 100% sealed seams and logos.
- Reinforcement fabric in knees and bottom leg
- Water-resistant zippers.
- Removable and adjustable hood.
- Removable suspenders
- Backpack friendly underarm venting.
- Reflective details for optimized visibility.
- One Large Chest pocket
- Cargo sized pockets.
- Bottom leg side zippers



### PERFORMANCE



### KEY BENEFITS



## LYNX QUANTUM JACKET

650141 • XS, S, M, L, XL, 2XL, 3XL

### DESCRIPTION AND TERRAIN:

- Flexible and adaptable shell.
- Specially designed for active riding in deep

### FEATURES AND TECHNOLOGIES:

- 2-ply Sympatex membrane technology with lifetime warranty.
- 100% sealed seams and logos.
- Cordura reinforcement fabric on high wear areas
- Water repellent YKK zippers through out
- Removable hood
- Powder skirt
- Mesh lining
- Backpack friendly Chest venting
- Two-way water repellent YKK front zipper
- One large chest pocket, Hand pockets
- Reflective details for optimized visibility



### PERFORMANCE



### KEY BENEFITS



Autumn Red (14), Black (90), Charcoal Grey (07), Royal Blue (83)



## LYNX QUANTUM OPS

650142 • XS, S, M, L, XL, 2XL, 3XL

### DESCRIPTION AND TERRAIN:

- Flexible and adaptable shell.
- Specially designed for active riding in deep

### FEATURES AND TECHNOLOGIES:

- 2 ply Sympatex membrane technology with lifetime warranty
- 100% sealed seams and logos
- Water-resistant YKK zippers throughout.
- Removable hood
- Removable suspenders
- Backpack friendly Chest venting
- Removable hood
- Two-way water repellent YKK front zipper
- Reflective details for optimized visibility
- Cargo sized pockets
- Shaped and reinforced knees
- Storm gaiters with boot to lace snap connector



Autumn Red (14), Black (90), Charcoal Grey (07), Royal Blue (83)

### PERFORMANCE



### KEY BENEFITS



## LYNX QUANTUM PANTS

651134 • XS, S, M, L, XL, 2XL, 3XL

### DESCRIPTION AND TERRAIN:

- Flexible and adaptable shell.
- Specially designed for active riding in deep

### FEATURES AND TECHNOLOGIES:

- 100% waterproof, 100% windproof, optimally breathable Sympatex material
- Primaloft Gold insulation and fleece lining on seat
- Cordura reinforcement fabric on high wear areas
- High front and back bib
- Panels with stretch fabric on waist
- One bib chest pocket, one-sided cargo pockets
- Shaped, reinforced and padded knees
- Removable knee pads
- 2-way Front and full-length side water repellent YKK zippers
- Water repellent YKK zippers through out
- Storm gaiters with boot to lace snap connector
- Reflective details for optimized visibility



Autumn Red (14), Black (90), Charcoal Grey (07)

### PERFORMANCE



### KEY BENEFITS



# SQUADRON

A snowmobiler in a red and black suit is riding a snowmobile through a snowy forest at night. The snowmobiler is wearing a helmet with a clear visor and is holding the handlebars. The snowmobile is black and red, with the number '890' visible on the side. The background is a dense forest of snow-covered trees, and the ground is covered in snow. The overall scene is dark and atmospheric.

**FOLLOW  
YOUR TRIBE.  
CUT YOUR  
OWN TRAIL.**

**There are Lynx riders, then there's everyone else.**

Our dedication shows in everything we do, right down to the gear we wear to ride. We follow trends but are never slaves to style. We know what looks good and what works. Now all you need to do is zip up and hold on tight. It's play time.



## MAKE THE MOST OF YOUR WINTER!

The original Lynx Squadron riding gear offers you the best functional performance for all your winter activities: warmth without bulk, tough fabrics, sealed seams and ventilation. With both practical and trendy options, the Squadron range has you covered for work, mountain riding and day-to-day living.

### SQUADRON INSULATED


- Insulated one-piece suit for men for multiuse.
- Colorful Squadron Kids OPS is developed together with kids. Thermal loft insulation is a perfect choice for riding and playing in the snow.



ELEMENT PROOF STRETCH

GREAT VALUE

MULTI USE



### SQUADRON FLEX

- Light and multifunctional shell jacket for deep snow riding and winter sports now with new Stretch Shell fabric.
- Partly insulated shell highpants for deep snow riders and winter activities now with new Stretch Shell fabric.
- Light and multifunctional shell one-piece suit for deep snow riding and winter sports now with new Stretch Shell fabric.



ELEMENT PROOF STRETCH

GREAT VALUE

MULTI USE

BODY MAPPED



## SQUADRON

## INSULATED



Teal (74), Whiskey (28)  
Army Green (77)

### LYNX SQUADRON OPS (INS.)

650165, 650140 • XS, S, M, L, XL, 2XL, 3XL

#### DESCRIPTION AND TERRAIN:

Insulated one-piece suit for men for multiuse.

#### FEATURES AND TECHNOLOGIES:

- Insulated one-piece with 80gr
- Primaloft Black insulation
- RPM Max Shell
- All seams sealed
- Reinforcement fabric on high wear areas
- Two-way front zipper
- Waterproof YKK zippers
- Front ventilations on armpit with zipper and mesh
- Inner adjustable system on waist and removable suspenders inside
- Lynx Cypher used in Graphics

#### PERFORMANCE



WATERPROOFNESS



BREATHABILITY



WARMTH

#### KEY BENEFITS



ELEMENT PROOF



GREAT VALUE



MULTI USE



Blue (80), Orange (12)

### SQUADRON KIDS OPS (INS.)

657008 • 4, 6, 8, 10

#### DESCRIPTION:

Colorful Squadron Kids OPS is developed together with kids. Thermal loft insulation is a perfect choice for riding and playing in the snow.

#### FEATURES AND TECHNOLOGIES:

- Lynx Cypher used in Graphics
- Thermal loft insulation
- RPM Max Shell for moisture management
- All seams sealed
- Front closure and pockets with waterproof YKK zippers
- Adjustable waist

#### KEY BENEFITS



ELEMENT PROOF



DESIGNED FOR WINTER PLAYS



MULTI USE

## SQUADRON

## FLEX

MEN

WOMEN



Black (90), Teal (74)

**SQUADRON FLEX JACKET**

**Squadron Flex Jacket 650149** • XS, S, M, L, XL, 2XL, 3XL  
**Squadron Flex Jacket W 650150** • XS, S, M, L, XL, 2XL

**DESCRIPTION AND TERRAIN:**

Light and multifunctional shell jacket for deep snow riding and winter sports now with new Stretch Shell fabric.

**FEATURES AND TECHNOLOGIES:**

- RPM Max shell material
- Insulation on front chest & sleeve top: Primaloft Black 40 grams
- All seams sealed
- Preshaped sleeves and elbows
- Removable, adjustable hood
- Offset center front opening
- Waterproof YKK zippers
- 2 front ventilation underarm with mesh
- 2 spacious pockets at front, 1 chest pocket, 1 sleeve pocket
- 1 inner chest pocket; water & vapour proof pocket for cell phone etc.
- 1 inner mesh pocket
- D-ring killer loop at hem right side
- Lynx / Squadron prints

**PERFORMANCE**

WATERPROOFNESS



BREATHABILITY



WARMTH

**KEY BENEFITS**

ELEMENT PROOF



GREAT VALUE



MULTI USE

MEN

WOMEN



Black (90), Teal (74)

**SQUADRON FLEX HIGHPANTS**

**Squadron Flex Highpants 651137** • XS, S, M, L, XL, 2XL, 3XL  
**Squadron Flex Highpants W 651138** • XS, S, M, L, XL, 2XL

**DESCRIPTION AND TERRAIN:**

Partly insulated shell highpants for deep snow riders and winter activities now with new Stretch Shell fabric.

**FEATURES AND TECHNOLOGIES:**

- Waterproof, windproof, breathable and durable shell material. RPM Max.
- All seams sealed
- Reinforcement fabric on high wear areas.
- Insulation on seating area: Primaloft Black 60 grams
- Bib construction for extra cover
- Full length side zippers
- Elastic construction at back waist for flexibility
- Adjustable suspenders, crossed at back
- One spacious cargo pocket
- Preshaped and padded knees with removable knee pads
- Flexible storm gaiters with snap system attachment to boots
- Killer loop D-ring at waist
- Bip pocket
- Waterproof YKK zippers
- Reflective film taping at back lower legs
- 2 color options

**PERFORMANCE**

WATERPROOFNESS



BREATHABILITY



WARMTH

**KEY BENEFITS**

ELEMENT PROOF



GREAT VALUE



MULTI USE

MEN

WOMEN



Black (90), Fire Red (06), Sand (03)Teal (74), Black (90) Black (90), Teal (74)

**SQUADRON FLEX OPS**

**Squadron Flex OPS 650143** • 2XS, XS, S, M, L, XL, 2XL  
**Squadron Flex OPS W 650147** • XS, S, M, L, XL, 2XL

**DESCRIPTION AND TERRAIN:**

Light and multifunctional shell one-piece suit for deep snow riding and winter sports now with new Stretch Shell fabric.

**FEATURES AND TECHNOLOGIES:**

- Mesh lining
- Primaloft Black insulation on seat
- RPM MAX for moisture management
- All seams and logos sealed
- YKK zippers

**PERFORMANCE**

WATERPROOFNESS



BREATHABILITY



WARMTH

**KEY BENEFITS**

ELEMENT PROOF



GREAT VALUE



MULTI USE

# LYNX APPAREL LAYERING PIONEERS

LYNX QUANTUM  
LITE OPS  
650180

- 1 Wearing properly layered clothing starts with a high-quality **base layer**.
- 2 **The mid layer** helps to regulate the body temperature.
- 3 **Insulated layer.** Add or adjust the warmth with insulated layer. Insulated jacket protects from the elements with additional warmth.
- 4 **Shell layer.** Choose the outermost layer based on the temperature, the length of the trip and your riding style.



LYNX QUANTUM 2.0  
GLOVES STX  
666044



3

LYNX  
HYBRID  
SHORTS  
659137



1

LYNX X SVALA  
CORDURA MERINO  
BASE LAYER  
659191



LYNX X SVALA  
MERINO SOCKS  
667116



LYNX X SVALA  
MERINO  
URBAN BEANIE  
665308

LYNX X SVALA  
HYBRID BALACLAVA  
665304

3



LYNX TECLAYER HYBRID JACKET  
659180

1



LYNX X SVALA CORDURA  
MERINO BASE LAYER  
659190

2



LYNX X SVALA MERINO  
HYBRID JACKET  
659144

**Enjoying the winter is often just a matter of dressing up. We at Lynx are pioneers in equipping the riders for demanding Nordic conditions.**

Using high performance fabrics and insulation, the Lynx Tec-Layer product range offers a combination of moisture management, warmth, packability and protection in changing weather conditions and multiple activities. Keep yourself comfortable even during your toughest snowmobiling adventures!



## GEARING UP FOR THE RIDE

”There’s no bad day, if you’re geared up right!

Some people may think that cold weather or lack of daylight is a reason to postpone your ride, but that’s not actually true. It’s all about gearing up right. Cold is not actually cold if you have right layers.

What I like to have is merino layers, thermo layers and sometimes even fleece, but I never go out without a protection. If you protect your head, remember to also protect your body.

**Now that I’m all geared up, I’m ready to ride!**

*- Emma Kimiläinen, Lynx ambassador*

## TEC LAYER

### LYNX TECLAYER ALPHA DOWN JACKET

659154 • XS, S, M, L, XL, 2XL, 3XL

#### DESCRIPTION:

- Introducing the new ultra warm Lynx Tec Layer Heavyweight Down Packable Jacket.
- Functional, warm outer layer for breaks while snowmobiling and regular winter use.
- Can also be used as a very warm mid-layer on long, subzero journeys.

#### FEATURES AND TECHNOLOGIES:

- Insulation: Primaloft® down blend Gold.
- Packable design is great for on-the-go and travel!
- Drawcord hem adjustment in pockets.
- Microfleece and Spandex at underarm vents.
- Down-blend insulation with high compression.
- Sold with a stowable bag.
- Ultralight water-repellent fabric.
- Preshaped sleeves and elbows.
- Fixed adjustable hood with laminated brim and flexible polymer peak.
- Elastic at cuffs.
- YKK® 2-way Vislon® zipper at front opening
- Inverted YKK® 1-way zippers at pockets.
- 2 spacious hand pockets at front.
- Chest pocket with 2 spacious inner lining pockets.
- Adjustable hem with elastic and toggle on both sides.



Black (90), Navy (89)

#### PERFORMANCE



WATERPROOFNESS



BREATHABILITY



WARMTH

#### KEY BENEFITS



REGULATE WARMTH



MULTI USE



PACKABILITY

### LYNX PACKABLE DOWN JACKET

Lynx packable down jacket

659138 • XS, S, M, L, XL, 2XL, 3XL

Lynx packable down jacket W

659139 • XS, S, M, L, XL, 2XL

#### DESCRIPTION:

Use as a light jacket for cool dry weather or as a very warm mid layer.

#### FEATURES AND TECHNOLOGIES:

- Drawcord hem adjustment in pockets.
- Microfleece and Spandex at underarm vents.
- Down-blend insulation with high compression.
- Shaped sleeves.
- Sold with stowable pocket.
- Ultralight Water repellent material
- Insulation: Primaloft down blend
- Packable design is great for on-the-go and travel!

#### PERFORMANCE



WATERPROOFNESS



BREATHABILITY



WARMTH

#### KEY BENEFITS



REGULATE WARMTH



MULTI USE



PACKABILITY

#### MEN



Autumn Red (14), Black (90), Charcoal Grey (07)

#### WOMEN



Autumn Red (14), Black (90)

## PACKABLE DESIGN





Autumn Red (14), Black (90), Charcoal Grey (07)

**LYNX TECLAYER HYBRID JACKET**

659180 • XS, S, M, L, XL, 2XL, 3XL

**DESCRIPTION:**

Light and versatile mid layer jacket for active riders.

**FEATURES AND TECHNOLOGIES:**

- 80g Primaloft® Black Insulation.
- Ultralight water repellent material.
- Strategically placed elastic knit material and panels with insulation.
- YKK® zippers.

**PERFORMANCE****KEY BENEFITS**

Black (90)

**LYNX HYBRID SHORTS**

659137 • XS, S, M, L, XL, 2XL, 3XL

**DESCRIPTION:**

Light and versatile mid layer shorts for active riders.

**FEATURES AND TECHNOLOGIES:**

- 80g Primaloft® Black Insulation.
- Ultralight water repellent material
- Strategically placed elastic knit material and panels with insulation.
- Higher back waist and knee length
- 2-way YKK® zippers.

**PERFORMANCE****KEY BENEFITS**

Black (90)

**LYNX HYBRID OPS**

650146 • XS, S, M, L, XL, 2XL, 3XL

**DESCRIPTION:**

Light and versatile insulated mid layer onepiece for our riders. This removable liner is a perfect piece to add versatility and warmth for under shell onepiece.

**FEATURES AND TECHNOLOGIES:**

- Ultralight Water repellent fabric
- Strategically placed elastic knit material and panels with insulation
- Breathable panels
- 80g Primaloft® Black Insulation.
- Zipper drop seat for easy access
- Full-lengt legs
- YKK zippers
- Packable design is great for on-the-go and travel!

**PERFORMANCE****KEY BENEFITS**

Black (90)

**LYNX ONE PIECE MID LAYER**

659126 • XS, S, M, L, XL, 2XL, 3XL

**DESCRIPTION:**

Ideal under Onepiece suit.  
Thermal fleece midlayer onepiece for cold riding conditions and after adventures.

**FEATURES AND TECHNOLOGIES:**

- Constructed from super soft stretchy Performance Fleece.
- YKK Two Way Open front zipper with semi-lock sliders.
- Rear zipper for easy seat opening.
- Flatlock seams.

**LYNX**<sup>®</sup>

**Svala**  
OF FINLAND

With over 120 years of combined expertise on Nordic winters, Svala and Lynx bring you products designed to keep you warm and comfortable in even the most demanding conditions.

The Lynx x Svala collaboration highlights our commitment to premium layering principles.

**NEW NYLON REINFORCED MERINO MATERIAL!**

Merino properties with Cordura durability!

**CORDURA**  
Advanced Fabrics

Polyamide  
Cordura Filament

Wool Fibre

By using a special spinning technique, where Cordura filament is twisted around Merino yarn, the result is a groundbreaking durable and lightweight natural Merino base layers.

Warm, Comfortable (no itch),  
Extremely Durable, Odour-resistant.

- Unisex
- Slim-fit
- Flat seams
- Round neckline
- Longer hem at the back
- UV blocking Merino/Cordura knit



**NEW**

Black (90)



**NEW**

Black (90)

**LYNX X SVALA CORDURA MERINO BASE LAYER**

XS, S, M, L, XL, 2XL, 3XL

**TOP • 659190**

Warm, comfortable—no itching—breathable, odour-resistant, extremely durable, UV-blocking Merino/Cordura knit.

**FEATURES AND TECHNOLOGIES:**

- New Nylon reinforced Merino material
- Merino properties with Cordura durability
- Unisex
- Slim-fit
- Flat seams

**TOP**

- Round neckline
- Longer hem at back

**BOTTOM • 659191**

**BOTTOM**

- Elastic waistband

**KEY FEATURES**



Groundbreaking durable Merino Cordura knit



Lightweight Natural merino with all the exceptional Merino wool properties

**KEY BENEFITS**

Enhanced abrasion resistance

Extremely durable proven by testing

Warm, comfortable -breathable

Moisture management Thermal regulation





Black (90)

Black (90)

### LYNX X SVALA MERINO BASE LAYER TOP • 659149      BOTTOM • 659150

2XS, XS, S, M, L, XL, 2XL, 3XL

#### DESCRIPTION:

The knit has a technical two-layer construction with an inner layer of moisture-wicking polypropylene and an outer layer of SuperWash and moth-protected Merino wool. Inherently antibacterial.

#### FEATURES AND TECHNOLOGIES:

- Unisex
- Slim-fit
- Flat seams

#### TOP

- Round neckline
- Longer hem at back

#### BOTTOM

- Elastic waistband



Grey (09)

Grey (09)

### LYNX X SVALA ACTIVE BASE LAYER TOP • 659151      BOTTOM • 659152

2XS, XS, S, M, L, XL, 2XL, 3XL

#### DESCRIPTION:

This Merino and Tencel blend base layer is perfect for both cooler conditions and summer temperatures. Merino Active base layer wicks moisture from the skin while the outer layer of Merino wool warms and stores the heat generated by the body. Inherently antibacterial.

#### FEATURES AND TECHNOLOGIES:

- Unisex
- Slim-fit
- Flat seams

#### TOP

- Round neckline
- Longer hem at back

#### BOTTOM

- Elastic waistband



Black (90)

Black (90)

### LYNX X SVALA MESH BASE LAYER PRO TOP • 659147      BOTTOM • 659148

2XS, XS, S, M, L, XL, 2XL, 3XL

#### DESCRIPTION:

Worn against the skin, the moisture-wicking antibacterial mesh knit stores air in its loops, which means that the product has a heat-balancing effect regardless of the level of activity. This means that it stays cool in the heat and provides warmth in the cold. This garment performs superbly as a base layer during heavy exercise, even if temperatures drop as low as -15°C. can be worn underneath a thermal layer in which case it wicks moisture to the external clothing layer, airs and creates a warming air layer on top of your skin.

#### FEATURES AND TECHNOLOGIES:

- Unisex
- Slim-fit
- Flat seams

#### TOP

- Round neckline
- Longer hem at back

#### BOTTOM

- Elastic waistband



NEW

Black (90), Wine (32)

### LYNX X SVALA GRAPHIC T-SHIRT 662300 • 2XS, XS, S, M, L, XL, 2XL, 3XL

This 100% Merino T-Shirt is perfect for a base layer in both cooler conditions and summer temperatures. It can be used as a work shirt for home chores or activities and now with large Lynx Chest print.

#### FEATURES AND TECHNOLOGIES:

- Merino wool
- Unisex
- Slim-fit
- Flat seams
- Fitted sleeves
- Round neckline
- Lynx Character Print



Black (90), Grey (09)

### LYNX X SVALA LIGHT MERINO T-SHIRT 662098 • 2XS, XS, S, M, L, XL, 2XL, 3XL

#### DESCRIPTION:

This Merino and Tencel blend T-Shirt is perfect for a base layer in both cooler conditions and summer temperatures. It can be used as a work shirt for home chores or activities.

#### FEATURES AND TECHNOLOGIES:

- Unisex
- Slim-fit
- Flat seams
- Fitted sleeves
- Round neckline
- Longer hem at back



Black (90), Grey (09)

### LYNX X SVALA MERINO T-SHIRT 662099 • 2XS, XS, S, M, L, XL, 2XL, 3XL

#### DESCRIPTION:

The Merino T-Shirt is perfect for a base layer in both cooler conditions and summer temperatures. It can be used as a work shirt for home chores or activities. This Merino T-shirt wicks moisture from the skin while the outer layer of Merino wool warms and stores the heat generated by the body.

#### FEATURES AND TECHNOLOGIES:

- Unisex
- Slim-fit
- Flat seams
- Fitted sleeves
- Round neckline
- Longer hem at back



**NEW**

Black (90), Wine (32)

**LYNX X SVALA MERINO COLLEGE HOODIE**

659500 • S, M, L, XL

New Trendy and Comfortable Merino College hoodie for leisure and everyday use.

**FEATURES AND TECHNOLOGIES:**

- 83% High-quality and Mulesing-Free Merino wool and 17% Recycled Polyester.
- Slim-fit
- Hood
- Lynx Character Graphics
- Unisex



Black (90)

**LYNX X SVALA MERINO HOODIE**

659145 • 2XS, XS, S, M, L, XL, 2XL, 3XL

**DESCRIPTION:**

Elastic and cosy Merino hoodie for leisure. It's actually so Trendy that you want to wear it at town and everywhere. This hoodie is made of 100% high-quality Merino wool knit.

**FEATURES AND TECHNOLOGIES:**

- Unisex
- Slim-fit
- Front zipper
- Chest pocket
- Two Front pockets
- Flat seams
- Thumb loops



Black (90)

**LYNX X SVALA MERINO HYBRID JACKET**

659144 • 2XS, XS, S, M, L, XL, 2XL, 3XL

**DESCRIPTION:**

Comfortable Hybrid jacket for multiuse. This jacket is made of high-quality Extra warm merino knit and added windproofness with panels in colla, neck, chest and front sleeves.

**FEATURES AND TECHNOLOGIES:**

- Merino knit and windproof panels
- Unisex
- Slim-fit
- Front zipper
- Two Front pockets with zipper
- Flat seams
- Thumb loops



Black (90)

**LYNX X SVALA POWERSTRETCH PRO JACKET**

659143 • 2XS, XS, S, M, L, XL, 2XL, 3XL

**DESCRIPTION:**

An elastic and warm Fleece jacket for work and leisure. This jacket is made of high-quality Polartec Power Stretch Pro with a moisture-wicking fleece on the inside and a wear-resistant lint-free polyester on the outside.

**FEATURES AND TECHNOLOGIES:**

- Unisex
- Slim-fit
- Front zipper
- Chest pocket
- Two Front pockets
- Flat seams
- Thumb loops



Black (90)

### LYNX X SVALA POWERSTRETCH PRO BEANIE

665306 • S, M, L

#### DESCRIPTION:

- The Power Stretch Pro hat will warm you up even when your activity levels are low.
- A warm and snug fit headwear made of high quality Polartec Power Stretch Pro. The inside is made of moisture-wicking fleece and the outside is lint-free polyester.

#### FEATURES AND TECHNOLOGIES:

- Flat seams



Black (90), Grey (09)

### LYNX X SVALA MERINO BEANIE

665307 • S, M, L

#### DESCRIPTION:

Double layer merino beanie for winter use. The knitted fabric has a double layer structure with an inner layer of polypropylene that efficiently wicks moisture from your skin and an external heat-binding layer of merino wool that has gone through SuperWash and anti-moth treatments.

#### FEATURES AND TECHNOLOGIES:

- Flat seams



Grey (09), Red (30)

### LYNX X SVALA MERINO URBAN BEANIE

665308 • S, M, L

#### DESCRIPTION:

Extra fine Merino beanie, equally at home in the city, the forest or whatever the temperature or time of year. There is no prickliness or itching under this beanie there is no hair itching thanks to the natural properties of Merino wool.

#### FEATURES AND TECHNOLOGIES:

- Fold over cuff



Black (90)

### LYNX X SVALA MERINO LOUNGE PANTS

659146 • 2XS, XS, S, M, L, XL, 2XL, 3XL

#### DESCRIPTION:

Elastic and cosy Merino pants for leisure. They are actually so Trendy that you want to wear them at town and everywhere. These pants are made of 100% high-quality Merino wool knit.

#### FEATURES AND TECHNOLOGIES:

- Unisex
- Elastic waistband
- Slim-fit
- Flat seams
- Side pockets



Black (90)

### LYNX X SVALA MERINO SOCKS

667116 • S, M, L, XL

#### DESCRIPTION:

Technical warm merino socks especially for colder conditions.

#### FEATURES AND TECHNOLOGIES:

- Long elastic cuff keeps socks in place.
- The inner surface with comfortable merino terry keeps the feet dry and warm.
- Socks stay dry, odorless and fresh for longer.



Black (90)

### LYNX X SVALA MERINO ACTIVE SOCKS

667117 • S, M, L, XL

#### DESCRIPTION:

Warm Merino Socks for Active riding and varying conditions. The soft Merino knit keeps the feet dry and warm. Socks stay odorless and fresh for longer

#### FEATURES AND TECHNOLOGIES:

- Elastic structure of cuff keeps socks in place.
- Seamless foot prevents abrasion

# RIDE WITH YOUR TRIBE. AHEAD OF THE PACK.



Your blood pumping through the veins. Your heart pounding with excitement. The unbreakable concentration from start to finish. Your eye firmly on the prize: crossing the line and earning your place on the podium. It's the winning spirit you take from the track to your team - and the right riding gear that gives you the edge.

Carry your team colors proudly! Snowmobile racing is more than just a passion: it requires tenacity, commitment, and adequate apparel. The Lynx Racing clothing, made out of high-quality materials, provides you with functional moisture management, warmth and protection every time you hit the track. Add a final touch to your winning look, even in the days between races.

# RACING



## RACING



Autumn Red (14), Fire Red (06)

**LYNX RACE SNOWCROSS JACKET**

650154 • XS, S, M, L, XL, 2XL

**DESCRIPTION:**

- Racing look shell.

**FEATURES AND TECHNOLOGIES:**

- Watertight zippers throughout.
- 2 large pockets at front.
- Front and rear zippered vent

**PERFORMANCE**

WATERPROOFNESS



BREATHABILITY



WARMTH NON-INSULATED



Autumn Red (14), Fire Red (06)

**LYNX RACE JERSEY**

660051 • S, M, L, XL, 2XL, 3XL

**DESCRIPTION:**

- Semi-fitted V-neck jersey.

**FEATURES AND TECHNOLOGIES:**

- 100% Polyester.
- Quick-dry fabric.
- Antibacterial, moisture-wicking fabric.
- Sublimated print.
- Rib at collar and cuffs.
- Underarm gusset for ease of movements.
- Jersey longer at back to easily enter it in riding pants.



Autumn Red (14), Fire Red (06)

**LYNX RACE SNOWCROSS PANTS**

651142 • XS, S, M, L, XL, 2XL

**DESCRIPTION:**

- Shell pants with a LYNX racing look.

**FEATURES AND TECHNOLOGIES:**

- 85% Polyester, 13% Nylon, 2% aramid fiber
- Reinforcement fabric at in-seam and high wear areas.
- Higher back and lower front shape for optimal comfort.
- Pre-shaped knees.
- Extra grip stripes added to seating area.
- D-rings at crotch and at waist.

**PERFORMANCE**

WATERPROOFNESS



BREATHABILITY



WARMTH NON-INSULATED



Mixed Color (18)

**LYNX WARM-UP JACKET**

652020 • Onesize

**DESCRIPTION:**

- Warm coat to wear over.
- Use by the Lynx racing team members.

**FEATURES AND TECHNOLOGIES:**

- One size
- Fixed hood and spacious pockets on both sides.
- Lynx Racing spirited design

**WINTER'S NOT A SEASON.  
IT'S A LIFESTYLE.**

**ACTIVE**

**LYNX**

**Keep your engine running all year round!**

When snow turns to slush and trails turn to tracks, it's time to train. In the gym. On the bike. Through the woods. Counting down the days to that first fresh fall. Muscles burning. Longing for the cool breeze on your face. You can almost feel it. Not long now. Winter is almost here.

## ACTIVE

The original Lynx Active range sees you through off-season, dialing up the technical details that keep your engine running all year round. You will stay comfortable and protected from the top of

the mountain down to the trails and in different activities. From jerseys to keep you dry and prevent overheating to lightweight, breathable and waterproof outerwear, you are ready to go!



Black (90) **NEW**,  
Grey (09)

**LYNX ACTIVE CAP**

**665287** • Onesize

**DESCRIPTION:**

Light weight cap for off-season activities.

**FEATURES AND TECHNOLOGIES:**

- 97% polyester 3% elastane



Black (90), Grey (09)

**LYNX ACTIVE JACKET**

**650148** • XS, S, M, L, XL, 2XL, 3XL

**DESCRIPTION AND TERRAIN:**

Lynx Active jacket is lightweight, waterproof and breathable jacket for all-purpose use, for example cycling, hiking and trail running.

**FEATURES AND TECHNOLOGIES:**

- Long-lasting weather protection
- Waterproof & breathable
- Cycling specific fit
- Back and underarm ventilation with mesh inserts
- Hand pocket for easy access (jacket can be packed into pocket)
- Reflective prints for visibility



Black (90), Grey (09)

**LYNX ACTIVE PANTS**

**651136** • XS, S, M, L, XL, 2XL, 3XL

**DESCRIPTION AND TERRAIN:**

Lynx Active pants for all-purpose use, for example cycling, hiking and trail running. These performance pants provide comfort when pedalling with light weight stretch fabric and many technical features. Pants for ultimate comfort when riding downhill and trail.

**FEATURES AND TECHNOLOGIES:**

- Dirt and water-repellent, breathable
- Stretch softshell fabric with elastic panels
- Pre-shaped fit for optimal ride comfort and use with knee pads
- Tapered fitting
- Hand pockets with zippers
- Zipped security pocket on leg
- Full length side zippers to be used for ventilation also
- Lynx logo details

**LYNX ACTIVE PERFORMANCE LS**

**660052** • S, M, L, XL, 2XL, 3XL

**DESCRIPTION:**

- Durable long sleeves Performance T-Shirt.

**FEATURES AND TECHNOLOGIES:**

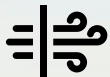
- 86% Coconut Polyester, 16% Spandex.
- Relax fit.
- Raglan sleeve.
- Moisture-wicking, to stay dry and comfortable.
- Naturally anti-odor.
- Antimicrobial.
- UV protection.
- Thumb hole at sleeves.
- Heat transfer Lynx Active logo

# ADVEX HELMET

## KEY BENEFITS



HEATED AND NON HEATED



HIGH AIRFLOW



DOT AND ECE CERTIFIED

## USAGE

ACTIVE TRAIL RIDERS

VARYING WEATHER

## PRODUCT PERFORMANCE



WARMTH



AIRFLOW



LIGHTWEIGHT



## GRAPHICS

BRP Branded



Lynx Branded



## TYPES

Full electric

Standard





# ADVEX HELMET KEY TECHNOLOGIES

## HEAT DISTRIBUTION



## AIRFLOW



## NOISE CANCELLING



## JET STYLE



## COMM INTEGRATION



## REAR LIGHT



## WHY CHOOSE THE ADVEX?

Think of the convenience of a modular helmet with all the features of a full face Helmet. A perfect helmet for more active trail riders, you can control your air intake, and always ride fog free due to the hot air exhaust. Not only does this helmet have noise cancelling pads, back light a heated sun visor garage and removable peak but it ALSO comes comms ready and flashlight ready!

HELMETS

ADVEX



Fire Red (06)

**LYNX ADVEX SPORT RADIANT HELMET (DOT/ECE)**

664071 • XS, S, M, L, XL, 2XL, 3XL



Black (90), Orange (12), White (01)

**ADVEX SPORT RADIANT HELMET**

929081, 929126, 929130

XS, S, M, L, XL, 2XL, 3XL

**ADVEX SPORT RADIANT HELMET FEATURES AND TECHNOLOGIES:**

- Advex Sport Radiant Helmet (DOT/ECE) with M-FORGE Composite shell.
- Amplified heated visor visor with pivot contact system with integrated adjustable vent
- Sun visor heated chamber.
- eLinQ rear magnet connector.
- Lightweight battery-less rear LED light for added rider safety.
- Optional VIBE Mesh made for winter integrated communication system, with never lose power feature when plugged in
- 1895 g ± for size large.
- 1965 g ± for size large with peak
- D.O.T. and ECE 2206 certified



Autumn Red (14)

**LYNX ADVEX SPORT HELMET (DOT/ECE)**

664070 • XS, S, M, L, XL, 2XL, 3XL



Black (90), Orange (12), White (01)

**ADVEX SPORT HELMET**

929079, 929125, 929129

XS, S, M, L, XL, 2XL, 3XL

**ADVEX SPORT HELMET FEATURES AND TECHNOLOGIES:**

- Dual lens anti-fog visor with integrated adjustable vent
- Optional VIBE Mesh made for winter integrated communication system
- 1825 g ± for size large.
- 1895 g ± for size large with peak
- D.O.T. and ECE 2206 certified

**ADVEX HELMET – COMMON FEATURES AND TECHNOLOGIES:**

- 4-year limited warranty.
- Lightweight M-FORGE® Composite shell.
- Innovative and safe full-face access opening.
- Adjustable and easily removable peak.
- Retractable amber sun visor for the best vision in snow conditions.
- Prescription eyeglasses friendly.
- Adjustable humidity extractor vents.
- NCS System: Reduces noise.
- Optional side LED utility light.
- Neck skirt to reduce air intrusion.
- Humidity control with a breath guard mask system.
- Operate all features with gloved hands.
- 2 shell sizes and 4 EPS sizes for a better fit and comfort.
- Ratcheting quick-release chin strap.
- Recyclable helmet shell for minimal environmental impact.
- Aerodynamic shape to reduce neck fatigue.

## HELMETS

## OXYGEN



NEW

Black (90), Matte Black (93)

**OXYGEN FLOW HELMET (DOT)****929087** • XS, S, M, L, XL, 2XL, 3XL**OXYGEN FLOW HELMET FEATURES AND TECHNOLOGIES:**

- Visor equipped with an adjustable ventilation system to adjust the temperature inside the helmet according to the weather conditions. Our tests have shown a temperature reduction up to 10°C compared to the visor without a vent.
- Includes a rear removable curtain and a vent in the chin curtain for extra airflow
- Lightweight M-FORGE® Composite shell
- Neck skirt to reduce air intrusion.
- 1850 g ± for size large.



NEW

Black (90)

**OXYGEN FLOW CARBON HELMET (DOT)****929095** • XS, S, M, L, XL, 2XL, 3XL**OXYGEN FLOW CARBON HELMET FEATURES AND TECHNOLOGIES:**

- Visor equipped with an adjustable ventilation system to adjust the temperature inside the helmet according to the weather conditions. Our tests have shown a temperature reduction up to 10°C compared to the visor without a vent.
- Lightweight CARBON M-FORGE® Composite shell
- Large neck skirt with vent.
- Rear removeable curtain
- 1750 g ± for size large.

**OXYGEN CARBON HELMET (DOT)****929028** • XS, S, M, L, XL, 2XL, 3XL**OXYGEN CARBON HELMET FEATURES AND TECHNOLOGIES:**

- Lightweight CARBON M-FORGE® Composite shell
- Large neck skirt with vent.
- Rear removeable curtain
- Unique remote control with visor heat indicators.
- 1750 g ± for size large.

**OXYGEN HELMET – COMMON FEATURES AND TECHNOLOGIES:**

- 4-year limited warranty.
- Adjustable humidity extractor vents.
- Unobstructed panoramic field of vision for an incredible mask-less riding experience.
- Sun visor heated chamber.
- Amplified heated visor with pivot contact system.
- Retractable amber sun visor.
- Prescription eyeglasses friendly.
- Durable anti-fog and anti-scratch coatings.
- NCS System: Reduces noise
- Robust detents allow precise opening adjustments for airflow.
- Optional front LED utility light.
- Lightweight battery-less rear LED light for added rider safety.
- eLinQ rear magnet connector.
- Offered with amber sun visor for best vision in snow conditions.
- Ready to receive the communication system.
- Operate all features with gloved hands.
- 2 shell sizes for better fit and comfort.
- Ratcheting quick-release chin strap.
- Recyclable helmet shell for minimal environmental impact.
- Aerodynamic shape to reduce neck fatigue.
- D.O.T. certified

# COMMUNICATION SYSTEM VIBE BY BRP!

COMMUNICATION SYSTEM BUILT TO INTEGRATE SEAMLESSLY INTO THE ADVEX HELMET.



## ONE-CLICK-TO-CONNECT SIMPLICITY

COMM INTEGRATION

MAGNET EASY INSTALL

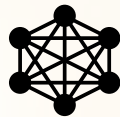
UNLIMITED TALK TIME THROUGH ELINQ

RAPID CHARGING, BATTERY LIFE 8HRS @ -18C

SOUND BY HARMAN KARDON

## AN EXTENSION OF YOUR SLED

The comm system is now connected to the latest BRP hub handle bar system. Control the volume, skip through songs, and check out key info like battery status and mesh channel.



OPEN MESH  
INTERCOM:  
LIMITLESS



BLUETOOTH 5.1



GROUP MESH  
INTERCOM:  
24 RIDERS



INTERCOM  
2 KM / 1 MI



MULTI-LANGUAGE  
VOICE COMMAND



ADVANCED  
NOISE  
CONTROL™

An extension of the vehicle, our comm system built in partnership with Sena for BRP. It fully integrates into the new Advex AND you can ride worry free as the system is fueled by the eLinQ system so, no matter how cold it is... you can chat, listen and ride all day long in comfort. Choose to ride without an electric Advex? Not a problem with twice the standard comm system battery size you can ride up to 8 hr in -18°C.

**NEW**

Matte Black (93)

**VIBE UNIVERSAL COMM SYSTEM BY BRP**

929105 • Onesize

**FEATURES AND TECHNOLOGIES:**

- Sound by harman/kardon®
- Mesh 2.0: Robust Reliability compatible with all Sena Mesh device.
- Largest battery capacity with 8 hours talk time at -18C / -0F
- One-Click-to-Connect simplicity.
- Mesh Intercom™ features superior audio quality.
- 1 antennas for 1.6km line of sight range
- Multi-channel protocol in Open Mesh allows users to switch between 9 comm channels.
- Bluetooth® 5.1 enabled.
- Convenience of voice-activated digital assistant access ("Hey Google"/"Hey Siri").
- 30% faster Rapid-Charging.
- Glove-friendly interface.
- Compatible with all BRP helmets.
- Compatible with numerous new BRP snowmobile handle bar control to mute / unmute, volume up or down and information display such as the battery status and mesh channel.

Matte Black (93)

**VIBE COMMUNICATION SYSTEM BY BRP**

929086 • Onesize

**FEATURES AND TECHNOLOGIES:**

- VIBE Bluetooth Comm System with superior audio quality for the Advex helmet.
- Sound by harman/kardon®
- Mesh 2.0: Robust reliability compatible with all Sena Mesh devices.
- One-Click-to-Connect simplicity.
- Mesh Intercom™ features superior audio quality.
- 2 antennas for 3km line of sight range
- Multi-channel protocol in Open Mesh allows users to switch between 9 comm channels.
- Bluetooth® 5 enabled.
- Convenience of voice-activated digital assistant access ("Hey Google"/"Hey Siri").
- 30% faster Rapid-Charging.
- Glove-friendly interface.
- Compatible with all Advex helmets.
- Never run out of power when installed in Advex Radiant helmet version.

# PYRA HELMET (DOT/ECE)

## KEY BENEFITS



LIGHTWEIGHT



AFFORDABLE



DOT AND ECE  
CERTIFIED

## USAGE

DEEP SNOW,  
RACING

## PRODUCT PERFORMANCE



WARMTH



AIRFLOW



LIGHTWEIGHT



929041 • XS, S, M, L, XL, 2XL, 3XL

### DESCRIPTION:

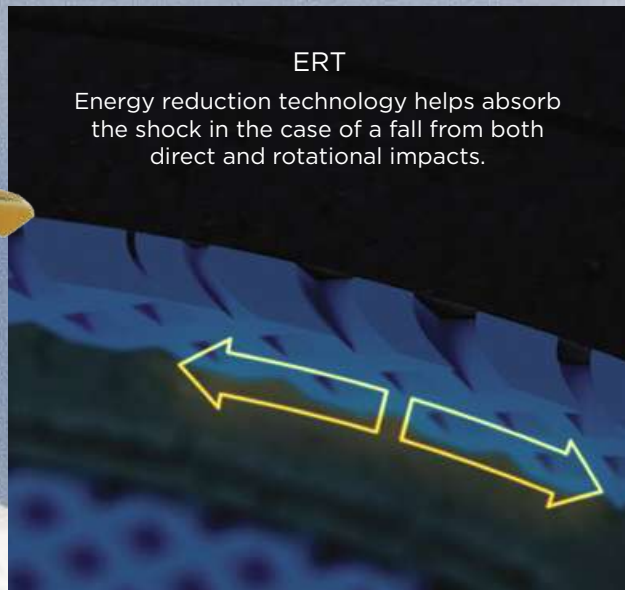
- Pyra Helmet (DOT/ECE) with plastic Composite shell.

### FEATURES AND TECHNOLOGIES:

- 4-year limited warranty.
- Advanced plastic composite shell with rotational impact absorbing system (ERT).
- Adjustable peak system.
- Removable wind deflector
- Front and rear hi-max air vent system to maximize cooling.
- Removable, washable and replaceable moisture-wicking liner.
- Lightweight double-D chin strap.
- Weight: ±1310 grams for size Large
- DOT/ECE 2206 certified.

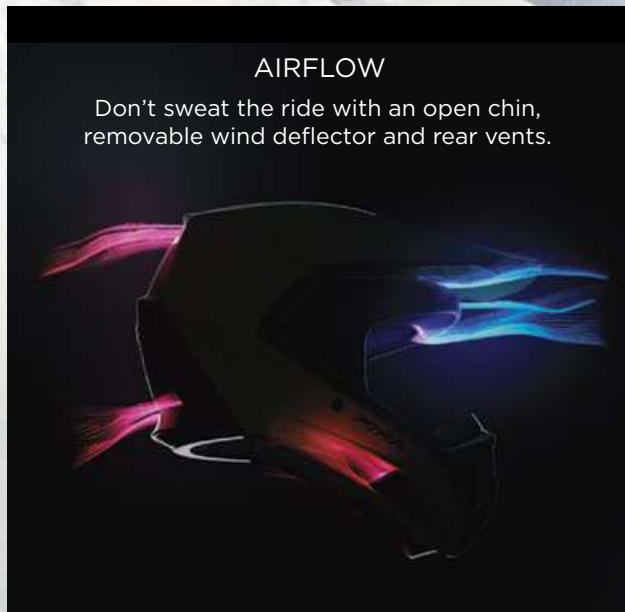
## ERT

Energy reduction technology helps absorb the shock in the case of a fall from both direct and rotational impacts.



## AIRFLOW

Don't sweat the ride with an open chin, removable wind deflector and rear vents.



929041  
Yellow (10)



929041  
Red (30)



929041  
Indigo Blue (82)



929041  
Charcoal Grey (07)



929041  
Grey (09)

# EXOME HELMET

## KEY BENEFITS



HEATED AND  
NON HEATED



FOG FREE



CERTIFIED  
DOT

## USAGE

TRAIL

## PRODUCT PERFORMANCE



WARMTH



AIRFLOW



LIGHTWEIGHT

### EXOME HELMET (DOT)

929035 • XS, S, M, L, XL, 2XL, 3XL  
929074 • XS, S, M, L, XL, 2XL, 3XL

#### DESCRIPTION:

- Exome Helmet (DOT) with plastic Composite shell.

#### FEATURES AND TECHNOLOGIES:

- 4-year limited warranty.
- Advanced plastic composite shell
- Modular helmet
- Breath Evac fog-resistant mask system.
- Dual lens anti-fog visor.
- Offered with amber sun visor for best vision in snow conditions.
- 2 shell sizes for better fit and comfort.
- Quick-release chin strap.
- Eyeglasses ready.
- Includes 5 absorbent pads for the breath Evac mask
- D.O.T. certified

### EXOME SPORT HELMET (DOT)

929036 • XS, S, M, L, XL, 2XL, 3XL

#### DESCRIPTION:

- Exome Sport Helmet (DOT) with plastic Composite shell.

#### FEATURES AND TECHNOLOGIES:

- 4-year limited warranty.
- Advanced plastic composite shell
- Modular helmet
- Breath Evac fog-resistant mask system.
- Removeable peak
- Dual lens anti-fog visor.
- Offered with amber sun visor for best vision in snow conditions.
- 2 shell sizes for better fit and comfort.
- Quick-release chin strap.
- Eyeglasses ready.
- Includes 5 absorbent pads for the breath Evac mask
- D.O.T. certified

### EXOME SPORT RADIANT HELMET (DOT)

929037 • XS, S, M, L, XL, 2XL, 3XL

#### DESCRIPTION:

- Exome Sport Radiant Helmet (DOT) with plastic Composite shell.

#### FEATURES AND TECHNOLOGIES:

- 4-year limited warranty.
- Advanced plastic composite shell
- Modular helmet
- Breath Evac fog-resistant mask system.
- Removeable peak
- Dual lens Radiant electric heated anti-fog visor.
- Offered with amber sun visor for best vision in snow conditions.
- 2 shell sizes for better fit and comfort.
- Quick-release chin strap.
- Eyeglasses ready.
- Includes 5 absorbent pads for the breath Evac mask
- D.O.T. certified

### EXOME HELMET (DOT)



929035  
Black (90)



929074  
White (01)

### AIRFLOW

The optimized mask system sucks out the moisture within your helmet for a fog free experience. The vents also allow for you to customize the air intake easily.

### MODULARITY

This modular helmet makes it easy for you to talk, eat and ride without taking your helmet off! Open the visor, the chin and the interior mask to adapt to your ride.



### EXOME SPORT HELMET (DOT)



929036  
Yellow (10)



929036  
Red (30)



929036  
Indigo Blue (82)



929036  
Charcoal Grey (07)



929036  
Grey (09)

### EXOME SPORT RADIANT HELMET (DOT)



929037  
Yellow (10)



929037  
Red (30)



929037  
Indigo Blue (82)



929037  
Charcoal Grey (07)



929037  
Grey (09)

## HELMETS

## RADIEN



Black with Graphics (94)

### LYNX RADIEN 2.0 RACE EDITION (DOT/ECE)

664056 • XS, S, M, L, XL, 2XL

#### DESCRIPTION:

The Lynx Radien snocross-style helmet delivers protection beyond typical helmet performance thanks to its advanced M-FORGE® Composite technology construction.

#### FEATURES AND TECHNOLOGIES:

- The ultimate helmet for lightweight protection and superior rider comfort.
- Double-D closure.
- Face Mask included.
- Soft interior lining material.



Black (90), Red (30), Royal Blue (83)

### RADIEN 2.0 CROSS HELMET (DOT/ECE)

664055 • XS, S, M, L, XL, 2XL

#### DESCRIPTION:

The Lynx Radien snocross-style helmet delivers protection beyond typical helmet performance thanks to its advanced M-FORGE® Composite technology construction.

#### FEATURES AND TECHNOLOGIES:

- The ultimate helmet for lightweight protection and superior rider comfort.
- Fidlock closure system.
- Face Mask included.
- Soft interior lining material.



## LYNX RADIEN HELMET REPLACEMENT PARTS



Black (90), Black with Graphics (94), Red (30), Royal Blue (83)

### LYNX RADIEN CROSS HELMET PEAK

669165 • oneseize

#### DESCRIPTION:

Replacement part.



Grey (09)

### LYNX RADIEN CHIN CURTAIN

669167 • Onesize

#### DESCRIPTION:

Soft interior lining material.



Black (90)

### LYNX RADIEN HELMET TEC MASK

669156 • M, L

#### FEATURES AND TECHNOLOGIES:

Replacement part.



Black (90)

### LYNX RADIEN HELMET SPARE SCREW KIT

669148 • Onesize



Grey (09)

### LYNX RADIEN CHEEK PADS

669166 • XS, S, M, L, XL, 2XL

#### DESCRIPTION:

Soft interior lining material.





www.m-forge.com

# THE MATERIAL OF CHOICE FOR PREMIUM HELMETS

LIGHT. STRONG. SUSTAINABLE.



Lightweight



Excellent impact performance



Eco-friendly



# ELINQ

As snowmobilers, we love the freedom our sleds bring us. It's addictive. And that's why we continue to add ways to find more of it in every ride.

eLinQ is an innovative solution that connects your heated gear and accessories to your snowmobile without adding more corded connections.

eLinQ combines your Lynx DESS tether into both a tether and a 12-volt accessory connection in one cord. A magnetic connector mounts to the sled next to the DESS post to provide the electric connection necessary to power any 12-volt accessory like heated shields, gloves, boots, and more.



# FIDLOCK SYSTEM

**FIDLOCK helmet buckles** combine safety with single-handed use and comfort, even with gloves, for innovative head protection. The magnetic, automatic closing mechanism makes fastening a helmet as easy as possible for users. The single handed use allows our helmet buckles for sports, work and other activities to be opened quickly and intuitively.



Black (90), Charcoal Grey (07), Pink (36), Red (30)

**RADIEN 2.0 GOGGLES**

669162 • onesize

**DESCRIPTION:**

Interchangeable lens technology gives you the option to change lenses out on your goggles. Having the option to easily swap lenses if the weather takes a turn means the option to customize your goggle for the most optimal visual experience!  
 Innovative magnetic quick-change lens system with 8 connection points. Anti-fog and anti-smudge coating and wide field of view, both horizontal and vertical. All radien lenses are UVA/UVB protected

**FEATURES AND TECHNOLOGIES:**

- Double cylindrical mirror or grey lens placed in a nano-frame. Additional cylindrical clear lens for low light conditions and goggle pouch included in the package.
- Lynx cypher Graphic design on the strap
- One piece lens concept: nose-guard integrated to the lens
- Innovative magnetic quickchange lens system
- 8 connection points, 16 magnets (placed in frame and lens)
- Wide field of view, both horizontal and vertical
- Anti-fog and anti-smudge coating



Blue (80), Clear (00), Fire Red (06), Gold (11), Green (70), Pink (36), Smoke (57), Yellow (10)

**LYNX RADIEN 2.0 BLACK SPARE LENS (NOSEGUARD)**

669152 • Onesize

**DESCRIPTION:**

Interchangeable lens technology gives you the option to change lenses out on your goggles. Having the option to easily swap lenses if the weather takes a turn means the option to customize your goggle for the most optimal visual experience

**FEATURES AND TECHNOLOGIES:**

- Spare lenses with black frame (noseguard) for Lynx Radien 2.0 goggles. Available on different lens color.
- All radien lenses are UVA/UVB protected.



Chrome (99), Gold (11), Mixed Color (18), Royal Blue (83)

**RADIEN 2.0 SPECIAL EDITION GOGGLES**

669160 • onesize

**DESCRIPTION:**

Interchangeable lens technology gives you the option to change lenses out on your goggles. Having the option to easily swap lenses if the weather takes a turn means the option to customize your goggle for the most optimal visual experience!  
 Innovative magnetic quick-change lens system with 8 connection points. Anti-fog and anti-smudge coating and wide field of view, both horizontal and vertical. All radien lenses are UVA/UVB protected

**FEATURES AND TECHNOLOGIES:**

- Double cylindrical mirror or grey lens placed in a nano-frame. Additional cylindrical clear lens for low light conditions and goggle pouch included in the package.
- Lynx cypher Graphic design on the strap
- One piece lens concept: nose-guard integrated to the lens
- Innovative magnetic quickchange lens system
- 8 connection points, 16 magnets (placed in frame and lens)
- Wide field of view, both horizontal and vertical
- Anti-fog and anti-smudge coating



Clear (00), Yellow (10)

**RADIEN GOGGLES SPARE LENS (BLACK FRAME)**

669142 • Onesize

**DESCRIPTION:**

Interchangeable lens technology gives you the option to change lenses out on your goggles. Having the option to easily swap lenses if the weather takes a turn means the option to customize your goggle for the most optimal visual experience

**FEATURES AND TECHNOLOGIES:**

- Spare lenses with black frame (without nose-guard) for Lynx Radien 2.0 goggles. Available on different lens color.
- All radien lenses are UVA/UVB protected.

# RADIEN INTERCHANGEABLE LENSES CUSTOMIZE YOUR GOGGLE EXPERIENCE!

**Interchangeable lens technology gives you the option to change lenses out on your goggles.** Having the option to easily swap lenses if the weather takes a turn means the option to customize your goggle for the most optimal visual experience!

## HOW TO CHOOSE LENS COLORS?

On brighter days, a darker or mirror lens will help to protect your eyes more from the harsh reflections of the sun on the snow. Flat light conditions require a lens that will allow more light through so you can use all the available light to your advantage. Medium tint lenses are made to be adaptable to a variety of

conditions. Lightly tinted lenses allow as much light in as possible and provides you with enhanced contrast throughout those darker days and snowfall. Clear lenses also for snowfall and dark conditions.

**All Radien lenses are UV (UVA/UVB) protected.**



**Smoke**  
VLT 6.83%



Smoke lens tint ideal for very bright and sunny conditions.

**Fire mirror**  
VLT 19.94%



Amber base lens tint with multi-layer red mirror designed to filter out blue light for enhanced shadow contrast in moderately flat light conditions.

**Blue mirror**  
VLT 18.93%



Designed to reduce overall brightness while preserving 100 percent normal color recognition.

**Pink mirror**  
VLT 22.94%



Designed to reduce overall brightness while preserving 100 percent normal color recognition.

**Green mirror**  
VLT 33%



Designed to reduce overall brightness while preserving 100 percent normal color recognition.

**Fire mirror**  
VLT 19.94%



**FOR ENHANCED SHADOW CONTRAST**  
Amber base lens tint with multi-layer red mirror designed to filter out blue light for enhanced shadow contrast in moderately flat light conditions.

**Yellow**  
VLT 61.65%



A vibrant lens tint with light silver mirror that increases visual acuity in extremely flat and low light conditions.

**Gold**  
VLT 74.13%



Light rose base lens tint with a multi-layer gold mirror enhances color definition and increases depth perception in varying levels of low-light conditions.

**Yellow**  
VLT 61.65%



A vibrant lens tint with light silver mirror that increases visual acuity in extremely flat and low light conditions.

**Clear**  
VLT 83%



The ideal lens for dark, night-time use and snowfall conditions.

**Yellow**  
VLT 61.65%



A vibrant lens tint with light silver mirror that increases visual acuity in extremely flat and low light conditions.

**Clear**  
VLT 83%



The ideal lens for dark, night-time use and snowfall conditions.



## HANDWEAR



Black (90), Fire Red (06)

**STAMINA EXPEDITION GLOVES****669051** • XS, S, M, L, XL, 2XL, 3XL**DESCRIPTION AND TERRAIN:**

- Extra warm gloves for comfort in all riding conditions.
- Use for trail and deep snow riding.

**FEATURES AND TECHNOLOGIES:**

- Top hand: 200 g PrimaLoft® Gold
- Palm: 133g PrimaLoft® Gold.
- Waterproof, windproof and breathable glove insert.
- Naturally moisture-wicking and antimicrobial wool blend lining.
- Leather palm and fingers with grip reinforcement.
- Touch screen index finger.
- Nose wipe on thumb.



Black (90)

**LYNX QUANTUM LITE GLOVES****666041** • XS, S, M, L, XL, 2XL, 3XL**DESCRIPTION:**

Gloves for high-activity riding in warm conditions. Lightweight, windproof warmth, and ultimate breathability.

**FEATURES AND TECHNOLOGIES:**

- Genuine Goat leather palm with grip reinforcement.
- Waterguard membrane.
- Adjustable Velcro tab at wrist.
- Reflective detailing.



Black (90), Fire Red (06)

**STAMINA CLAW MITT****669052** • XS, S, M, L, XL, 2XL, 3XL**DESCRIPTION AND TERRAIN:**

- Extra warm claw mitts for comfort in all riding conditions.
- Use for trail, crossover and adventure

**FEATURES AND TECHNOLOGIES:**

- Waterproof, windproof and breathable glove insert.
- Naturally moisture-wicking and antimicrobial wool blend lining.
- Leather palm and fingers with grip reinforcement.
- Touch screen index finger.
- Nose wipe on thumb.



Black (90)

**LYNX QUANTUM 2.0 GLOVES STX****666044** • XS, S, M, L, XL, 2XL**DESCRIPTION AND TERRAIN:**

Light and warm gloves for Deep snow riding.

**FEATURES AND TECHNOLOGIES:**

- Sympatex insert with 100% waterproof, windproof and breathability.
- Full leather fingers and palm for perfect fit and feel.
- 2 layer Shell fabric with Sympatex insert. Thinsulate (40g) insulation.
- Micro Active lining.
- Full leather fingers.
- Powder Cuff, Wristband, Stopper system.
- Pull and penetrate loop.



Black with Graphics (94)

**LYNX ACTIVE GLOVES****660047** • S, M, L, XL, 2XL, 3XL**DESCRIPTION:**

A lightweight glove without insulation for warm weather riding or for hand protection during short stops. Perfect also for off-season activities.



Black (90)

**LYNX STAMINA 2.0 GLOVES****666045** • XS, S, M, L, XL, 2XL**DESCRIPTION AND TERRAIN:**

Warm performance gloves for riding trail and off trail. These gloves with Sympatex insert and mid-weight insulation to keep you warm and dry in varying conditions.

**FEATURES AND TECHNOLOGIES:**

- Waterproof and breathable gloves with durable shell material.
- Warm PrimaLoft insulation.
- Pre-curved shape for optimal fit.
- Long, adjustable gauntlet.
- Hanging loops.

## BAGS

## BY OGIO



Black (90)

### LYNX ROLLER GEAR BAG BY OGIO

668116 • Onesize

#### FEATURES AND TECHNOLOGIES:

- Top zippered wet/dry pocket
- Large main compartment with easy access opening to all gear
- Large end boot pocket
- Fold out changing mat
- Telescoping pull handle
- Heavy duty SKID chassis with easy glide wheels
- Lynx and Ogio branded



Black (90)

### LYNX DUFFLE BACKPACK BY OGIO

668119 • Onesize

#### FEATURES AND TECHNOLOGIES:

- Large main compartment with U-shaped zipper for easy access
- 2 side pockets (Shoe storage and wet/dry area)
- 1 front pocket with mesh organizer areas
- Shoulder harness with built in grab handles
- Mesh water bottle holder

HEADWEAR



**NEW**  
Autumn Red (14), Black (90)

**LYNX SIGNATURE KNIT BEANIE**  
665450 • Onesize

**DESCRIPTION:**  
Lifestyle hat with Lynx logo.

- FEATURES AND TECHNOLOGIES:**
- 100% Acrylic.
  - Hat with Lynx knit logo and patches.
  - Foldover cuff.



**NEW**  
**NEW COLORS:** Charcoal Grey (07), Orange (12), Wine (32)  
Autumn Red (14), Black (90), Royal Blue (83)

**LYNX REVERSIBLE BEANIE**  
665300 • Onesize

2 in 1 reversible beanie.

- FEATURES AND TECHNOLOGIES:**
- 95% Acrylic, 4% Nylon, 1% Spandex
  - Knit in Lynx logos.



**NEW**  
Mixed Color (18), Wine (32), Black (90), Fire Red (06)

**LYNX RE CAP**  
665296 • Onesize

**DESCRIPTION:**  
Cap with Lynx Racing spirit.

- FEATURES AND TECHNOLOGIES:**
- 100% cotton



Black (90), Coral (13), Heather Grey (27)

**LYNX SIGNATURE BEANIE**  
665301 • Onesize

**DESCRIPTION:**  
Lifestyle hat with Pom-Pom and woven Lynx logo.

- FEATURES AND TECHNOLOGIES:**  
Knitted hat with micro fleece lining.



Blue (80), Orange (12)

**LYNX KIDS BEANIE**  
665330 • onesize

**DESCRIPTION:**  
Lifestyle hat for kids with Pom-Pom and woven Lynx logo.

- FEATURES AND TECHNOLOGIES:**  
Knitted hat with micro fleece lining.



Black (90), Red (30)

**LYNX SIGNATURE CAP**  
665297 • Onesize

**DESCRIPTION:**  
Trendy Cap with Lynx Signature graphics.



Black (90), Fire Red (06), Heather Grey (27), Teal (74)

**LYNX LANDING HAT**  
665309 • onesize

**DESCRIPTION:**  
• Lifestyle hat with the Lynx logo.

- FEATURES AND TECHNOLOGIES:**
- 95% Acrylic, 4% Nylon, 1% Spandex.
  - Foldover cuff.



Black (90), Fire Red (06)

**LYNX PREMIUM FLAT CAP**  
665045 • onesize

**DESCRIPTION:**

- Flat cap with an embroidery at front.
- Perfect to wear everyday.

- FEATURES AND TECHNOLOGIES:**
- Black and Indigo Blue: 100% Cotton.
  - White: 60% Cotton, 40% Polyester.
  - Adjustable twill cap.
  - Lynx Camo design



Black (90), Burgundy (35)

**LYNX SIGNATURE CAP**  
665313 • onesize

**DESCRIPTION:**

- Cap with signature logo
- Perfect to wear everyday.

- FEATURES AND TECHNOLOGIES:**
- 100% Cotton.
  - Plastic adjustment at back.
  - Lynx embroidery logo at front.

## HEADWEAR



Black (90)

**LYNX X SVALA TUNDRA BALACLAVA****665302** • 2XS, XS, S, M, L, XL**DESCRIPTION:**

The most protective hood in Windproof hood range, which allows you to get active even in the coldest conditions.

**FEATURES AND TECHNOLOGIES:**

- Coolmax fabric on top of head breathes and transports moisture.
- Wind and waterproof double layer special knit with warm fleece on the inside, neck and throat.
- Longer collar part protects neck/chin well.
- All seams are flat sewn for comfortable to wear.



Black (90)

**LYNX X SVALA BASE BALACLAVA****665305** • 2XS, XS, S, M, L, XL**DESCRIPTION:**

This shaped wind-protective helmet hood is ideal for snowmobiling, wherever you're going.

**FEATURES AND TECHNOLOGIES:**

- Longer collar part protects neck/chin well.
- The balaclava keeps its shape and sits firmly in place without slipping down.
- The forehead, ears, chin, neck and neck are all protected with our special windproof fabric that is both breathable and moisture-wicking
- Coolmax fabric around the head and forehead breathes and transfers moisture away from the skin.



Black (90)

**LYNX X SVALA HYBRID BALACLAVA****665304** • 2XS, XS, S, M, L, XL**DESCRIPTION:**

Highly versatile Balaclava, that is ideal for winter use and variety of conditions and functions.

**FEATURES AND TECHNOLOGIES:**

- Hinged hood effectively protects the face from the cold.
- Hood can be easily pull down out of the way, the head area folded back or pulled under the chin.
- The seam placement has been refined
- Constructed with combination of materials all in the name of comfort.



Black (90)

**LYNX X SVALA RACE BALACLAVA****665303** • 2XS, XS, S, M, L, XL**DESCRIPTION:**

This shaped wind-protective helmet hood is ideal for racing and active riding.

**FEATURES AND TECHNOLOGIES:**

- Hood is windproof and breathable.
- Coolmax fabric breathes and transfers moisture away from the skin.
- Keeps its shape perfectly
- All seams are flat sewn for the comfort.



Black (90)

**LYNX STAMINA FUR HAT****665340** • S/M, L/XL**DESCRIPTION:**

- Insulated hat for optimized warmth.

**FEATURES AND TECHNOLOGIES:**

- 90% Polyester, 10% Wool.
- Lined with Sherpa.
- Lynx fold up label at back.
- Adjustable clip attachment.

**SPORTSWEAR**



**NEW**

Black (90), Charcoal Grey (07), Mixed Color (18)

**LYNX RE T-SHIRT MEN'S**

**662285** • S, M, L, XL, 2XL, 3XL

**DESCRIPTION:**

Lynx T-Shirt.

**FEATURES AND TECHNOLOGIES:**

- 95% cotton 5% spandex
- Lynx RE artwork at front.
- Crew neck.
- Mixed color option with Rave GLS Anniversary graphics

**RE**



**NEW**

Black (90)

**LYNX RE LONG SLEEVE**

**660170** • S, M, L, XL, 2XL, 3XL

**DESCRIPTION:**

Crew neck long sleeves shirt.

**FEATURES AND TECHNOLOGIES:**

- 95% cotton 5% spandex
- Lynx Racing Graphic at front.

**MEN**



**NEW**

Lynx RE Micro-Fleece  
**659402**  
Fire Red (06), Grey (09)

**WOMEN**



**NEW**

Charcoal Grey (07), Wine (32)

**LYNX RE T-SHIRT WOMEN'S**

**662280** • XS, S, M, L, XL, 2XL

**DESCRIPTION:**

Crew neck T-Shirt.

**FEATURES AND TECHNOLOGIES:**

- 95% cotton 5% elastane
- Squared graphic at front.



**NEW**

Grey (09), Sand (03)

**LYNX RE ZIP-UP HOODIE**

**659270** • S, M, L, XL, 2XL, 3XL

**DESCRIPTION:**

Heavy weight fleece for maximum warmth.

**FEATURES AND TECHNOLOGIES:**

- 96% Polyester, 4% Spandex.
- Adjusted fit.
- Lynx Racing graphics and details.



**NEW**

Lynx RE Micro Fleece W  
**659401**  
Fire Red (06), Heather Charcoal (29)

**LYNX RE MICRO-FLEECE**

**Lynx RE Micro-Fleece 659402**  
S, M, L, XL, 2XL, 3XL

**Lynx RE Micro Fleece W 659401**  
XS, S, M, L, XL, 2XL

**DESCRIPTION:**

Mid weight microfleece excellent for warmth as a second layer.

**FEATURES AND TECHNOLOGIES:**

- 100% polyester micro fleece.
- Moisture-wicking fabric.
- Zippered hand pockets.
- Lynx Racing graphics and details.
- Lynx embossed binding at collar, cuff and hem.





Fire Red (06), Heather Charcoal (29),  
Indigo Blue (82)

### LYNX RE MICRO-FLEECE

659163 • S, M, L, XL, 2XL, 3XL

#### DESCRIPTION:

Mid weight microfleece excellent for warmth as a second layer.

#### FEATURES AND TECHNOLOGIES:

- Moisture-wicking fabric.
- Zippered hand pockets.
- Lynx Racing graphics and logos



Black (90), Charcoal Grey (07), Fire Red (06)

### LYNX RE ZIP-UP

659162 • S, M, L, XL, 2XL, 3XL

#### DESCRIPTION:

Heavy weight fleece for maximum warmth.

#### FEATURES AND TECHNOLOGIES:

- 96% Polyester, 4% Spandex.
- Adjusted fit.
- 2 side pockets.
- Thumb hole.
- Lynx Racing logos



Fire Red (06), Indigo Blue (82)

### LYNX RE FLEECE JACKET JUNIOR

661020 • 5-6, 7-8, 10-12, 14-16

#### DESCRIPTION:

Mid weight microfleece excellent for warmth as a second layer.

#### FEATURES AND TECHNOLOGIES:

- Moisture-wicking fabric
- 2 hand pockets
- Lynx Racing graphics and logos



Black (90)

### "LIMITED EDITION" LYNX RIDER T-SHIRT

662095 • XS, S, M, L, XL, 2XL, 3XL

#### DESCRIPTION:

Trendy T-shirt with Lynx limited edition graphics.

**SPORTSWEAR**

**SIGNATURE**



**NEW**

Black (90), Wine (32)

**LYNX SIGNATURE ZIP-UP HOODIE MEN'S**

659275 • S, M, L, XL, 2XL, 3XL

**DESCRIPTION:**

Semi-fitted hooded sweatshirt with zip-up.

**FEATURES AND TECHNOLOGIES:**

- 60% Cotton, 40% Polyester.
- Lynx print at chest.
- Full zip.
- Dropped sleeves.
- Rib at cuffs and hem.
- Drawstring hood.
- Split kangaroo pocket

**MEN**

**WOMEN**



Charcoal Grey (07) Beige (02)

**LYNX SIGNATURE TEDDY FLEECE JACKET**

Signature Teddy Fleece Jacket  
659160

S, M, L, XL, 2XL, 3XL

Signature Teddy Fleece Jacket W  
659161

XS, S, M, L, XL, 2XL

**DESCRIPTION AND TERRAIN:**

- Sweatshirt.
- Use everyday and as a mid layer on trails.

**FEATURES AND TECHNOLOGIES:**

- 100% Polyester with anti-microbial.
- Heavy weight fleece for maximum warmth.
- Adjusted fit.
- Lynx embroidery logo at front chest.
- Handwarmer kangaroo pockets.



**NEW**

Black (90), Wine (32)

**LYNX SIGNATURE T-SHIRT MEN'S**

662290 • S, M, L, XL, 2XL, 3XL

**DESCRIPTION:**

Casual T-Shirt for everyday wear.

**FEATURES AND TECHNOLOGIES:**

- 95% cotton 5% spandex
- Lynx artwork at center front.



Black (90), Dark Navy (16), Smoke (57)

**LYNX SIGNATURE T-SHIRT**

662120 • S, M, L, XL, 2XL, 3XL

**DESCRIPTION:**

Casual T-Shirt for everyday wear.

**FEATURES AND TECHNOLOGIES:**

- 100% Cotton.
- Lynx artwork at center front.



Black (90), Heather Charcoal (29)

**LYNX SIGNATURE CREW SWEATSHIRT**

659173 • S, M, L, XL, 2XL, 3XL

**DESCRIPTION:**

Signature sweatshirt with Lynx logo.

**FEATURES AND TECHNOLOGIES:**

- 60% Cotton, 40% Polyester.
- Relaxed fit.
- Dropped, set-in sleeves.
- Rib on collar, cuffs and hem.
- Printed Lynx logo



Black (90), Smoke (57)

**LYNX SIGNATURE "GRAPHICS" T-SHIRT**

662121 • S, M, L, XL, 2XL, 3XL

**DESCRIPTION:**

Casual T-Shirt for everyday wear.

**FEATURES AND TECHNOLOGIES:**

- 100% Cotton.
- Squared artwork at center front.

## SPORTSWEAR

## SIGNATURE



Black (90), Navy (89)

**LYNX SIGNATURE LS SHIRT**

**660055** • XS, S, M, L, XL, 2XL, 3XL

**DESCRIPTION:**

Long sleeve t-shirt with classic Lynx print.

**FEATURES AND TECHNOLOGIES:**

- Crew neck long sleeves T-Shirt
- Lynx Graphic at Back



Black (90), Heather Charcoal (29)

**LYNX SIGNATURE LS SHIRT**

**660038** • XS, S, M, L, XL, 2XL, 3XL

**DESCRIPTION:**

Long sleeve t-shirt with classic Lynx print.

**FEATURES AND TECHNOLOGIES:**

- Crew neck long sleeves T-Shirt
- Graphic at front



Navy (89), Smoke (57)

**LYNX SIGNATURE ZIP-UP HOODIE**

**659164** • S, M, L, XL, 2XL, 3XL

**DESCRIPTION:**

- Semi-fitted hooded sweatshirt.

**FEATURES AND TECHNOLOGIES:**

- 60% Cotton, 40% Polyester.
- Lynx print at chest.
- Dropped sleeves.
- Rib on cuffs and hem.
- Drawstring hood.
- Handwarmer kangaroo pocket.



Deep Purple (42), Navy (89)

**LYNX SIGNATURE LS SHIRT W**

**660056** • XS, S, M, L, 2XL

**DESCRIPTION:**

Crew neck long sleeves T-Shirt.

**FEATURES AND TECHNOLOGIES:**

- Lynx Graphic at back



Black (90), Heather Charcoal (29)

**LYNX SIGNATURE LS SHIRT W**

**660037** • XS, S, M, L, XL, 2XL

**DESCRIPTION:**

Long sleeve t-shirt for ladies with classic Lynx print.

**FEATURES AND TECHNOLOGIES:**

- Crew neck long sleeves T-Shirt
- Graphic at front



Deep Purple (42), Heather Grey (27)

**LYNX SIGNATURE ZIP-UP HOODIE W**

**659165** • XS, S, M, L, XL, 2XL, 3XL

**DESCRIPTION:**

Semi-fitted hooded sweatshirt.

**FEATURES AND TECHNOLOGIES:**

- 60% Cotton, 40% Polyester,.
- Full zip.
- Split, inset kangaroo hand pocket.
- Rib on cuffs and hem.
- Drawstring hood.

## SPORTSWEAR

## PREMIUM



Camo (37), Smoke (57)

**LYNX PREMIUM PULLOVER HOODIE**  
**659171** • S, M, L, XL, 2XL, 3XL
**DESCRIPTION:**

Comfortable Premium Pullover hoodie.

**FEATURES AND TECHNOLOGIES:**

- 72% Cotton, 23% Polyester, 5% Spandex.
- One side brushed fleece.
- Handwarmer kangaroo pocket.
- 3D heat transfer Lynx logo.
- Rib at cuff and hem.
- Lynx Camo design



Beige (02), Smoke (57)

**LYNX PREMIUM PULLOVER HOODIE W**
**659172** • XS, S, M, L, XL, 2XL, 3XL
**DESCRIPTION:**

Comfortable Premium Pullover hoodie.

**FEATURES AND TECHNOLOGIES:**

- 72% Cotton, 23% Polyester, 5% Spandex.
- One side brushed fleece.
- Handwarmer kangaroo pocket.
- 3D embossed artwork at left chest.
- Rib at cuff and hem.
- Lynx Camo design



Black (90), Heather Grey (27)

**LYNX PREMIUM ZIP-UP HOODIE**
**659170** • S, M, L, XL, 2XL, 3XL
**DESCRIPTION:**

Semi-fitted hooded sweatshirt with zip-up.

**FEATURES AND TECHNOLOGIES:**

- 72% Cotton, 23% Polyester, 5% Spandex.
- One side brushed fleece.
- Handwarmer kangaroo pocket.
- Lynx artwork.
- 3D heat transfer Lynx logo at left chest.
- Rib at cuff and hem.



Charcoal Grey (07), Dark Navy (16)

**LYNX PREMIUM SOLID FLANNEL SHIRT**
**660050** • S, M, L, XL, 2XL, 3XL
**DESCRIPTION:**

Warm and comfortable Flannel shirt.

**FEATURES AND TECHNOLOGIES:**

- 4-hole plastic side engraved button.
- Corduroy inside stand collar.



Black (90), Heather Grey (27)

**LYNX PREMIUM UNISEX T-SHIRT**
**662122** • XS, S, M, L, XL, 2XL
**DESCRIPTION:**

Technical, premium T-Shirt designed for everyday use.

**FEATURES AND TECHNOLOGIES:**

- 90% Polyester, 10% Wool.
- Heat transferred Lynx symbol logo at front and Lynx slogan at center back.
- Lynx fold up label on bottom.

## FOOTWEAR



Black (90)

### TEC+ ULTRA BOOTS

**444258** • 5, 6, 7, 8, 9, 10, 11, 12, 13

#### DESCRIPTION:

Tec + Ultra Boots with Tough abrasion resistant outer material and performant liner.

#### FEATURES AND TECHNOLOGIES:

- Removable inner liner.
- Tough abrasion resistant leather outer and textile.
- Sympatex breathable waterproof membrane.
- Performance liner that will provide warmth and added comfort by shaping to your foot.
- Limit of comfort temperature range: \*TBD\*-40°F to -58°F or -40°C to -50°C\*.
- Rugged ultra-grip outsole design.



Black (90)

### TEC+ BOOTS

**444253** • 5, 6, 7, 8, 9, 10, 11, 12, 13

#### DESCRIPTION:

Tec + Boots with moisture-wicking inner liner material.

#### FEATURES AND TECHNOLOGIES:

- Improved comfort and flex
- Removable insole.
- Unisex, smaller sizes added for ladies.
- Kevlar reinforced laces.
- 600 g PrimaLoft ECO FOOTWEAR insulation for maximum comfort.
- Leather outer layer incorporates HydroGuard+ waterproof membrane.
- Tapered rear shape for better achilles and ankle support.
- Abrasion and impact resistant ice breaker toe piece.
- Aggressive, durable anti-slip outsole for running board traction.



Black (90)

### TEC+ REC BOOTS

**444240** • 5, 6, 7, 8, 9, 10, 11, 12, 13

#### DESCRIPTION:

Tec + Rec Boots with Tough abrasion resistant leather outer.

#### FEATURES AND TECHNOLOGIES:

- Tough abrasion resistant leather outer.
- Breathable waterproof membrane.
- Limit of comfort temperature range: -40°F to -58°F or -40°C to -50°C\*.
- Rugged ultra-grip outsole design.
- Removable/inner liner.



Black (90)

### LYNX JUNIOR BOOTS

**667111** • 1, 2, 3, 4, 5, 6

#### DESCRIPTION:

Warm boots for kids and juniors

#### FEATURES AND TECHNOLOGIES:

- Unisex boots
- Waterproof
- Rubber outline
- 6mm thick removable liner
- Height: 12" (30.5 cm)
- Comfort-rated to -61°F (-52 °C)



Black (90)

### LADIES' TEC+ REC BOOTS

**444241** • 6, 7, 8, 9, 10

#### DESCRIPTION:

Ladies' Tec + Rec boots with Tough abrasion resistant leather outer.

#### FEATURES AND TECHNOLOGIES:

- Tough abrasion resistant leather outer.
- Breathable waterproof membrane.
- Limit of comfort temperature range: -40°F to -58°F or -40°C to -50°C\*.
- Rugged ultra-grip outsole design.
- Removable/inner liner.

# HOW TO MEASURE

## SIZING CHART

**HEIGHT:** without shoes, standing with heels and back against a wall.

**HEAD:** around your head, from the center of the forehead, above the ears and over the natural bump at the back of the head.

**ARM LENGTH:** let the hands hang down on the side in a slightly bent position. Measure from the center of the back of your neck, along the length of your arm, to the wrist.

**CHEST:** measure under your arm, around the fullest part of your chest.

**WAIST:** immediately below the lowest rib.

**HIPS:** across the fullest part of the seat.

**INSEAM:** without shoes, from crotch to the floor.

**GLOVES:** Measure palm width.

**BOOTS:** Foot length from heel to toe.

- For best results, have someone else take measurements.
- Measure body in underwear.
- Tape must be snug but not tight.
- If measurements fall between two sizes, order the larger size.

MEN'S										
	XXS	XS	S	M	L	XL	2XL	3XL	4XL	5XL
Chest	84 - 89	89 - 94	94 - 102	102 - 112	112 - 122	122 - 132	132 - 142	142 - 150	150 - 160	
Waist	69 - 74	74 - 79	79 - 86	86 - 97	97 - 107	107 - 117	117 - 127	127 - 135	135 - 158	
Hips (Seat)	84 - 89	89 - 94	94 - 102	102 - 112	112 - 122	122 - 132	132 - 142	142 - 150	150 - 173	
Arm Length	76 - 79	79 - 81	81 - 84	84 - 86	86 - 89	89	89 - 91	91	91	
Inseam	79 - 81	81	81	81	81	81	81 - 83	83 - 84	84	

LADIES'								
	XXS	XS	S	M	L	XL	2XL	3XL
Chest	81 - 86	86 - 91	91 - 97	97 - 107	107 - 114	114 - 124	124 - 134	
Waist	61 - 66	66 - 71	71 - 76	76 - 86	86 - 94	94 - 104	104 - 114	
Hips (Seat)	86 - 91	91 - 97	97 - 102	102 - 112	112 - 119	119 - 132	132 - 140	
Arm Length	79	79 - 81	81	81 - 84	84	84 - 86	86	
Inseam	76	76	76	76	76	76	76	

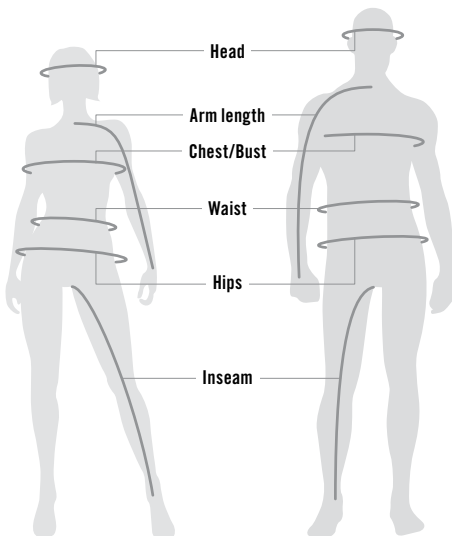
KIDS & TEEN											
	2	3	4	5	6	7	8	10	12	14	16
Height	0.92	1	1	1.16	1.24	1.28	1.37	1.46	1.56	1.58	1.68
Chest	53	56	58	61	64	66	69	72	76	80	84
Waist	51	52	53	55	56	57	58	61	64	66	69
Hips (Seat)	53	56	58	61	64	66	69	72	76	80	84
Arm Length	39	43	47	51	55	58	62	72	76	80	84
Inseam	34	39	44	50	53	58	62	67	71	75	79

HELMETS							
	XS	S	M	L	XL	2XL	3XL
<b>Men &amp; Ladies</b>							
Hat Size	6 <sup>5</sup> / <sub>8</sub> - 6 <sup>3</sup> / <sub>4</sub>	6 <sup>7</sup> / <sub>8</sub> - 7	7 <sup>1</sup> / <sub>8</sub> - 7 <sup>1</sup> / <sub>4</sub>	7 <sup>3</sup> / <sub>8</sub> - 7 <sup>1</sup> / <sub>2</sub>	7 <sup>5</sup> / <sub>8</sub> - 7 <sup>3</sup> / <sub>4</sub>	7 <sup>7</sup> / <sub>8</sub> - 8	8 <sup>1</sup> / <sub>8</sub> - 8 <sup>1</sup> / <sub>4</sub>
Head (cm)	53 - 54	55 - 56	57 - 58	59 - 60	61 - 62	63 - 64	65 - 66
<b>Junior</b>							
	49 - 50	51 - 52	53 - 54				

GLOVES Measure Palm Width							
	XS	S	M	L	XL	2XL	3XL
<b>Men</b>							
cm	7 <sup>1</sup> / <sub>2</sub>	8	9	10	11 <sup>1</sup> / <sub>2</sub>	13	14
<b>Ladies</b>							
cm	6	7	8	9	10	11 <sup>1</sup> / <sub>2</sub>	-

SOCKS					
Men		Ladies		Kids	
M	L	S	M	S/M	L/XL
6-9 <sup>1</sup> / <sub>2</sub>	10-13	4-8	8 <sup>1</sup> / <sub>2</sub> -12	9 <sup>1</sup> / <sub>2</sub> -12 <sup>1</sup> / <sub>2</sub>	13-3

BOOTS																				
	Men									Ladies					Kids					
	5	6	7	8	9	10	11	12	13	6	7	8	9	10	1	2	3	4	5	6
EU-Unisex Shoes Size	37	38	39.5	41	42	43	44.5	46	47	35.5	37	38	39.5	41	32	33	34	35.5	37	38
Foot (cm)	23	24	24.5	25.5	26.5	27	28	29	29.5	22	23	24	24.5	25.5	19.5	20.5	21.5	22	23	24



### WHAT CODE REPRESENTS YOUR SIZE?

- 1 Find your size.
- 2 The corresponding code is THE CODE you use to complete the part number on your order.  
Example: 440 227 \_\_\_\_\_ 90  
Size: M = code "06", Therefore 440 227 **06** 90

SIZE	CODE	SIZE	CODE	SIZE	CODE
One Size	00	1	20	13	33
XXS	01	2	21	14	34
XS	02	3	22	16	35
S	04	4	23	3-4	79
M	06	5	24	5-6	52
L	09	6	25	6-8	48
XL	12	7	27	7-8	54
2XL	14	8	28	10-12	49
3XL	16	9	29	14-16	50
4XL	18	10	30	S/M	72
		11	31	M/L	91
		12	32	L/XL	73



# BRP REIMAGINES THE WAY YOU ACCESS YOUR WORLD

Lynx is one of many success stories from BRP, the global company behind some of the most daringly innovative products and experiences that move you. **Because it's not about the destination, it's about the journey — yours.**


Discover our brands:

***ski-doo* LYNX SEA-DOO can-am ROTAX ALUMACraft MANITOULI QUINTREX.**

[www.brp.com](http://www.brp.com)



# CONTINUE THE JOURNEY AT BRPLYNX.COM



For advertising purposes, some scenes depicted in this brochure include professional riders and racers executing maneuvers or performances under ideal and/or controlled conditions. Do not attempt any of these or any other risky maneuvers if they're beyond your level of riding ability, as well as your understanding and respect for the performance of your snowmobile. Always ride responsibly and safely. Always observe applicable local laws and regulations. Always wear the appropriate protective clothing, including a helmet. And remember, if you're going to drink, please don't ride. Because of its ongoing commitment to product quality and innovation, Bombardier Recreational Products Inc. (BRP) reserves the right, at any time, to discontinue or change specifications, prices, designs, features, models or equipment without incurring any obligation. Some models depicted herein may include optional equipment. Prices are based on Manufacturer Suggested Retail Prices. Dealer may sell for a different price. Taxes are not included. BRP is a proud member of the SSCC (Snowmobiling Safety Certification Committee), Machine Safety Standard, Operator Safety Training, Safe Trails, ISMA (International Snowmobile Manufacturers Association), National Snowmobile Foundation and Tread Lightly! Inc. By being a member of these important snowmobiling associations, we recognize and support their efforts in promoting the growth of our sport. Isolfil is a registered trademark of Yarns and Threads For Textile. mcFIT is a registered trademark of MCTECH Corporation. PrimaLoft Gold, PrimaLoft Silver and PrimaLoft Black are registered trademarks of Albany International Corp. Sympatex is a registered trademark of Sympatex Technologies GmbH. Dri-Lex is a registered trademark of Faytex Corp. Vespel, Teflon HT and Kevlar are trademarks of E.I. DuPont de Nemours & Co. Thermolite and Cordura are registered trademarks of INVISTA for durable fabrics. Thermocool is a registered trademark of ADVANSA. Velcro is a registered trademark of Velcro Industries. Scott is a trademark of Scott Sports SA. M-FORGE® Composite is a patented and registered trademark of MAT GROUP™. TekVest is a registered trademark of Tekrider. Fidlock is a registered trademark of Fidlock GmbH. Terra is a trademark of Superwinch LLC. Bluetooth is a registered trademark of Bluetooth SIG, Inc. Warn is a registered trademark of Warn Industries Inc. GTX is a trademark of Castrol Limited used under license. Montana and Zumo are registered trademarks of Garmin Ltd. NGK is a registered trademark of NGK Spark Plugs, Ltd. Extender Trail III, Trail Blazer IV, Executive, Flat-top and Dooly are trademarks and registered trademarks of Woody's International Engineering and Manufacturing, Inc. RipSaw, RipSaw Lite, ICE Ripper, ICE Ripper XT, ICE Attak and Powder Max are trademarks of Camoplast Inc. Lexan is a registered trademark of SABIC Innovative Plastics. Superclamp II is a trademark of Bowdriks Industries. FOX is a registered trademark of Fox Racing Canada. Kolpin and Impact are registered trademarks of Kolpin Powersports Inc. Yuasa is a registered trademark of YUASA Batteries Inc. Schumacher® and the Schumacher logo are registered trademarks of Schumacher Electric Corporation. Depending on location, products are distributed by BRP US Inc., Bombardier Recreational Products Inc., BRP European Distribution SA, BRP Finland Oy, BRP Australia Pty Ltd. or Bombardier Recreational, Products Motores da Amazonia Ltda. In the U.S.A., products are distributed by BRP US Inc. In Canada, products are distributed by Bombardier Recreational Products Inc. ®/TM and the BRP logo are registered trademarks of Bombardier Recreational Products Inc. or its affiliates. All other company and/or product names are trademarks or registered trademarks of their respective holders. © 2024 BRP. All rights reserved. Printed in European Union.

A BRP BRAND

