

# *can-am*®



## **COMMANDER, MAVERICK TRAIL & MAVERICK SPORT**

**2025**

Product Spec Book for Vehicle Specifications, Accessories and Parts & Maintenance



# IF WE SELL IT, WE STAND BY IT.

---

## BRP Limited Warranty\*

for new Parts, Accessories  
and Riding Gear

---

### 1-year limited warranty\*\*

- Genuine BRP Parts and Accessories installed by you or your authorized BRP dealer
- Aftermarket Products sold through BRP
- Riding Gear

### 4-year limited warranty\*\*

- Helmets

GET ALL THE DETAILS FROM  
YOUR CAN-AM OFF-ROAD DEALER

\* Purchased at an authorized BRP dealership/distributor or on a BRP-authorized online store. Other exclusions may apply; see complete limited warranty or contact your Can-Am Off-Road authorized dealer. This limited warranty does not apply to factory-installed accessories and Evinrude parts and accessories.

\*\* Unless otherwise stipulated or required by law.

**CANAMOFFROAD.COM**

© 2024 Bombardier Recreational Products Inc. (BRP). All rights reserved. ®, TM and the BRP logo are trademarks of BRP or its affiliates. In the USA, products are distributed by BRP US Inc. †All other trademarks are the property of their respective owners. BRP reserves the right to discontinue or change specifications, prices, designs, features, models or equipment without incurring obligation. Some models shown may include optional equipment. Product performance may vary depending on external factors. BRP recommends that all SxS drivers take a training course. See your dealer. SxS can be hazardous to operate. Never exceed the SxS's passenger capacity. All SxS models are meant to be used by drivers aged 16 and older. Read the operator's guide. Follow all instructional and safety material and observe applicable laws and regulations. SxS are for off-road use only; never ride on paved surfaces or public roads. For your safety, the operator and passenger(s) must wear a helmet, eye protection and applicable protective clothing. Always remember that riding and alcohol/drugs don't mix. Never engage in stunt driving. Avoid excessive speed and be particularly careful on difficult terrain. Always ride responsibly and safely. See your authorized BRP dealer for details and visit <https://can-am.brp.com/>. Printed in Canada.





# CUSTOMIZING MADE EASY

**1**

Select the model.

**2**

Select the package.

**3**

Customize color, engine, and accessories (or accessory bundles) for your vehicle.

**4**

Click “Save” or “Send to dealer.”



If you can dream it, you can build it. And ride it. Creating a Can-Am vehicle tailor-made for our riders' needs has never been easier. Scan the QR code and follow the step-by-step above.

**BUILD  
YOURS NOW**

## COMMANDER



**COMMANDER DPS 700**

Compass Green



**COMMANDER XT 1000R**

Triple Black



**COMMANDER MAX XT 1000R**

Triple Black



**COMMANDER MAX XT-P 1000R**

Mineral Grey & Orange Crush

ENGINES	<b>Type</b>	52 hp / 42 lb-ft, Rotax® ACE (Advanced Combustion Efficiency) 650 cc single cylinder, liquid cooled	100 hp, Rotax® 976 cc, V-twin, liquid cooled	100 hp, Rotax® 976 cc, V-twin, liquid cooled	100 hp, Rotax® 976 cc, V-twin, liquid cooled
	<b>Fuel Delivery System</b>	Intelligent Throttle Control (iTC™) with Electronic Fuel Injection (EFI)	Intelligent Throttle Control (iTC™) with Electronic Fuel Injection (EFI)	Intelligent Throttle Control (iTC™) with Electronic Fuel Injection (EFI)	Intelligent Throttle Control (iTC™) with Electronic Fuel Injection (EFI)
	<b>Transmission</b>	pDrive primary CVT with engine braking and Electronic Drive Belt Protection L / H / N / R / P	Quick Response System (QRS) CVT with high airflow ventilation and Electronic Drive Belt Protection Extra-L / H / N / R / P	Quick Response System (QRS) CVT with high airflow ventilation and Electronic Drive Belt Protection Extra-L / H / N / R / P	Quick Response System (QRS) CVT with high airflow ventilation and Electronic Drive Belt Protection Extra-L / H / N / R / P
	<b>Drive Train</b>	Selectable Turf Mode / 2WD / 4WD with Visco-Lok† QE auto-locking front differential	Selectable Turf Mode / 2WD / 4WD auto-locking front differential	Selectable Turf Mode / 2WD / 4WD auto-locking front differential	Selectable Turf Mode / 2WD / 4WD TRAIL / 4WD TRAIL ACTIV with exclusive Smart-Lok* was developed in conjunction with TEAM Industries, a market leader in the drive train industry
	<b>Driving Assistance</b>	CVT Engine Braking SPORT / ECO™ modes	CVT Engine Braking SPORT / ECO™ modes	CVT Engine Braking SPORT / ECO™ modes	CVT Engine Braking SPORT / ECO™ modes
	<b>Power Steering</b>	Dynamic Power Steering (DPS)	Dynamic Power Steering (DPS)	Dynamic Power Steering (DPS)	Dynamic Power Steering (DPS)
SUSPENSIONS	<b>Front Suspension</b>	Double A-arm with sway bar / 12.5 in. (31.8 cm) suspension travel	Arched double A-arm with sway bar / 15 in. (38.1 cm) travel	Arched double A-arm with sway bar / 15 in. (38.1 cm) suspension travel	Arched double A-arm with sway bar / 14 in. (35.6 cm) suspension travel
	<b>Front Shocks</b>	Twin tube gas charged shocks	Twin tube gas charged shocks	Twin tube gas charged shocks	FOX† 2.5 PODIUM Piggyback with QS3† compression adjustment
	<b>Rear Suspension</b>	TTA with sway bar / 13 in. (33 cm) suspension travel	Arched TTA with sway bar / 15 in. (38.1 cm) travel	Arched TTA with sway bar / 15 in. (38.1 cm) suspension travel	Arched TTA with sway bar / 14 in. (35.6 cm) suspension travel
	<b>Rear Shocks</b>	Twin tube gas charged shocks	Twin tube gas charged shocks	Twin tube gas charged shocks	FOX† 2.5 PODIUM Piggyback with QS3† compression adjustment
TIRES / WHEELS	<b>Front / Rear Tires</b>	XPS Trail Force 27 x 9/11 x 14 in.	XPS Trail King 28 x 9/11 x 14 in.	XPS Trail King 28 x 9/11 x 14 in.	XPS Trac Force 30 x 10 x 15 in.
	<b>Wheels</b>	14 in. steel	14 in. cast-aluminum	14 in. cast-aluminum	15 in. cast-aluminum beadlock
BRAKES	<b>Front &amp; Rear</b>	Dual 220 mm disc brakes with hydraulic twin-piston calipers	Dual 220 mm disc brakes with hydraulic twin-piston calipers	Dual 220 mm disc brakes with hydraulic twin-piston calipers	Dual 220 mm disc brakes with hydraulic twin-piston calipers
DIMENSIONS / CAPACITIES	<b>Estimated Dry Weight</b>	1,530 lb (694 kg)	1,675 lb (759.8 kg)	1,930 lb (875.4 kg)	2,000 lb (907.2 kg)
	<b>Chassis / Cage</b>	Profiled cage ROPS approved	Profiled cage ROPS approved	Profiled cage ROPS approved	Profiled cage ROPS approved
	<b>L x W x H</b>	128.5 x 62 x 70.5 in. (326.4 x 157.5 x 180.2 cm)	130 x 64 x 74 in. (330.2 x 162.6 x 188 cm)	160.4 x 64 x 76.2 in. (407.4 x 162.6 x 193.5 cm)	160.4 x 64 x 76.7 in. (407.4 x 162.6 x 194.8 cm)
	<b>Wheelbase</b>	90.6 in. (230.1 cm)	90.6 in. (230.1 cm)	120.6 in. (306.3 cm)	120.6 in. (306.3 cm)
	<b>Ground Clearance</b>	12.5 in. (31.8 cm)	13 in. (33 cm)	13 in. (33 cm)	13.5 in. (34.3 in)
	<b>Cargo Box Dimension</b>	29.5 x 45.2 x 10.6 in. (75.1 x 114.7 x 27 cm)	29.5 x 45.2 x 10.6 in. (75.1 x 114.7 x 27 cm)	29.5 x 45.2 x 10.6 in. (75.1 x 114.7 x 27 cm)	29.5 x 45.2 x 10.6 in. (75.1 x 114.7 x 27 cm)
	<b>Cargo Box Capacity</b>	600 lb (272.2 kg)	600 lb (272.2 kg)	600 lb (272.2 kg)	600 lb (272.2 kg)
	<b>Towing Capacity</b>	2,000 lb (907.2 kg)	2,000 lb (907.2 kg)	2,000 lb (907.2 kg)	2,000 lb (907.2 kg)
	<b>Payload Capacity</b>	1,030 lb (467.2 kg)	1,030 lb (467.2 kg)	1,280 lb (580.6 kg)	1,280 lb (580.6 kg)
	<b>Storage Capacity</b>	Total: 7.3 gal (27.6 L)	Total: 7.3 gal (27.6 L)	Total: 8.5 gal (32.1 L)	Total: 8.5 gal (32.1 L)
FEATURES	<b>Fuel Capacity</b>	10 gal (38 L)	10 gal (38 L)	10 gal (38 L)	10 gal (38 L)
	<b>Gauge</b>	4.5 in. wide digital display	7.6 in. wide digital display with keypad	7.6 in. wide digital display with keypad	7.6 in. wide digital display with keypad
	<b>Instrumentation</b>	DC outlet (10-A)	DC outlet (10-A)	DC outlet (10-A)	DC outlet (10-A)
	<b>Anti-theft System</b>	RF Digitally Encoded Security System (D.E.S.S.™) with Start / Stop button	RF Digitally Encoded Security System (D.E.S.S.™) with Start / Stop button	RF Digitally Encoded Security System (D.E.S.S.™) with Start / Stop button	RF Digitally Encoded Security System (D.E.S.S.™) with Start / Stop button
	<b>Magneto</b>	650-W	650-W	650-W	650-W
	<b>Lighting</b>	Front lighting output 110-W LED tail lights	Front lighting output 110-W LED Signature LED tail lights	Front lighting output 110-W LED Signature LED tail lights	LED Headlight LED Signature LED tail lights
	<b>Winch</b>	N/A	4,500 lb (2,041 kg) winch with roller fairlead	4,500 lb (2,041 kg) winch with roller fairlead	4,500 lb (2,041 kg) winch with roller fairlead
	<b>Steering Wheel</b>	Adjustable tilt steering	Adjustable tilt steering	Adjustable tilt steering	Adjustable tilt steering
	<b>Protection</b>	Premium half doors Full skid plate Mudguards	Premium half doors Full skid plate Mudguards XT Front bumper Full hard roof	Premium half doors Full skid plate Mudguards XT Front bumper Full roof	Premium half doors Full skid plate Mudguards XT Front bumper Full roof
	<b>Hitch Type</b>	2 in. hitch receiver	2 in. hitch receiver	2 in. hitch receiver	2 in. hitch receiver

## MAVERICK



**MAVERICK TRAIL 700 T**

■ Catalyst Grey



**MAVERICK TRAIL DPS 700 T ABS**

■ Triple Black



**MAVERICK TRAIL DPS 1000 T ABS**

■ Triple Black



**MAVERICK SPORT DPS 1000R T ABS**

■ Triple Black



**MAVERICK SPORT MAX DPS 1000R T ABS**

■ Triple Black

	MAVERICK TRAIL 700 T	MAVERICK TRAIL DPS 700 T ABS	MAVERICK TRAIL DPS 1000 T ABS	MAVERICK SPORT DPS 1000R T ABS	MAVERICK SPORT MAX DPS 1000R T ABS	
<b>ENGINES</b>	<b>Type</b>	52 hp / 42 lb-ft, Rotax® ACE (Advanced Combustion Efficiency) 650 cc single cylinder, liquid cooled, catalytic converter	52 hp / 42 lb-ft, Rotax® ACE (Advanced Combustion Efficiency) 650 cc single cylinder, liquid cooled, catalytic converter	75 hp, Rotax® 976 cc, V-twin, liquid cooled, catalytic converter	95 hp, Rotax® 976 cc, V-twin, liquid cooled, catalytic converter	95 hp, Rotax® 976 cc, V-twin, liquid cooled, catalytic converter
	<b>Fuel Delivery System</b>	Intelligent Throttle Control (iTC™) with Electronic Fuel Injection (EFI)	Intelligent Throttle Control (iTC™) with Electronic Fuel Injection (EFI)	Intelligent Throttle Control (iTC™) with Electronic Fuel Injection (EFI)	Intelligent Throttle Control (iTC™) with Electronic Fuel Injection (EFI)	Intelligent Throttle Control (iTC™) with Electronic Fuel Injection (EFI)
	<b>Transmission</b>	pDrive primary CVT with engine braking and Electronic Drive Belt Protection L / H / N / R / P	pDrive primary CVT with engine braking and Electronic Drive Belt Protection L / H / N / R / P	Quick Response System (QRS) CVT with high airflow ventilation and Electronic Drive Belt Protection Extra-L / H / N / R / P	Quick Response System (QRS) CVT with high airflow ventilation and Electronic Drive Belt Protection Extra-L / H / N / R / P	Quick Response System (QRS) CVT with high airflow ventilation and Electronic Drive Belt Protection Extra-L / H / N / R / P
	<b>Drive Train</b>	Selectable 2WD / 4WD with Visco-Lok† auto-locking front differential	Selectable Turf Mode / 2WD / 4WD with open front differential with ABS system	Selectable Turf Mode / 2WD / 4WD with open front differential with ABS system	Selectable Turf Mode / 2WD / 4WD with open front differential with ABS system	Selectable Turf Mode / 2WD / 4WD with open front differential with ABS system
	<b>Driving Assistance</b>	Electronic Hill Descent Control SPORT / ECO™ modes	Electronic Hill Descent Control SPORT / ECO™ modes	Electronic Hill Descent Control SPORT / ECO™ modes	Electronic Hill Descent Control SPORT / ECO™ modes	Electronic Hill Descent Control SPORT / ECO™ modes
	<b>Power Steering</b>	N/A	Dynamic Power Steering (DPS)	Dynamic Power Steering (DPS)	Dynamic Power Steering (DPS)	Dynamic Power Steering (DPS)
<b>SUSPENSIONS</b>	<b>Front Suspension</b>	Double A-arm with sway bar / 10 in. (25.4 cm) suspension travel	Double A-arm with sway bar / 10 in. (25.4 cm) suspension travel	Double A-arm with sway bar / 10 in. (25.4 cm) suspension travel	Double A-arm with sway bar / 11.5 in. (29.2 cm) suspension travel	Double A-arm with sway bar / 11.5 in. (29.2 cm) suspension travel
	<b>Front Shocks</b>	Twin tube gas charged shocks	Twin tube gas charged shocks	Twin tube gas charged shocks	SHOWA 2.0	SHOWA 2.0
	<b>Rear Suspension</b>	TTA with sway bar / 10.5 in. (26.7 cm) suspension travel	TTA with sway bar / 10.5 in. (26.7 cm) suspension travel	TTA with sway bar / 10.5 in. (26.7 cm) suspension travel	TTA with sway bar / 12 in. (30.5 cm) suspension travel	TTA with sway bar / 12 in. (30.5 cm) suspension travel
	<b>Rear Shocks</b>	Twin tube gas charged shocks	Twin tube gas charged shocks	Twin tube gas charged shocks	SHOWA 2.0	SHOWA 2.0
<b>TIRES / WHEELS</b>	<b>Front / Rear Tires</b>	Carlisle ACT 26 x 8/9 x 12 in.	Carlisle ACT 26 x 8/9 x 12 in.	Carlisle ACT 26 x 8/9 x 12 in.	Maxxis Liberty† 28 x 10 x 14 in.	Maxxis Liberty† 28 x 10 x 14 in.
	<b>Wheels</b>	12 in. steel	12 in. cast-aluminum	12 in. cast-aluminum	14 in. cast-aluminum	14 in. cast-aluminum
<b>BRAKES</b>	<b>Front</b>	Dual 220 mm disc brakes with hydraulic twin-piston calipers	Dual 220 mm disc brakes with hydraulic twin-piston calipers	Dual 220 mm disc brakes with hydraulic twin-piston calipers	Dual 220 mm disc brakes with hydraulic twin-piston calipers	Dual 220 mm disc brakes with hydraulic twin-piston calipers
	<b>Rear</b>	Dual 220 mm disc brakes with hydraulic twin-piston calipers	Dual 220 mm disc brakes with hydraulic twin-piston calipers	Dual 220 mm disc brakes with hydraulic twin-piston calipers	Dual 220 mm disc brakes with hydraulic twin-piston calipers	Dual 220 mm disc brakes with hydraulic twin-piston calipers
<b>DIMENSIONS / CAPACITIES</b>	<b>Cage</b>	Profiled cage ROPS approved	Profiled cage ROPS approved	Profiled cage ROPS approved	Profiled cage ROPS approved	Profiled cage ROPS approved
	<b>Estimated Dry Weight*</b>	1,256 lb (569.7 kg)	1,271 lb (576.5 kg)	1,364 lb (618.7 kg)	1,405 lb (637.3 kg)	1,697 lb (769.7 kg)
	<b>L x W x H</b>	118 x 62.8 x 69 in. (300.5 x 159.6 x 175.3 cm)	118 x 62.8 x 69 in. (300.5 x 159.6 x 175.3 cm)	118 x 62.8 x 69 in. (300.5 x 159.6 x 175.3 cm)	119 x 62.1 x 71.1 in. (302.2 x 157.8 x 180.6 cm)	149 x 62.1 x 81.2 in. (378.4 x 157.8 x 206.2 cm)
	<b>Wheelbase</b>	90.6 in. (230.1 cm)	90.6 in. (230.1 cm)	90.6 in. (230.1 cm)	90.6 in. (230.1 cm)	120.6 in. (306.3 cm)
	<b>Ground Clearance</b>	10 in. (25.4 cm)	10 in. (25.4 cm)	10 in. (25.4 cm)	12 in. (30.5 cm)	12 in. (30.5 cm)
	<b>Cargo Box Dimensions</b>	300 lb (136 kg)	300 lb (136 kg)	300 lb (136 kg)	300 lb (136 kg)	300 lb (136 kg)
	<b>Cargo Box Capacity</b>	Total: 5.3 gal (20.2 L)	Total: 5.3 gal (20.2 L)	Total: 5.3 gal (20.2 L)	Total: 5.3 gal (20.2 L)	Total: 6.5 gal (24.7 L)
	<b>Power tilt bed</b>	1,500 lb (680 kg)	1,500 lb (680 kg)	1,500 lb (680 kg)	1,500 lb (680 kg)	1,500 lb (680 kg)
<b>Tailgate Load Capacity</b>	10 gal (38 L)	10 gal (38 L)	10 gal (38 L)	10 gal (38 L)	10 gal (38 L)	
<b>Storage Capacity</b>	2	2	2	2	4	
<b>FEATURES</b>	<b>Gauge</b>	7.6 in. wide digital display with keypad	7.6 in. wide digital display with keypad	7.6 in. wide digital display with keypad	7.6 in. wide digital display with keypad	7.6 in. wide digital display with keypad
	<b>Battery</b>	650-W	650-W	650-W	650-W	650-W
	<b>Magneto</b>	DC outlet (10-A)	DC outlet (10-A)	DC outlet (10-A)	DC outlet (10-A)	DC outlet (10-A)
	<b>Instrumentation</b>	Front lighting output 110-W LED tail lights	Front lighting output 110-W LED tail lights	Front lighting output 110-W LED tail lights	Front lighting output 110-W LED tail lights	Front lighting output 110-W LED tail lights
	<b>Lighting</b>	N/A	N/A	N/A	N/A	N/A
	<b>Winch</b>	Adjustable tilt steering	Adjustable tilt steering	Adjustable tilt steering	Adjustable tilt steering	Adjustable tilt steering
	<b>Seat</b>	Integrated front steel bumper Full skid plate Mudguards	Integrated front steel bumper Full skid plate Mudguards T-Net (driver), Regular Net (passenger front)	Integrated front steel bumper T-Net (driver), Regular Net (passenger front) Full skid plate Mudguards	Integrated front steel bumper T-Net (driver), Regular Net (passenger front) Full skid plate Mudguards	Integrated front steel bumper T-Net (driver), Regular Net (passenger front) and half doors (rear only) Full skid plate Mudguards
	<b>Steering Wheel</b>	2 in. hitch receiver with rear hitch, tow ball and trailer connexion	2 in. hitch receiver with rear hitch, tow ball and trailer connexion	2 in. hitch receiver with rear hitch, tow ball and trailer connexion	2 in. hitch receiver with rear hitch, tow ball and trailer connexion	2 in. hitch receiver with rear hitch, tow ball and trailer connexion



---

# COMMANDER, MAVERICK TRAIL & MAVERICK SPORT ACCESSORIES

---

Roofs	14
Soft Cab Enclosure	14
Windshields & Wind Protection	15
Mirrors	17
Doors	18
Seat Accessories	19
Commander Skid Plates	20
Maverick Trail & Maverick Sport Skid Plates	21
Bumpers & Guards	22
LinQ: Easy On, Easy Off Cargo	26
Cargo & Storage	31
Racks & Holders	33
Lights	36
Audio & Communication Systems	40
Electrical & Electronic Accessories	41
Winches & Hitches	43
Performance	45
Apache Track Systems	47
ProMount Plows	51
Covers	54







can-am

can-am

can-am

WARNING

can-am



# BUNDLE UP TO DO IT ALL. YOUR COMMANDER BUNDLES.

## STEP 1: CHOOSE YOUR ESSENTIAL BUNDLE

		Commander	Commander MAX
<b>STARTER</b>	Full Windshield – Hardcoated	715003656	715003656
	Sport Roof	715007271	715007272
	Rear Polycarbonate Window	715006113	715006113
	Side Mirror	715003639	715003639
<b>ADVANCED</b>	LinQ Cargo Rack	715006815	715006815
	Integrated Tailgate Extension	715008190	715008190
	LinQ Tool Kit	715006829	715006829
	Shoulder Storage Bag	715005019	715005019
	Electronic Device Holder	715005212	715005212
<b>PEAK</b>	LinQ Tool Holder	715007358	715007358
	Rear View Mirror and Camera Monitor	715009410	715009410
	LinQ Modular Box (10L)	715005494	715005494

## STEP 2: PICK YOUR ADD-ON BUNDLE

		Commander	Commander MAX
<b>AUDIO</b>	Complete Wet Sounds Audio System	715003672	715003672
	Can-Am Subwoofer	715006359	715006359
<b>HUNT</b>	LinQ Gun Case	715009240	715009240
	3.5" (9 cm) LED Flood Lights (2 x 14 W)	715009774	715009774
	LinQ Modular Box (20 L)	715007112	715007112
	LinQ Base Installation Kit	715008125	715008125
<b>WORK</b>	Headache Rack	715006823	715006823
	LinQ Tool & Gun Holder	715005466	715005466
	LinQ Adapter	715003058	715003058
<b>WINTER</b>	Upper Soft Door Panels – Front	715004718	715004718
	Upper Soft Door Panels – Rear	-	715004726
	Defrost, Heat and Ventilation System	715003678	715003678
	Seat Heater	715006112	715006112
	Heated Accessories Wiring Harness	710005757	710005757



# BUNDLE UP TO RULE THE OFF-ROAD. YOUR MAVERICK TRAIL / SPORT BUNDLES.

## STEP 1: CHOOSE YOUR ESSENTIAL BUNDLE

		Maverick Trail	Maverick Sport	Maverick Sport MAX
<b>STARTER</b>	Full Windshield – Hardcoated	715003656	715003656	715003656
	Sport Roof	715007271	715007271	715007272
	Rear Polycarbonate Window	715006113	715006113	715006113
	Side Mirrors	715003639	715003639	715003639
	Front Trail Bumper	715003680	715003680	715003680
<b>ADVANCED</b>	Front Corner Protectors	715004912	715004912	715004912
	Fender Flare Extensions	715004462	715004462	715004462
	Shoulder Storage Bag	715005019	715005019	715005019
	Electronic Device Holder	715005212	715005212	715005212
<b>PEAK</b>	LinQ Pivoting Rack	715008297	715008297	715008297
	Rear View Mirror and Camera Monitor	715009410	715009410	715009410
	LinQ 12 Gal (45 L) Cargo Box	715003879	715003879	715003879

## STEP 2: PICK YOUR ADD-ON BUNDLE

		Maverick Trail	Maverick Sport	Maverick Sport MAX
<b>AUDIO</b>	Complete Wet Sounds Audio System	715003672	715003672	715003672
	Can-Am Subwoofer	715006359	715006359	715006359
<b>LIGHT</b>	15" Double Stacked LED Light Bar (90 W)	715002934	715002934	715002934
	Light Power Cable	715003670	715003670	715003670
	Overhead Switch Panel	715003669	715003669	715003669
	LED Headlights Assembly	715003667	715003667	715003667
<b>RIDER</b>	4-Point Harness	715008035	715008035	715008035
	4-Point Harness	715008036	715008036	715008036
	Seat Shoulder Storage Pads	715002894	715002894	715002894
	Can-Am HD 4500-S Winch	715006417	715006417	715006417
<b>CABIN</b>	Overhead Storage Bags	715005018	715005018	715005018
	Door Knee Pads with Storage	715003635	715004914	715004914
	LinQ Passenger Seat Base Kit	715003951	715003951	715003951
	Removable Central Storage Bag	N/A	N/A	715004794



# ROOFS

<b>Sport Roof</b>	Commander, Maverick Trail, Maverick Sport	<b>715007271</b>
	Commander MAX, Maverick Sport MAX	<b>715007272</b>



- Excellent protection from the elements.
- Allows installation of lights on top of the roof.
- Compatible with all windshields.

<b>ProVent Roof Module Kit</b>	Commander, Maverick Trail, Maverick Sport	<b>715005279</b>
--------------------------------	---	------------------



- Provides fresh air in the cab area.
- Optimal performance with full cab enclosure.
- 4 vents provide infinite adjustment of air flow for driver and passenger.
- Filter and pre-filter to limit dust intrusion.
- Easy cleaning of filter and pre-filter.
- Patent pending water management system to keep water out of cabin while maintaining air flow.
- Outer plug closes air intake completely for winter or heavy weather.
- Requires ProVent Roof Module Adapter Kit for Sport Roof.
- Not compatible with roof mounted LED bars, roof racks, roof liners, Bimini Roof, DragonFire Roof or Lonestar Racing Roof.

<b>ProVent Roof Module Adapter Kit for Sport Roof</b> <i>(Not illustrated)</i>	Commander, Maverick Trail, Maverick Sport	<b>715005213</b>
---	---	------------------

- Adapter for fitting ProVent Roof Module Kit onto Commander, Maverick Sport or Maverick Trail Sport Roof.
- Includes roof adapter and hardware.
- Requires ProVent Roof Module Kit (715005279).

<b>Bimini<sup>†</sup> Roof with Sun Visor</b>	Commander, Maverick Trail, Maverick Sport <sup>‡</sup>	<b>715003661</b>
	Commander MAX, Maverick Sport MAX	<b>715004792</b>



- Heavy-duty canvas made of UV-resistant solution-dyed polyester.
- Soft top comes with a hard visor that allows for storage of rolled-up soft top and mounting auxiliary lights.

*‡Not compatible with Glass Windshield with wiper.*

<b>Lonestar Racing<sup>†</sup> Aluminum Roof</b>	Commander, Maverick Trail, Maverick Sport <sup>‡</sup>	<b>715005137</b> · Black
--	--	--------------------------



- Race-true low profile look with integrated front visor for eye-popping performance and protection.
- 0.083" (2.1 mm) thick aluminum roof for durable and lightweight protection from the elements.
- Not compatible with Full Windshields, Rigid Rear Window, Can-Am Intrusion Bars and Overhead Switch Panel.

# SOFT CAB ENCLOSURE

<b>Soft Cab Enclosure</b>	Maverick Trail	<b>715003618</b>
---------------------------	----------------	------------------



- Includes:
- Sport Roof
  - Full Windshield – Hardcoated
  - Upper Soft Door Panels
  - Soft Rear Panel
  - Door Seal Kit
  - Requires Half Doors on 800 Base and 800 DPS models and on all T-category models
  - Not compatible with Sport Half Doors

*Installation of some accessories shown may impact vehicle compliance with some regulations. Consult your local dealer for information.*

<b>Soft Cab Enclosure</b>	Commander, Maverick Trail, Maverick Sport (except X mr models)	<b>715004724</b>
---------------------------	---	------------------



- Can be installed on the Maverick Trail equipped with the Sport Half Doors or on Maverick Sport models.
- Includes:
- Sport Roof
  - Full Windshield – Hardcoated
  - Upper Soft Door Panels
  - Soft Rear Panel
  - Sport Half Doors required on T-category models

*Installation of some accessories shown may impact vehicle compliance with some regulations. Consult your local dealer for information.*



**Soft Cab Enclosure**Commander MAX, Maverick Sport MAX  
(except X mr models)**715004725**

Includes:

- Sport Roof
- Full Windshield – Hardcoated
- Upper Soft Door Panels
- Soft Rear Panel
- Sport Half Doors required on T-category models.

*Installation of some accessories shown may impact vehicle compliance with some regulations.  
Consult your local dealer for information.*

**Semi-Rigid Cab Enclosure  
(Not illustrated)**Maverick Trail, Maverick Sport  
(Except X mr models)**619400119**

- Can be installed on the Maverick Trail equipped with the Sport half doors or on Maverick Sport models.
- Sport Half Doors required for T-category models.

- Sport roof
- Glass Windshield with Wiper
- Overhead Switch Panel
- Upper Soft Door Panels
- Rear Polycarbonate Window

# WINDSHIELDS & WIND PROTECTION

## Windshields

**Glass Windshield**Commander, Commander MAX,  
Maverick Trail, Maverick Sport,  
Maverick Sport MAX**715003653**

- Curved and laminated glass full windshield in metal frame.
- Provides excellent optical clarity.
- Seals firmly against the cage and protects rider and passenger from the elements.
- Must be used with rear wind protection.
- Not compatible with vehicle with ABS.

*Installation of some accessories shown may impact vehicle compliance with some regulations.  
Consult your local dealer for information.*

**Glass Windshield with Wiper**Commander, Commander MAX,  
Maverick Trail, Maverick Sport,  
Maverick Sport MAX**715003652**

- Curved and laminated glass full windshield in metal frame.
- Provides excellent optical clarity.
- Seals firmly against the cage and protects rider and passenger from the elements.
- Single-speed wiper with washer fluid dispenser.
- Requires the Overhead Switch Panel (715003669) for installation.
- Must be used with rear wind protection.
- Not compatible with vehicle with ABS.

*Installation of some accessories shown may impact vehicle compliance with some regulations.  
Consult your local dealer for information.*

**Half Windshield**Commander, Commander MAX,  
Maverick Trail, Maverick Sport,  
Maverick Sport MAX
 **715003657** - Clear  
 **715005280** - Tinted


- Formed polycarbonate construction for enhanced rigidity.
- Formulated to be non-yellowing, non-crazing, non-cracking with excellent UV resistance and optical clarity.
- Protects driver and passenger from the elements.
- Features reverse angle lip to deflect air flow.
- Quick and easy tool-less installation or removal.

*Installation of some accessories shown may impact vehicle compliance with some regulations.  
Consult your local dealer for information.*

**Full Windshield**Commander, Commander MAX,  
Maverick Trail, Maverick Sport,  
Maverick Sport MAX**715003655**

- High-impact-resistant durable polycarbonate full windshield.
- Formed polycarbonate construction for enhanced rigidity.
- Formulated to be non-yellowing, non-crazing, non-cracking with excellent UV resistance and optical clarity.
- Seals firmly against the cage and protects rider and passenger from the elements.
- Must be used with rear wind protection.
- Quick and easy tool-less installation or removal.

*Installation of some accessories shown may impact vehicle compliance with some regulations.  
Consult your local dealer for information.*



<b>Full Windshield – Hardcoated</b>	Commander, Commander MAX, Maverick Trail, Maverick Sport, Maverick Sport MAX	<b>715003656</b>
-------------------------------------	--	------------------



- High-impact-resistant Quantum<sup>1</sup> hardcoated polycarbonate full windshield.
- Formed polycarbonate construction for enhanced rigidity.
- Provides excellent optical clarity and better abrasion resistance.
- Seals firmly against the cage and protects rider and passenger from the elements.
- Must be used with rear wind protection.
- Quick and easy tool-less installation or removal.

*Installation of some accessories shown may impact vehicle compliance with some regulations. Consult your local dealer for information.*

<b>ProVent Windshield</b>	Commander, Commander MAX, Maverick Trail, Maverick Sport, Maverick Sport MAX	<b>715005210</b>
---------------------------	--	------------------



- High-impact-resistant Quantum<sup>1</sup> hardcoated polycarbonate full windshield.
- Controllable vents to manage air flow.
- Channels air into the cabin, defogs windshield, fully closes to eliminate air flow.
- One upper vent and one lower vent with pre-filters.
- Must be used with rear wind protection.
- Provides excellent optical clarity and better abrasion resistance.
- Protects driver and passenger from the elements.
- Quick and easy tool-less installation or removal.
- Not compatible with wiper kits and Wet Sounds Stealth 6 Ultra HD Can-Am Edition Sound Bar.
- Not compatible with the Defrost, Heat and Ventilation System.

*Installation of some accessories shown may impact vehicle compliance with some regulations. Consult your local dealer for information.*

<b>PowerFlip Windshield</b>	Commander, Commander MAX, Maverick Trail, Maverick Sport, Maverick Sport MAX	<b>715003658</b>
-----------------------------	--	------------------



- The PowerFlip Windshield is equipped with electric cylinders that allow the rider to adjust the windshield opening at the touch of a button.
- Windshield is made of hardcoated polycarbonate with a rubber seal contour and a tinted top section.
- Allows you to quickly adapt to changing conditions by adjusting the windshield as you go.
- Can be fully opened for optimal visibility and ventilation, fully closed for maximum protection from the elements, and in between, you have an infinite number of openings.
- Must be used with rear wind protection.

*Installation of some accessories shown may impact vehicle compliance with some regulations. Consult your local dealer for information.*

<b>Windshield Wiper and Washer Kit</b>	Commander, Commander MAX, Maverick Trail, Maverick Sport, Maverick Sport MAX	<b>715003654</b>
--	--	------------------



- An ideal way to keep your windshield clear in rain, or while riding through mud and water.
- Includes single-speed wiper, washer fluid dispenser and windshield frame mount.
- Must be used with the Glass Windshield (715003653).
- Requires Overhead Switch Panel (715003669) for installation.
- Not compatible with ABS equipped vehicles.

*Installation of some accessories shown may impact vehicle compliance with some regulations. Consult your local dealer for information.*

<b>Manual Wiper Kit</b>	Commander, Commander MAX, Maverick Trail, Maverick Sport, Maverick Sport MAX	<b>715009423</b>
-------------------------	---	------------------



- Single manual wiper that can be used to clear windshield of debris.
- Easy to install system that requires no electrical hookup.
- Large ergonomic handle provides a good grip over the entire sweeping surface.
- Compatible with glass and hardcoated windshields that use top mounted wipers.

*Installation of some accessories shown may impact vehicle compliance with some regulations. Consult your local dealer for information.*

## Wind Protection

<b>Side Wind Deflectors</b>	Commander, Commander MAX, Maverick Trail, Maverick Sport, Maverick Sport MAX	<b>715008632</b>
-----------------------------	--	------------------



- Clear polycarbonate air deflectors mount on each side of the cage.
- Can be adjusted at three different positions for cabin air flow control when full windshield is installed:
  - 1) Outside deflection to reduce cabin air flow and turbulence.
  - 2) Inside deflection to increase air flow in the cabin.
  - 3) Windshield ventilation to reduce fog.
- Compatible with all windshields.
- Not compatible with full doors.
- Sold in pairs.

## Rear Polycarbonate Window

Commander, Commander MAX,  
Maverick Trail, Maverick Sport,  
Maverick Sport MAX (except X mr models)

715006113



- High-impact-resistant polycarbonate window.
- Blocks windshield backdraft or dust and rain from entering for added cabin comfort.
- Sport Roof is required for installation.
- Not compatible with Bimini Roof with Sun Visor, DragonFire Aluminum Roof and Lonestar Racing Aluminum Roof.
- Not compatible on a Commander Max with a Sport Roof Max and Rear Adventure Rack.

## Rear Wind Screen

Commander, Commander MAX,  
Maverick Trail, Maverick Sport,  
Maverick Sport MAX (except X mr models)

715003664



- Full rear mesh screen reduces windshield backdraft for added cabin comfort.
- Installs quickly and easily on roll cage.
- Large Can-Am branding.

## Soft Rear Panel

Commander, Commander MAX,  
Maverick Trail, Maverick Sport,  
Maverick Sport MAX (except X mr models)

715005887



- Plastic reinforced and weather-resistant rear panel offers good protection from the elements.
- Made of heavy-duty UV-resistant solution-dyed polyester canvas for excellent resistance to tear and abrasion.
- Clear window made of laminated polished vinyl material.
- Resists cold cracking.
- Installs quickly and easily on roll cage.

# MIRRORS

## Side Mirrors

Commander, Commander MAX,  
Maverick Trail, Maverick Sport,  
Maverick Sport MAX

715003639



- Rugged black nylon % construction with coated cast-aluminum mount.
- Dual adjustment (horizontal and vertical) will suit any rider.
- Convex optics deliver optimal field of view (FOV).
- Spring-loaded pivots let mirrors fold back completely.
- Sold in pairs.

*Installation of some accessories shown may impact vehicle compliance with some regulations. Consult your local dealer for information.*

## Panoramic Center Mirror

Commander, Commander MAX,  
Maverick Trail, Maverick Sport,  
Maverick Sport MAX

715003638



- Wide-angle convex mirror.
- Offers enhanced visibility.
- Can be used with or without roof or windshield and with cab enclosure.

## Sport Panoramic Center Mirror

Commander, Commander MAX,  
Maverick Trail, Maverick Sport,  
Maverick Sport MAX

715004924



- Convex mirror for wide rearward visibility.
- Ball-joint design with tightening knob for steady multi-angle adjustment.
- Can be used with or without roof or windshield.
- Not for road use.

## Rear View Mirror and Camera Monitor

Commander, Commander MAX,  
Maverick Trail, Maverick Sport,  
Maverick Sport MAX

715009410



- Fully waterproof rearview mirror and monitor kit.
- See exactly what you need to see with the multiple camera feeds from the rear view camera.
- This unit replaces the stock rearview mirror (the screen is integrated in the unit's replacement rearview mirror).
- The camera uses infrared light for night vision capabilities.



# DOORS

## Trail Half Doors

Maverick Trail

715004418



- Half doors made of molded polypropylene to match vehicle's styling.
- Steel frame for high level of rigidity.
- A must-have for additional cabin comfort.
- Keep the vehicle narrow in tight trail riding conditions.
- Door Trim is required to complete your door kit (sold separately).
- Standard on 1000 Base and 1000 DPS models (except T-category models).
- Sold in pairs.

*Installation of some accessories shown may impact vehicle compliance with some regulations. Consult your local dealer for information.*

## Door Trim

Maverick Trail

<span style="color: red;">■</span> Can-Am Red <span style="color: black;">■</span> Timeless Black <span style="color: blue;">■</span> Octane Blue	Left	Right
	<b>705012419</b>	<b>705012420</b>
	<b>705015607</b>	<b>705015613</b>
	<b>705016447</b>	<b>705016449</b>



- Matching colored panel for Trail Half Doors.
- Required to complete the Trail Half Doors (sold separately).

## Sport Half Doors

Commander, Commander MAX, Maverick Trail, Maverick Sport, Maverick Sport MAX

715006217



- Half doors made of molded polypropylene to match vehicle's styling.
- A must-have for additional cabin comfort.
- Features rounded shape to increase cabin space.
- Standard on all Commander & Maverick Sport models (except T-category models).
- Can be installed on Maverick Trail models for additional cabin space.
- Door Trim is required to complete your door kit (sold separately).
- Sold in pairs.

*Installation of some accessories shown may impact vehicle compliance with some regulations. Consult your local dealer for information.*

## Door Trim

Commander, Commander MAX, Maverick Trail, Maverick Sport, Maverick Sport MAX

<span style="color: red;">■</span> Can-Am Red <span style="color: black;">■</span> Timeless Black <span style="color: blue;">■</span> Octane Blue	Left	Right
	<b>705015464</b>	<b>705015465</b>
	<b>705015608</b>	<b>705015615</b>
	<b>705016448</b>	<b>705016450</b>



- Matching colored panel for the Sport Half Doors.
- Required to complete the Sport Half Doors (sold separately).
- Sold in pairs.

## Upper Soft Door Panels

Commander, Commander MAX, Maverick Trail, Maverick Sport, Maverick Sport MAX

715004718 · Front

Commander MAX, Maverick Sport MAX

715004726 · Rear



- Upper canvas portion of the doors with sturdy steel frame.
- Seals firmly against the cage and protects rider and passenger from the elements.
- Converts half door into full door for a complete cab enclosure.
- Zippered window made of laminated polished vinyl material for added ventilation.
- Easy to remove on hot and sunny days.
- Sport Roof required for installation.

*Installation of some accessories shown may impact vehicle compliance with some regulations. Consult your local dealer for information.*

*†Not compatible with Trail Half Doors or with the standard half doors on Maverick Trail models.*

## Upper Soft Door Panels

(Not illustrated)

Maverick Trail

715003620

- Can only be installed with Trail Half Doors or with the standard half doors on Maverick Trail models.
- Not compatible with Sport Half Doors or with the standard half doors on Maverick Sport models.
- Sport Roof required for installation.

*Installation of some accessories shown may impact vehicle compliance with some regulations. Consult your local dealer for information.*

**Door Seal Kit**  
*(Not illustrated)*

Maverick Trail

715004773

- Improves door sealing from the elements and provides additional cabin comfort.
- Included in the Soft Cab Enclosure Kit (715003618).
- Not compatible with Sport Half Doors.
- Compatible with the Trail Half Doors or with the stock doors on the Maverick Trail.

**Door Knee Pads with Storage**

Maverick Trail

715003635



- Padded door cushion with integrated pocket for storage.
- Protect driver and passenger legs from direct contact with the doors while riding.
- Increase cabin comfort.
- Require Trail Half Door on 800 Base and 800 DPS models (715004418).
- Offer storage space for small items.
- Sold in pairs.
- Not compatible with Sport Half Doors.

**Door Storage with Padding**

Commander, Commander MAX,  
Maverick Trail, Maverick Sport,  
Maverick Sport MAX

715004914



- Weather-resistant door storage bags with integrated padding.
- Holds your gear safely and securely and also protects driver and passenger legs from direct contact with the doors while riding.
- Each bag is designed as a 0.5 gal (2 L) capacity pocket also equipped with inner netting compartments.
- Semi-rigid construction renders them flexible enough to fit odd-shaped loads.
- Easy to install.
- Sold in pairs.
- Bags attach on stock doors of the Maverick Sport or on the Maverick Trail equipped with the Sport Half Doors (715006217).
- Not compatible with stock doors on the Maverick Trail or the Trail Half Doors.

# SEAT ACCESSORIES

**4-Point Harness**

Commander, Commander MAX,  
Maverick Trail, Maverick Sport,  
Maverick Sport MAX

715008035 · Driver

715008036 · Passenger



- Exclusive controlled decelerator technology (patent pending) absorbs additional energy in case of accident.
- Designed to offer maximum riding comfort.
- Easy one-click latch and release.
- ROHVA compliant.
- Requires 4-point harness bar, ROHVA compliant when used in conjunction with Can-Am harness bars.

*Installation of some accessories shown may impact vehicle compliance with some regulations.  
Consult your local dealer for information.*

**4-Point Harness Bar**

Commander MAX, Maverick Sport MAX

715004847



- 1.5" (3.8 cm) diameter, thick-walled steel tubing.
- Designed for use with Can-Am 4-Point Harness.

*Installation of some accessories shown may impact vehicle compliance with some regulations.  
Consult your local dealer for information.*

**Seat Belt Shoulder Pads**

Commander, Commander MAX,  
Maverick Trail, Maverick Sport,  
Maverick Sport MAX

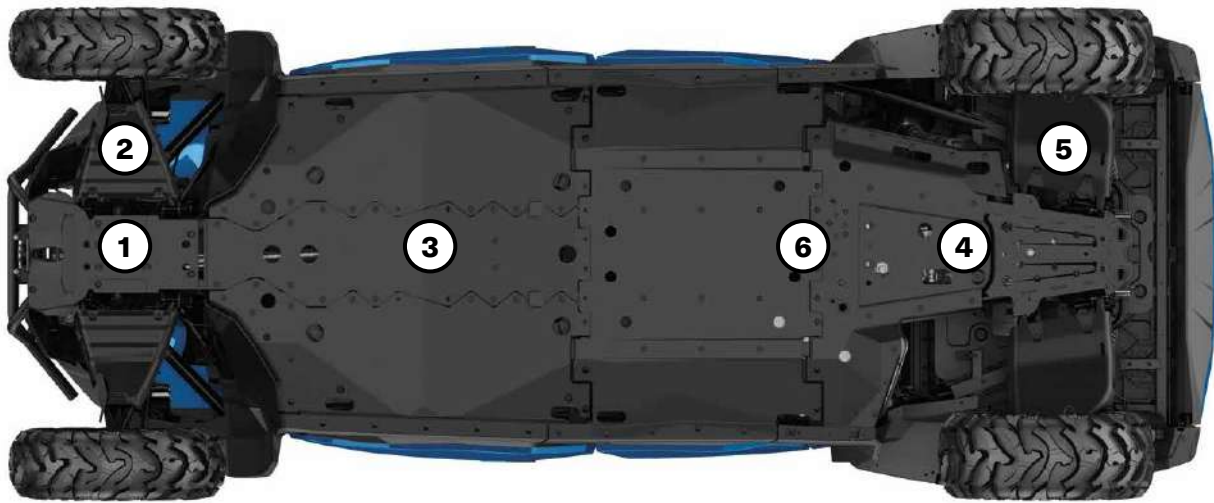
715002894



- Provide additional riding comfort by preventing seat belt from rubbing on neck and shoulder.
- Fit with stock 3-point seat belts and 4 point harness.
- Easy Velcro installation.
- Can-Am branded.
- Sold in pairs for driver and passenger.



# COMMANDER SKID PLATES



**Our plastic plates glide smoothly and silently over obstacles, offering great protection in rough terrain.**

- Made of abrasion-resistant thermoformed High Molecular Weight Polyethylene (HMWPE).
- Lighter than aluminum.

- High impact strength.
- Ultra-sturdy 3/8" (10 mm) thickness.

## COMMANDER, COMMANDER MAX

Offer your Commander the full protection kit or get parts individually

DPS & XT 700

XT 1000, XT-P & X mr

### HMWPE Skid Plate Protection Kit

Includes:

- HMWPE Front Skid Plate.
- HMWPE Front A-Arm Protectors.
- HMWPE Rear Skid Plate.
- HMWPE Rear A-Arm Protectors.
- HMWPE Underbelly Plates.
- HMWPE Central Skid Plate.

**715006349**  
(except MAX)

**715006350**  
(except MAX)

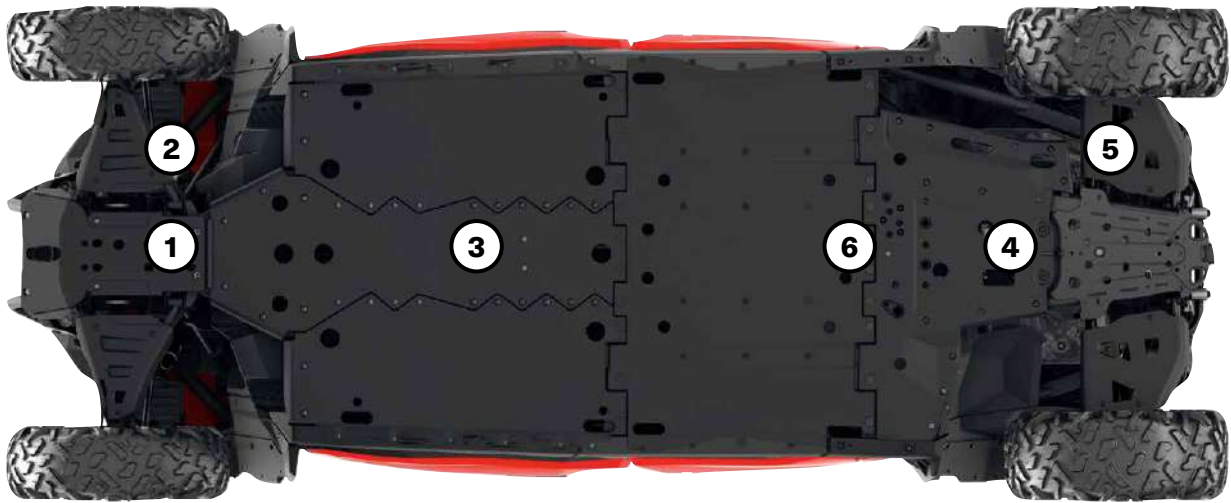
**715006351**  
(MAX only)

**715007303**  
(MAX only)

### Individual HMWPE Skid Plates

① <b>HMWPE Front Skid Plate</b>	<b>715008279</b>	<b>715008279</b>
② <b>HMWPE Front A-Arm Protectors</b>	<b>715008276</b>	<b>715008277</b>
③ <b>HMWPE Underbelly Plates</b> Keeps the rollover clearance.	<b>715006273</b>	<b>715006273</b>
④ <b>HMWPE Rear Skid Plate</b>	<b>715007302</b>	<b>715007302</b>
⑤ <b>HMWPE Rear A-Arm Protectors</b>	<b>715004271</b>	<b>715006341</b>
⑥ <b>HMWPE Central Skid Plate</b> Provides center protection for MAX models.	<b>715004272</b> (MAX only)	<b>715004272</b> (MAX only)

# MAVERICK TRAIL & MAVERICK SPORT SKID PLATES



**Our plastic plates glide smoothly and silently over obstacles, offering great protection in rough terrain.**

- Made of abrasion-resistant thermoformed High Molecular Weight Polyethylene (HMWPE).
- Lighter than aluminum.

- Superior stress crack resistance.
- High impact strength.
- Ultra-sturdy 3/8" (10 mm) thickness.

## MAVERICK SPORT & MAVERICK SPORT MAX MAVERICK TRAIL

Offer your Maverick the full protection kit or get parts individually	2019 Base & DPS	2019 X mr	2020 & Up Base & DPS	2020 & Up X mr & X xc	Any Year X rc	
<b>HMWPE Skid Plate Protection Kit</b>						
Includes:						
- HMWPE Front Skid Plate.	715006348 (except MAX)		715006349 (except MAX)			715006346 (2019 & prior)
- HMWPE Front A-Arm Protectors.		715006353		715006350	—	
- HMWPE Rear Skid Plate.						
- HMWPE Rear A-Arm Protectors.						
- HMWPE Underbelly Plates.	715006352 (MAX only)		715006351 (MAX only)			715006347 (2020 & up)
- HMWPE Central Skid Plate.						
<b>Individual HMWPE Skid Plates</b>						
① HMWPE Front Skid Plate	715008279	715008279	715008279	715008279	(Standard on X rc models)	715008279
② HMWPE Front A-Arm Protectors	715008276	715008277	715008276	715008277	(Standard on X rc models)	715008278
③ HMWPE Underbelly Plates Keeps the rollover clearance.	715006339	715006339	715006273	715006273	715006339 (2019) 715006273 (2020 & up)	715006339 (2019 & prior) 715006273 (2020 & up)
④ HMWPE Rear Skid Plate	715007302	715007302	715007302	715007302	715007302	715007302
⑤ HMWPE Rear A-Arm Protectors	715004271	715006341	715004271	715006341	(Standard on X rc models)	715003699
⑥ HMWPE Central Skid Plate Provides center protection for MAX models.	715004272 (MAX only)	—	715004272 (MAX only)	—	—	—



# BUMPERS & GUARDS

## Commander Bumpers

### X mr Front Bumper

Commander, Commander MAX

715007248 · Black



- Heavy-duty 1.5" (3.8 cm) diameter steel-tube construction.
- Inside and outside anti-corrosion coating with durable finish.
- Provides additional front body protection.
- Integrated winch support plate for winch relocation at a higher position for easier access in muddy conditions or for auxiliary lights.
- Allows the installation of front corner protectors.
- Winch not included.

### Front Bumper

Commander, Commander MAX

715007631



- Made of 1.5" (3.8 cm) diameter steel tubing with durable powder-coat finish.
- Includes integrated mount points for seamless light installation.
- Compatible with synthetic and steel rope winches and hawse fairlead.
- Not EC compliant.

### Front Corner Protectors

Commander, Commander MAX

715006807



- Heavy-duty 1.5" (3.8 cm) diameter steel tubing.
- Inside and outside anti-corrosion coating with durable powder-coat finish.
- Provide additional protection for vehicle's front corners.
- Requires stock XT, XT-P or X mr bumper.
- Sold in pairs.
- Not EC compliant.

### Rear Bumpers

Commander, Commander MAX

715006808



- Rear bumper made of heavy-duty 1.5" (3.8 cm) diameter steel tubing.
- Protect vehicle bodywork and exhaust system.
- Inside and outside anti-corrosion coating with durable powder-coat finish.
- Compatible with Mud Flaps.
- Not EC compliant.

### Mud Flaps

Commander, Commander MAX

715003041



- Keep mud and debris out of cargo area and protect trailer or vehicles behind you.
- Add aesthetic appeal to your vehicle.
- Made of EPDM rubber.
- Require Rear Bumper for installation.
- Sold in pairs.

# Maverick Trail & Maverick Sport Bumpers

## Front Trail Bumper

Maverick Trail, Maverick Sport,  
Maverick Sport MAX

■ **715003680** · Black  
■ **715003681** · Sunburst  
Yellow



- Front bumper made of heavy-duty 1.5" (3.8 cm) diameter steel tubing.
- Completes the stock bumper for more front coverage and essential vehicle protection for trail riders.
- Inside and outside anti-corrosion coating with durable powder coat finish.
- Includes integrated mount points for seamless light installation.

## Rear Trail Bumper

Maverick Trail, Maverick Sport,  
Maverick Sport MAX

■ **715007109** · Black



- Rear bumper made of heavy-duty 1.5" (3.8 cm) diameter steel tubing.
- Protects vehicle bodywork and exhaust system.
- Inside and outside anti-corrosion coating with durable powder coat finish.
- Requires License Plate Holder (715007006) for installation on T-category models.

## Front Corner Protectors

Maverick Trail, Maverick Sport,  
Maverick Sport MAX

■ **715004912** · Black



- Heavy-duty 1.5" (3.8 cm) diameter steel tubing.
- Inside and outside anti-corrosion coating with durable powder coat finish.
- Provide additional protection for vehicle's front corners.
- Require Front Trail Bumper (715003680 / 715003681) for installation.
- Sold in pairs.

## Rancher Rear Bumper

Maverick Trail, Maverick Sport,  
Maverick Sport MAX

**715004304**



- Heavy-duty protection made of 1.5" (3.8 cm) diameter steel tubing, perfect for farm, ranch and forestry applications.
  - Inside and outside anti-corrosion coating with durable powder coat finish.
  - Offers full rear coverage with integrated tail light protectors.
- Installation of some accessories shown may impact vehicle compliance with some regulations. Consult your local dealer for information.*

## S3<sup>+</sup> Front Bumper

Maverick Trail, Maverick Sport,  
Maverick Sport MAX

■ **715005121** · Black



- Made of extra durable 1.5" (3.8 cm) diameter steel tubing.
- Inside and outside anti-corrosion coating with durable powder coat finish.
- Replaces stock bumper and adds superior protection for mud-riding enthusiasts.
- Integrated mount points for lights.
- Hook support anchor allows you to keep the winch hook within easy reach when riding in deep mud.
- "S3 for Can-Am" branded.
- Winch not included.

## S3<sup>+</sup> Rear Bumper

Maverick Trail, Maverick Sport,  
Maverick Sport MAX

■ **715005122** · Black



- Made of extra durable 1.5" (3.8 cm) diameter steel.
  - Inside and outside anti-corrosion coating with durable powder coat finish.
  - Added heavy-duty protection in extreme driving conditions—protects vehicle bodywork and exhaust system.
  - Permits installation of a winch at a higher location to improve accessibility in mud-riding conditions.
  - Engineered to sustain heavy winch loads without damaging the vehicle's frame.
  - Compatible with Can-Am HD and WARN VRX winches—Rear Winch Harness (715006008) is required to install a winch on the bumper.
  - Includes a License Plate Support Mount.
  - "S3 for Can-Am" branded.
  - Winch not included.
- Installation of some accessories shown may impact vehicle compliance with some regulations. Consult your local dealer for information.*

## Rear Winch Harness

(Not illustrated)

Maverick Trail, Maverick Sport, Maverick Sport MAX

**715006008**

- Required for installation of a winch on the S3 Rear Winch Bumper (715005122).



## Rock Sliders

### Rock Sliders

Commander, Maverick Trail, Maverick Sport (except X rc)  
Commander MAX, Maverick Sport MAX

■ **715003689** · Black  
■ **715004754** · Black



- Made of heavy-duty 1.5" (3.8 cm) diameter steel tubing.
- Inside and outside anti-corrosion coating with durable powder coat finish.
- Protect vehicle's rocker panels and undercarriage against large obstacles.
- Sold in pairs.

## Intrusion Bars

### Front Intrusion Bar

Commander, Commander MAX,  
Maverick Trail, Maverick Sport,  
Maverick Sport MAX

**715003872**



- Steel intrusion bar matches perfectly with vehicle's styling.
- Inside and outside anti-corrosion coating with durable powder coat finish.
- Provides additional protection by preventing large objects from entering the driver/passenger area.
- Tube design reduces obstructed lines of sight and blind spots for better visibility.
- Not compatible with windshields and Soft Door Panels.

### Lonestar Racing Rear Intrusion Bar

Maverick Trail, Maverick Sport

■ **715005134** · Black  
■ **715004874** · Can-Am Red



- Race-engineered to Lonestar Racing's trademark standards for toughness, these stylishly crafted accessories will also enhance your vehicle with visual impact.
- Made of 1.5" (3.8 cm) diameter steel tubing with durable powder coat finish.
- Provides additional protection for driver and passenger.
- Not compatible with the Sport Roof, rear panels and windows, All-Terrain Trunk Cover.
- Not compatible with X mr models or with the Snorkel Kit.
- Not compatible with S&B particle separator.

## Fender Flares

### Fender Flares

Commander, Commander MAX

**715006814**

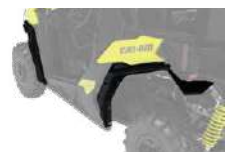


- Fender flares made from injection-molded polypropylene.
- Keep mud and debris out of vehicle.
- Designed for quick and easy installation.
- Front and rear extensions and mounting hardware included.
- Increase vehicle's overall width by 3" (8 cm) when installed on Commander and Commander MAX models.

### 2" (51 mm) Fender Flares

Maverick Trail

**715004958**



- Extended fender flares made from injection-molded polypropylene.
- Keep mud and debris out of vehicle.
- Designed for quick and easy installation.
- Include front and rear extensions, mounting hardware and Fender Flare Rear Extensions (715004404).
- Increase vehicle's overall width by 3.5" (8.9 cm).

### Fender Flare Rear Extensions

Maverick Trail

**715004404**



- Help tail light stay clean from debris and mud to remain visible. Can be installed with 2" (51 mm) Fender Flares (715003625).
- Made from injection-molded polypropylene for best fit and finish.
- Sold in pairs.
- Included with the 2" (51 mm) Fender Flares (715004958) and with the Fender Flare Extensions (715004462).

### 3" (76 mm) Fender Flares

Maverick Trail, Maverick Sport,  
Maverick Sport MAX

715004959



- Fender flares made from injection-molded polypropylene.
- Keep mud and debris out of vehicle.
- Designed for quick and easy installation.
- Include front and rear extensions and mounting hardware.
- Increase vehicle's overall width by 6" (15.3 cm) when installed on Maverick Trail models.
- Standard on Maverick Sport models.

### Fender Flare Rear Extensions

Maverick Trail, Maverick Sport,  
Maverick Sport MAX

715004462



- Block terrain debris from kicking up onto you as you ride or damaging your vehicle thanks to these extra-large Fender Flare Extensions, which also include Rear Fender Extensions (715004404) for added protection from mud/snow, especially when riding with track kits.
- Made from injection-molded polypropylene for best fit and finish.
- Not compatible with 2" (51 mm) Fender Flares.
- Include front and rear extensions.
- For Maverick Trail, must be used with 3" (76 mm) Fender Flares (715004959).
- Standard on Maverick Sport X mr models.

## Others

### License Plate Holder

Maverick Trail, Maverick Sport,  
Maverick Sport MAX

715007006



- Supports your license plate on the Rear Trail Bumper.
- Plate lights can be relocated on bumper to light up license plate.
- Require Rear Trail Bumper (715007109) for installation.
- EC compliant.

### Tail Light Protectors

Maverick Trail, Maverick Sport,  
Maverick Sport MAX

715003692

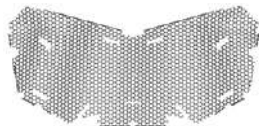


- Anti-corrosion coating with durable powder coat finish.
  - Rugged style, aggressive look.
  - Sold in pairs.
- Installation of some accessories shown may impact vehicle compliance with some regulations. Consult your local dealer for information.*

### Radiator Protector

Maverick Trail, Maverick Sport,  
Maverick Sport MAX

715003700



- Perforated steel shield mounted over the radiator face, providing protection from stones and branches.
- Not recommended for winter use.



# LINQ: EASY ON, EASY OFF CARGO

## COMMANDER'S LINQ ACCESSORIES

### Mounting location and requirements

<ul style="list-style-type: none"> <li>No tools needed: Quickly install and remove accessories by hand.</li> <li>Equip your Can-Am for specialized tasks in no time.</li> <li>Sturdy mounting system that holds up to the roughest terrain.</li> </ul>	Vehicle Standard Cargo Box	LinQ Cargo Rack 715006815	Adventure Roof Rack 715004095	Deluxe Headache Rack 715006823	Rear Adventure Rack 715006809	Passenger Seat Base	
<b>LinQ Accessories with 16" Base</b> <ul style="list-style-type: none"> <li>LinQ anchors mounted 16 inches apart, center-to-center.</li> <li>Lower loading capacity than the LinQ with 36" base accessories.</li> <li>Can be used on Can-Am ATV and SxS vehicles, Can-Am Spyder and Ryker vehicles, Sea-Doo watercraft and Ski-Doo snowmobiles.</li> </ul>							
<b>LinQ 11.4 US Gal (43L) Cooler</b> 715007825 • Black 715009276 • Gray	LinQ Base Installation Kit <b>715008125</b>	No compatibility	No compatibility	No compatibility	No compatibility	No compatibility	
<b>LinQ 4.2 Gal Cooler</b> 295100698 • White 219400964 • Black							
<b>LinQ Tool Kit</b> 715006829							
<b>LinQ Tool Box</b> 715008111							
<b>LinQ SR 5.5 Gal (21 L) Bag</b> 860202449			LinQ Base Installation Kit <b>715008125</b>	LinQ Base Installation Kit <b>715008125</b>	LinQ Base Installation Kit <b>715008125</b>	LinQ Base Installation Kit <b>715008125</b>	Passenger Seat LinQ Anchor Kit <b>715003951</b>
<b>LinQ 4.5 Gal (17 L) Sport Bag</b> 860202447							
<b>LinQ Modular Box</b> 715005494 • (10 L) 715007112 • (20 L) 715006830 • (30 L)							
<b>LinQ Roll-Top Bag</b> 715008110							
<b>LinQ Accessories with 36" Base</b> <ul style="list-style-type: none"> <li>Mount on LinQ racks often used by Can-Am ORV vehicles.</li> <li>Higher loading capacity than the LinQ with 16" base accessories.</li> <li>Usage is limited to Can-Am ORV vehicles.</li> </ul>							
<b>LinQ 12 Gal (45 L) Cargo Box</b> 715003879	No compatibility	No further requirements	No compatibility	No compatibility	No compatibility	No compatibility	
<b>LinQ 23 Gal (86 L) Trunk Box</b> 715004923		No further requirements					
<b>LinQ Cooler</b> 715004778 • Black 715004698 • Gray		No further requirements					
<b>LinQ OGIO<sup>†</sup> Bag</b> 715002923 • Black		No further requirements					
<b>LinQ Heavy Duty Basket</b> 715001215		No further requirements					
<b>LinQ Low Profile Basket</b> 715004282		No further requirements					
<b>LinQ Holders</b>							
<b>LinQ Gear Grips</b> 715005340	No further requirements	No further requirements	Side wall installation LinQ Adapters <b>715003058</b>	Side wall installation LinQ Adapters <b>715003058</b>	Side wall installation LinQ Adapters <b>715003058</b>	Passenger Seat LinQ Anchor Kit <b>715003951</b>	
<b>LinQ Tool Holder</b> 715007358							

# MAVERICK'S LINQ ACCESSORIES

## Mounting location and requirements

<ul style="list-style-type: none"> <li>• No tools needed: Quickly install and remove accessories by hand.</li> <li>• Equip your Can-Am for specialized tasks in no time.</li> <li>• Sturdy mounting system that holds up to the roughest terrain.</li> </ul>	Vehicle Standard Cargo Box	LinQ Cargo Rack 715003702	Adventure Roof Rack 715004095	LinQ Pivoting Rack 715008297	All-Terrain Trunk Cover 715003701	Passenger Seat Base
<b>LinQ Accessories with 16" Base</b>		LinQ anchors mounted 16 inches apart, center-to-center. Lower loading capacity than the LinQ with 36" base accessories. Can be used on Can-Am ATV and SxS vehicles, Can-Am Spyder and Ryker vehicles, Sea-Doo watercraft and Ski-Doo snowmobiles.				
<b>LinQ LinQ 11.4 US Gal (43L) Cooler</b> 715007825 • Black 715009276 • Gray	Need to remove unused toe-in of the cooler to fit properly (Refer to instruction sheet)	No compatibility	No compatibility	No compatibility	No compatibility	No compatibility
<b>LinQ 4.2 Gal Cooler</b> 295100698 • White 219400964 • Black	LinQ Base Installation Kit 715008125		LinQ Base Installation Kit 715008125	LinQ Anchor Adapter Kit 715004960	LinQ Base Installation Kit 715008125	Passenger Seat LinQ Anchor Kit 715003951
<b>LinQ Tool Kit</b> 715006829	No further requirements					
<b>LinQ Tool Box</b> 715008111	LinQ Base Installation Kit 715008125	No compatibility	LinQ Base Installation Kit 715008125	LinQ Anchor Adapter Kit 715004960	LinQ Base Installation Kit 715008125	Passenger Seat LinQ Anchor Kit 715003951
<b>LinQ SR 5.5 Gal (21 L) Bag</b> 860202449						
<b>LinQ 4.5 Gal (17 L) Sport Bag</b> 860202447						
<b>LinQ Modular Box</b> 715005494 • (10 L) 715007112 • (20 L) 715006830 • (30 L)	No further requirements					
<b>LinQ Roll-Top Bag</b> 715008110	LinQ Base Installation Kit 715008125	No compatibility	LinQ Base Installation Kit 715008125	LinQ Anchor Adapter Kit 715004960	LinQ Base Installation Kit 715008125	Passenger Seat LinQ Anchor Kit 715003951
<b>LinQ Accessories with 36" Base</b>		Mount on LinQ racks often used by Can-Am ORV vehicles. Higher loading capacity than the LinQ with 16" base accessories. Usage is limited to Can-Am ORV vehicles.				
<b>LinQ 12 Gal (45 L) Cargo Box</b> 715003879	No compatibility	No further requirements	No compatibility	No further requirements	No compatibility	No compatibility
<b>LinQ 23 Gal (86 L) Trunk Box</b> 715004923		No compatibility				
<b>LinQ 32 Gal (121 L) Trunk Box</b> 715001747		No further requirements				
<b>LinQ Audio Box</b> 715003018		No compatibility				
<b>LinQ Cooler</b> 715004778 • Black 715004698 • Gray		No further requirements				
<b>LinQ OGIO Bag</b> 715002923 • Black		No further requirements				
<b>LinQ Heavy Duty Basket</b> 715001215		No further requirements				
<b>LinQ Low Profile Basket</b> 715004282						
<b>LinQ Holders</b>						
<b>LinQ Gear Grips</b> 715005340	No further requirements (when installed on side walls)	No compatibility	Side wall installation LinQ Adapters 715003058	No further requirements	LinQ Base Installation Kit 715008125	No further requirements
<b>LinQ Tool Holder</b> 715007358						

## LinQ Accessories with 16" Base

### NEW LinQ 11.4 US Gal (43L) Cooler

Commander, Commander MAX,  
Maverick Trail, Maverick Sport,  
Maverick Sport MAX

■ 715007825 · Black  
■ 715009276 · Gray



- Versatile LinQ 16" configuration fits many vehicles.
- High quality injection-molded impact resistant polypropylene outer shell for exceptional durability.
- High quality insulation for optimal ice retention.
- Thicker insulation on bottom to isolate vehicle heat.
- 11.4 US gal (43L) capacity.
- LinQ-mounted for fast, easy, secure storage.
- Locks in place with only a quarter turn.
- Rigid handles make transportation easy.
- Horizontal locking handles allow installation of LinQ Lite accessories.
- Dry-basket included to protect items.
- Drain plug at the bottom to evacuate water.
- New ergonomic and secure latch system offers excellent sealing.
- Possibility to lock the cooler with a padlock.
- LinQ Cargo Base Kit (715008125) required for installation on Can-Am vehicles (except Maverick R).
- See table for installation location and requirements.

### LinQ Modular Box

Commander, Commander MAX,  
Maverick Trail, Maverick Sport,  
Maverick Sport MAX

715005494 · (10 L)  
715007112 · (20 L)  
715006830 · (30 L)



- Allows stacking of other modular boxes to always have the right gear accessible.
- Always have the right box size to fit everything.
- Can be installed on any LinQ base with a 16" width.
- See table for installation location and requirements.

### Thermal Insert for LinQ Modular Box (10 L)

Commander, Commander MAX,  
Maverick Trail, Maverick Sport,  
Maverick Sport MAX

219401110



- Insulated liner.
- Fits very well in the LinQ Modular Box (10 L).
- Can contain seven 355 ml cans.
- Keeps ice cold for one day.
- Interior dimensions: 9" L x 17" W x 2½" H.

### LinQ Tool Box

Commander, Commander MAX,  
Maverick Trail, Maverick Sport,  
Maverick Sport MAX

715008111



- High precision injected HDPE construction provides rigidity and durability.
- 5 gal (19 L) maximum capacity.
- Weather-resistant, sealed and lockable cover.
- Easy one-second on/off tool-less system.
- All the benefits of LinQ—simple, fast and secure.
- See table for installation location and requirements.

### LinQ Tool Kit

Commander, Commander MAX,  
Maverick Trail, Maverick Sport,  
Maverick Sport MAX

715006829



- Includes:
  - Cutter pliers
  - Long-nose pliers
  - Locking pliers
  - Ratchet wrench ¾" drive
  - 6" ratchet extension
  - Integrated CVT belt storage location (belt not included)
  - Long-socket 19 mm ¾" drive - 6 pts
  - Socket 18 mm ¾" drive
  - Long-socket 17 mm ¾" drive - 6 pts
  - Socket 15 mm ¾" drive
  - Socket 13 mm ¾" drive
  - Socket 10 mm ¾" drive
  - Socket 8 mm ¾" drive
  - Socket Torx T40 ¾" drive
  - Socket Torx T30 ¾" drive
  - Socket Torx T20 ¾" drive
  - Breaker bar ¾" drive
  - Combination Wrench set:
    - Wrench 19 mm
    - Wrench 18 mm
    - Wrench 15 mm
  - Wrench 13 mm
  - Wrench 10 mm
  - Wrench 8 mm
- See table for installation location and requirements.

### LinQ 4.2 Gal (16 L) Cooler

Commander, Commander MAX,  
Maverick Trail, Maverick Sport,  
Maverick Sport MAX

■ 219400964 · Black  
■ 295100698 · White



- All the benefits of LinQ—simple, fast and secure.
- Rotomolded construction for exceptional rigidity and durability.
- Premium-quality foam insulation for optimal ice retention.
- Uses LinQ mounting system (Patent US 8777531 and US 8875830).
- Easy one-second on/off tool-less system.
- Can contain twenty 355 ml cans.
- Keeps ice cold for three days.
- Exterior dimensions: 13" L x 20" W x 10" H.
- Interior dimensions: 9" L x 17" W x 7" H.
- See table for installation location and requirements.



### LinQ 4.5 Gal (17 L) Sport Bag

Commander, Commander MAX,  
Maverick Trail, Maverick Sport,  
Maverick Sport MAX

860202447



- All the benefits of LinQ—simple, fast and secure.
- 17 liter (4.5 US gallon) capacity.
- Thermoformed bag base in HDPE (High Density Polyethylene) providing rigidity and durability.
- Rigid bottom, semi-rigid top.
- Easy one-second on/off tool-less system.
- See table for installation location and requirements.

### SR 5.5 Gal (21 L) LinQ Bag

Commander, Commander MAX,  
Maverick Trail, Maverick Sport,  
Maverick Sport MAX

860202449



- All the benefits of LinQ—simple, fast and secure.
- Semi-rigid expandable bag.
- 5.5 gal (21 L) capacity.
- Utilizes LinQ mounting system (Patent US 8777531 and US 8875830).
- Easy one-second on/off tool-less system.
- See table for installation location and requirements.

### LinQ Roll-Top Bag

Commander, Commander MAX,  
Maverick Trail, Maverick Sport,  
Maverick Sport MAX

715008110



- Fully waterproof roll-top dry bag will securely store and confine your equipment.
- LinQ mounted using heavy-duty rigid plastic base.
- High capacity storage solution (40 L).
- Bottom foam liner for additional equipment protection.
- Integrated handle for easy transportation on/off the vehicle.
- Dimensions: 14" L x 19" W x adjustable H.
- See table for installation location and requirements.

## LinQ Accessories with 36" Base

### LinQ Premium Storage Bag by OGIO

Commander, Commander MAX,  
Maverick Trail, Maverick Sport,  
Maverick Sport MAX

■ 715002923 · Black



- Tool-less installation and removal thanks to the LinQ system.
- 17.2 gal (65 L) capacity semi-rigid cargo bag ideal for carrying anything you need on your vehicle.
- Buckle and elastic closure with a rubber seal that protects dust from entering the bag.
- 3-section lid for partial or full access to your bag.
- Inside separators for optimal bag organization.
- See table for installation location and requirements.

### LinQ 12 Gal (45 L) Cargo Box

Commander, Commander MAX,  
Maverick Trail, Maverick Sport,  
Maverick Sport MAX

715003879



- LinQ mounted for easy-on, easy-off installation.
- Holds cargo safely and securely while riding.
- See table for installation location and requirements.

### LinQ 23 Gal (86 L) Trunk Box

Commander, Commander MAX,  
Maverick Trail, Maverick Sport,  
Maverick Sport MAX

715004923



- LinQ mounted for easy-on, easy-off installation.
- Holds cargo safely and securely while riding.
- See table for installation location and requirements.

### LinQ 11.5 Gal (43 L) Audio Cargo Box

Maverick Trail, Maverick Sport,  
Maverick Sport MAX

715003018



- An affordable and quick solution for adding music and storage to your next ride.
- The rear installation does not use up any cab space and allows easy listening at an average speed.
- Mounts on/off easily to hold/carry cargo safely and securely.
- Backlit control panel perfect for night riding.
- Water-resistant speakers.
- The Bluetooth<sup>1</sup> enabled receiver and 6.5" (16.5 cm) speakers are smartly concealed and integrated in the cover.
- Automatic shut-off function protects your battery by turning the system off after 10 minutes of inactivity.
- See table for installation location and requirements.

## LinQ 8 Gal (30 L) Cooler Box

Commander, Commander MAX,  
Maverick Trail, Maverick Sport,  
Maverick Sport MAX

■ **715004778** · Black  
■ **715004698** · Gray



- LinQ mounted for easy-on, easy-off installation.
- Rotomolded construction provides exceptional rigidity and durability.
- Premium-quality foam insulation for optimal ice retention.
- Integrated, fully removable compartment protects food.
- Robust rubber latches keep the cover tightly closed.
- Weather-resistant.
- Convenient drain plug.
- See table for installation location and requirements.

## LinQ 32 Gal (121 L) Trunk Box

Maverick Trail, Maverick Sport,  
Maverick Sport MAX

**715001747** · Black  
(Rear tail light included)

European Version (EC compliant)

**715001748** ·  
(No rear tail light)



- Equipped with the LinQ system, the rear trunk box plugs in and out in seconds.
- 32 gal (121 L) load capacity with unobstructed space to maximize storage room and access to the trunk's interior.
- Made of injection-molded polyethylene, double walled in critical areas.
- The fully sealed lid protects your belongings from dust, moisture and the elements.
- Trunk Box Panels available in many colors to match your vehicle (sold separately).
- See table for installation location and requirements.

## LinQ 32 Gal (121 L) Trunk Box Panels

Maverick Trail, Maverick Sport, Maverick Sport MAX



- Color panels to match the LinQ 32 gal (121 L) to your vehicle (715001747 / 715001748).

■ **715001391** · Black  
■ **715001392** · Yellow  
■ **715001395** · Viper Red  
■ **715002481** · White  
■ **715002480** · Light Gray  
■ **715002984** · Octane Blue  
■ **715002985** · Manta Green  
■ **715002986** · Can-Am Red  
■ **715006119** · Orange Crush  
■ **715006120** · Squadron Green  
■ **715007074** · Tundra Green

European Version (EC compliant). No rear tail light.

■ **715001397** · Black  
■ **715001398** · Yellow  
■ **715002483** · White  
■ **715006121** · Can-Am Red  
■ **715006122** · Manta Green  
■ **715006123** · Orange Crush  
■ **715006124** · Viper Red

## LinQ Heavy-Duty Basket

Commander, Commander MAX,  
Maverick Trail, Maverick Sport, Maverick Sport MAX

**715001215**



- Made of high-strength, low-alloy steel.
- LinQ mount for easy-on, easy-off installation.
- See table for installation location and requirements.

## LinQ Low Profile Basket

Commander, Commander MAX,  
Maverick Trail, Maverick Sport,  
Maverick Sport MAX

**715004282**



- Low profile, open basket increases cargo space.
- Perfect for easy access to tools, rope, winch and plow accessories.
- Multiple bungee cord and tie-down anchor points.
- Made of impact-resistant injected polypropylene.
- See table for installation location and requirements.

## LinQ Holders

### LinQ Tool Holder

Commander, Commander MAX,  
Maverick Trail, Maverick Sport,  
Maverick Sport MAX

**715007358**



- Ultra-versatile tool holder.
- Convenient swivel-latch allows tools to be stored in any orientation.
- Sold in pairs.

### LinQ Gear Grips






Commander, Commander MAX,  
Maverick Trail, Maverick Sport,  
Maverick Sport MAX

**715005340**





- Durable and flexible grips provide a custom fit for a variety of items from 1" to 4" (2.5 cm to 10 cm) in diameter.
- Heavy-duty design for carrying bows, fishing poles, rakes, farm tools and more.
- Quick-release button opens grip quickly for easy access to gear.
- Heavy-duty base system built for the toughest adventures.
- Make transporting your tools a snap by combining the Gear Grips with the LinQ system.
- 360° orientation.
- Sold in pairs.

## LinQ Accessories

<b>LinQ Adapter</b>	Commander, Commander MAX, Maverick Trail, Maverick Sport, Maverick Sport MAX	<b>715003058</b>
 <ul style="list-style-type: none"> <li>Sold in pack of 4.</li> </ul>		
<b>LinQ Base Installation Kit</b>	Commander, Commander MAX, Maverick Trail, Maverick Sport, Maverick Sport MAX	<b>715008125</b>
 <ul style="list-style-type: none"> <li>Unique mounting fastener usable on any LinQ system accessory.</li> <li>Included: 2 cargo LinQ bases and hardware.</li> </ul>		
<b>LinQ Lock</b>	Commander, Commander MAX, Maverick Trail, Maverick Sport, Maverick Sport MAX	<b>860201968</b>
 <ul style="list-style-type: none"> <li>Simple way to securely lock most LinQ accessories.</li> <li>Lock cover protects lock from the elements.</li> <li>Corrosion resistant.</li> <li>Pack of 1, includes 2 keys.</li> <li>Not compatible with LinQ 4.2 US Gal (16 L) Cooler, LinQ Tool Box, LinQ Tool Holder and LinQ Gear Grips.</li> </ul>		
<b>LinQ Replacement Part</b>	Maverick Trail, Maverick Sport, Maverick Sport MAX	<b>715001707</b>
 <ul style="list-style-type: none"> <li>Unique mounting fastener usable on any LinQ system accessory.</li> <li>Tool-less installation and removal.</li> <li>Sold in pairs.</li> </ul>		
<b>LinQ Anchor Adapter kit</b>	Maverick Trail, Maverick Sport, Maverick Sport MAX	<b>715004960</b>
 <ul style="list-style-type: none"> <li>Allows the installation of LinQ accessories with 16" base on LinQ racks.</li> <li>Tool-less installation and removal.</li> <li>LinQ pivoting rack is required for installation.</li> </ul>		

# CARGO & STORAGE

## Cargo

<b>LinQ Cargo Rack</b>	Commander, Commander MAX	<b>715006815</b>
 <ul style="list-style-type: none"> <li>Strong, durable steel rack 7/8".</li> <li>Easy and tool-less installation with LinQ system.</li> <li>Allows the installation of LinQ accessories.</li> <li>Allows multi-level storage on cargo bed.</li> <li>Helps keep cargo securely in place.</li> <li>Multiple bungee cord and tie-down points.</li> </ul>	<ul style="list-style-type: none"> <li>Kit includes LinQ Base 36".</li> <li>15" clearance under the rack for other cargo.</li> <li>Not compatible with Tonneau Cover (715006816).</li> <li>Commander &amp; Commander MAX: Not compatible with the LinQ Gun Case (715009240).</li> </ul>	
<b>Integrated Tailgate Extension</b>	Commander, Commander MAX	<b>715006810</b>
 <ul style="list-style-type: none"> <li>Integrated design that lets the extension fold away inside the tailgate when not needed.</li> <li>Steel construction for rugged durability.</li> <li>Not EC compliant.</li> </ul>		



<b>Tonneau Cover</b>	Commander, Commander MAX	<b>715006816</b>
----------------------	--------------------------	------------------



- Fitted to cover all of the items in your cargo box.
- Prevents splash from entering the cargo box.
- Rolls up to the front.
- Easily removable for quick access.
- Not compatible with accessories that exceed the bed height.

<b>All-Terrain Trunk Cover</b>	Maverick Trail, Maverick Sport (except X mr), Maverick Sport MAX	<b>715003701</b>
--------------------------------	---	------------------



- Transforms your rear cargo area into a fully enclosed and weather-resistant car-like trunk box.
- Gas spring assisted opening.
- Integrated mounting location inside the trunk cover for Dome Light (715002455) (sold separately).
- Rotomolded construction provides exceptional rigidity.
- LinQ accessories can be installed on or inside the trunk cover.
- LinQ Base Installation Kit required for installation on the trunk cover.

<b>Fixed Tailgate</b>	Maverick Trail, Maverick Sport, Maverick Sport MAX	<b>715004357</b>
-----------------------	---	------------------



- Rigid rotomolded construction.
- Encloses the rear cargo opening perfectly and helps keep cargo securely in place.
- Matches the vehicle's styling.

## Storage

<b>Soft Storage Bag</b>	Commander, Commander MAX, Maverick Trail, Maverick Sport, Maverick Sport MAX	<b>715003759</b>
-------------------------	--	------------------



- 11.8 gal (45 L) capacity soft cargo bag designed with vehicle's rear in mind to maximize potential storage.
- 3-section bag.
- Transport gear in a weatherproof bag.

<b>Storage 2.6 Gal (10 L) Bag</b>	Commander, Commander MAX, Maverick Trail, Maverick Sport, Maverick Sport MAX	<b>269502121</b>
-----------------------------------	--	------------------



- Roll-top dry bag for fully protecting your cargo from the elements.

<b>Overhead Storage Bags</b>	Commander, Commander MAX, Maverick Trail, Maverick Sport, Maverick Sport MAX	<b>715005018</b>
------------------------------	--	------------------



- Weather-resistant bags, hold your gear safely and securely while riding.
- Include 2 overhead soft bags mounted on a tubular frame that sits between cage and roof.
- 2.4 gal (9 L) total capacity.
- Bimini Roof with sun visor or Sport Roof needed for installation.
- Not compatible with the Complete Wet Sounds Audio System.

<b>Shoulder Storage Bag</b>	Commander, Commander MAX, Maverick Trail, Maverick Sport, Maverick Sport MAX	<b>715005019</b>
-----------------------------	--	------------------



- Weather-resistant semi-rigid bag holds your gear safely and securely while riding.
- Bag attaches in unused space between the seats to increase your vehicle's cargo capacity.
- 2.8 gal (10.5 L) capacity.

## Removable Central Storage Bag

Commander MAX, Maverick Sport MAX

715004794



- Weather-resistant bag holds your gear safely and securely while riding.
- Both front and rear passengers can access the bag's contents.
- Designed as a 1.3 gal (5.2 L) capacity pocket, also equipped with inner netting compartments and side pockets.
- Can be removed in seconds and includes shoulder strap for transportation.
- Perfect to bring your gear on and off your vehicle.

## Passenger Storage Seat Bag

Commander, Commander MAX, Maverick Trail, Maverick Sport, Maverick Sport MAX

715008080



- This weather-resistant bag holds your gear safely and securely while you ride.
- Bag settling on the passenger seat to increase the vehicle's cargo capacity.
- This bag features a 14.5 gal (55 L) storage capacity and is divided into two compartments.
- The top compartment is insulated to keep your beverages cold and includes two cup holders.
- Additional pocket inside for additional storage, such as a cell phone.
- The bottom compartment is accessible from both sides and serves as a large pocket for storing various items.
- The detachable pocket at the front of the bag can be used as a garbage bag.

## Soft Cooler

Commander, Commander MAX, Maverick Trail, Maverick Sport, Maverick Sport MAX

715003728



- Soft cooler made of durable canvas.
- Removable shoulder strap and carry handles.
- Foam insulation and water-resistant interior liner.
- 2.2 gal (4.5 L) capacity.

# RACKS & HOLDERS

## Adventure Roof Rack

Commander MAX, Maverick Sport MAX

715004095



- Ideal cargo solution for packing everything you need to live your off-road experience fully and completely.
- Built with heavy-duty 1.5" (3.8 cm) and 1.25" (3.2 cm) diameter steel tubing.
- Loads of up to 75 lb (34 kg).
- LinQ support plates allow for installation of accessories with 16" base.
- Integrated mounting points for the installation of the 39" (99 cm) Double Stacked LED Bar (front).
- Features anchor points for spare tire attachment.
- Spare Tire Tie-Downs sold separately.
- Add the Cargo Box Net to secure and confine your cargo in the rack.
- Can be installed without a roof or with Sport Roof only.

## Rear Adventure Rack

Commander, Commander MAX

715006809



- Made of heavy-duty steel.
- Increases the cargo versatility of the vehicle.
- Allows a Commander 2-up to fit a MAX Sport Roof or Bimini Roof on top to protect the cargo area.
- Allows a Commander 2-up to fit MAX Adventure Roof Rack to increase cargo capacity.
- Not compatible with other bed installed accessories.

## Adventure Rack Enclosure

Commander  
Commander MAX

715006818

715008246



- Works with Rear Adventure Rack.
- Rear-panel zip-type windows with roll-down feature.
- Covers all accessories mounted inside of the Rear Adventure Rack.
- Compatible only with Sport Roof.
- Compatible with Track Kit and Pre-filter only in Pickup configuration.
- Track Kit and Pre-filter are not compatible with the SUV configuration.
- Not compatible with snorkel kits or X mr models.


## Cargo Bed Rails

Commander, Commander MAX

715006824



- Add an integrated tie-down area to your cargo box.
- Added cargo box protection.
- Inside and outside anti-corrosion coating with durable powder-coat finish.
- Heavy-duty 1" (2.5 cm) diameter steel tube construction.
- Adds height to the bed side wall and serves as a tie-down point.
- Sold in pairs.

<b>Deluxe Headache Rack</b>	Commander, Commander MAX (except X mr models)	<b>715006823</b>
	<ul style="list-style-type: none"> <li>• Protects cab from cargo load.</li> <li>• Compatible with cargo bed rails.</li> <li>• Not compatible with Snorkel Kit (715003705).</li> </ul>	
<b>LinQ Pivoting Rack</b>	Maverick Trail, Maverick Sport, Maverick Sport MAX	<b>715008297</b>
	<ul style="list-style-type: none"> <li>• LinQ latched rack allows for extra LinQ mounted accessories or the addition of ATV LinQ rack extensions.</li> <li>• Includes custom tie-down strap for fast spare tire installation or removal (tire not included).</li> <li>• Gas-cylinder pivot action, locks in the raised position.</li> <li>• Not compatible with Gear Rail (715003703), Lonestar Racing and DragonFire tire carrier, Lonestar Racing Number Plate, Rear Intrusion Bars and LinQ Cargo Rack.</li> <li>• Compatible with the All-Terrain Trunk Cover.</li> </ul>	
<b>LinQ Rack Extension</b>	Maverick Trail, Maverick Sport, Maverick Sport MAX	<b>715003771</b>
	<ul style="list-style-type: none"> <li>• Made of strong and durable die-cast-aluminum.</li> <li>• Helps to keep cargo securely in place.</li> <li>• Easy and tool-less installation thanks to the LinQ system.</li> </ul>	
<b>LinQ Cargo Rack</b>	Maverick Trail, Maverick Sport, Maverick Sport MAX	<b>715003702</b>
	<ul style="list-style-type: none"> <li>• Made of durable die-cast aluminum and strong aluminum tubing frame.</li> <li>• Allows the installation of LinQ Trunk Boxes on top and the addition of more LinQ accessories in cargo box.</li> <li>• Easy and tool-less installation thanks to the LinQ system.</li> </ul>	
<b>Spare Tire Carrier</b>	Maverick Trail, Maverick Sport, Maverick Sport MAX	<b>715004471</b>
	<ul style="list-style-type: none"> <li>• Holds spare tire in place.</li> <li>• Designed for fast tire removal.</li> <li>• Can hold tires up to 30" in diameter (tire is not included).</li> <li>• Rear bumper mounted, does not encumber the cargo area.</li> <li>• Made of heavy-duty 1.5" (3.8 cm) diameter steel tubing.</li> <li>• Inside and outside anti-corrosion coating with durable powder coat finish.</li> <li>• Requires Rear Trail Bumper (715007109) or Rear Rancher Bumper (715004304).</li> </ul>	
<b>Cargo Box Net</b>	Commander, Commander MAX, Maverick Sport MAX	<b>715001371</b>
	<ul style="list-style-type: none"> <li>• Solid net designed to secure and ensure the compact confinement of your Adventure Roof Rack.</li> </ul>	
<b>LinQ Tool and Gun Holder</b>	Commander, Commander MAX	<b>715005466</b>
	<ul style="list-style-type: none"> <li>• 2-in-1 holding rack can be used both on the job or on the hunt.</li> <li>• Include 5 locations to securely hold tools and guns using rubber grips and retention straps at the top and a rubber mat with gunstock shaped molding at the bottom.</li> <li>• Easy to remove, install or reposition using our simple and secure LinQ system.</li> <li>• Can be attached at multiple positions along the cargo bed walls, facing inside or outside the bed.</li> <li>• Can be attached on the inside of the cargo, behind the cab.</li> <li>• Not compatible with Headache Rack.</li> </ul>	
<b>LinQ Gun Case</b>	Commander, Commander MAX, Maverick Trail, Maverick Sport, Maverick Sport MAX	<b>715009240</b>
	<ul style="list-style-type: none"> <li>• Practical design allows you to store shotguns and rifles up to 52" (132 cm) even with optics.</li> <li>• Adapt to different weapon shapes and features with foam cushions that can be repositioned.</li> <li>• LinQ-mounted for efficient and secure storage, locked in place with only a quarter turn.</li> <li>• No mount required on Commander and Commander MAX.</li> <li>• Mount kit required for Maverick Trail, Maverick Sport and Maverick Sport MAX.</li> <li>• Commander &amp; Commander MAX: Not compatible with LinQ Cargo Rack (715006815).</li> </ul>	



**LinQ Gun Case Mounting Kit**

Maverick Sport, Maverick Sport MAX, Maverick Trail

**715006444**

- Required to install the Can-Am Gun Case on a Maverick Sport, Maverick Sport MAX and Maverick Trail.
- Allows you to install up to two LinQ gun cases.

**Gear Rail**

Maverick Trail, Maverick Sport, Maverick Sport MAX

**715003703**

- Sturdy gear rail design with C-clamps attached on the roll cage.
- Offers mounting points for the Stronghold Auto-Latch Mount or for the Universal Saw Press by Kolpin.
- Can hold up to two gun boots.
- Not compatible with the Gun Boot 6.0 Impact by Kolpin (715001419).

**Universal Saw Press by Kolpin**

Maverick Trail, Maverick Sport, Maverick Sport MAX

**715001423**

- Specially crafted for transporting your chainsaw securely and safely aboard your side-by-side vehicle.
- Heavy-duty, black powder-coated metal bracket designed to attach any chainsaw model with up to a 20" (51 cm) bar.
- Rubber pads provide cushion and tight fit.
- Hinged design for quick removal.
- Holds saw in vertical position or 45° angle in either direction.
- Requires Gear Rail (715003703).
- Protective sheath included.

**Spare Tire Ratchet Tie-Downs**

Commander, Commander MAX, Maverick Trail, Maverick Sport, Maverick Sport MAX

**280000955**

- 3-way ratcheting tie-down strap with loop ends.
- Designed to securely hold spare tires on accessories equipped with integrated spare tire attachment points.
- Adjustable to accommodate most common UTV tire sizes.
- Ratchet and junction ring made of durable zinc-plated steel.
- Required for spare tire attachment on Adventure Roof Rack and LinQ Pivoting Rack.

**Heavy-Duty Ratchet Tie-Down**

Commander, Commander MAX, Maverick Trail, Maverick Sport, Maverick Sport MAX

**715008308**

- 1,000 lb (454 kg) safe working load.
- 1.5 in. x 6 in. (38 mm x 1.8 mm) strap with BRP brands.
- Deluxe ratchet with rubber handle.
- Black-coated clip hooks.
- 12" (300 mm) webbing included.
- Pack of two.

**Bolt-On<sup>†</sup> Retractable Ratcheting Tie-Downs**

Commander, Commander MAX, Maverick Trail, Maverick Sport, Maverick Sport MAX

**295101072**

- Perfect for transporting your powersport vehicle or securing loads.
- Mounts easily: Bolts on any flat surface (e.g., truck bed or frame).
- 1" x 6' (2.5 cm x 1.8 m) tie-down strap with heavy-duty stitching that delivers a 500 lb (226 kg) working load strength and 1,500 lb (680 kg) break strength.
- Convenient retractable push button automatically slackens, spools and stores away strap, while the ratchet mechanism tightens the strap snugly to secure your vehicle or load into place.
- Rubber ratcheting handle provides firm grip, and the hook is vinyl coated to protect whatever surface it hooks into.
- Sold in pairs.

**Ratchet Tie-Downs**

Commander, Commander MAX, Maverick Trail, Maverick Sport, Maverick Sport MAX

**715008309** - Black/Gray

- 400 lb (181 kg) safe working load.
- 1" x 10' (2.5 cm x 3 m) strap with Sea-Doo, Ski-Doo and Can-Am logos.
- Deluxe ratchet with rubber handle.
- Coated S hooks.
- Pack of 2.

# LIGHTS

		② Choose your lights								
① Choose your mount point	BAJA DESIGNS <sup>†</sup> LIGHTS				CAN-AM LIGHTS					
	10" (25 cm) LED Light Bar	XL Sport LED Lights (sold in pairs)	Squadron Sport LED Lights (sold in pairs)	XL80 LED Lights (sold in pairs)	10" Double Stacked LED Bar	15" Double Stacked LED Bar	39" Double Stacked LED Bar	4" Round LED Lights (sold in pairs)	3.5" Spot or Flood LED Lights (sold in pairs)	
<b>XT &amp; X mr</b> Front Bumper <i>(Stock on XT, XT-P and X mr)</i>	710006819 (X mr Only) + 715007049 (Power Cable)	710006821 + 715008865 (Power Cable)	710006820 + 715008865 (Power Cable)	710005041 + 715007049 (Power Cable)	715002933 + 715003670 (Power Cable)	715002934 + 715003670 (Power Cable)	NA	715002935 (4" Round), 715009774 (3.5" Flood) or 715009775 (3.5" Spot) + 715003670 (Power Cable)		
<b>Trail Bumper</b>	NA				715002933 + 715003670 (Power Cable)					
<b>Commander Front Bumper</b>	710006819 + 715007049 (Power Cable)				NA					
<b>Sport Roof &amp; Bimini Roof</b>	710006819 + 715007049 (Power Cable) <i>*Optional Overhead Switch Panel</i> 715003669	710006821 + 715008865 (Power Cable) <i>*Optional Overhead Switch Panel</i> 715003669	710006820 + 715008865 (Power Cable) <i>*Optional Overhead Switch Panel</i> 715003669	710005041 + 715007049 (Power Cable) <i>*Optional Overhead Switch Panel</i> 715003669	715002933 + 715003670 (Power Cable) + 715003669 (Overhead Switch Panel)	715002934 + 715003669 (Overhead Switch Panel)	715004007 + 715005822 (Mounting Kit) <i>*Optional Overhead Switch Panel</i> 715003669	715002935 (4" Round), 715009774 (3.5" Flood) or 715009775 (3.5" Spot) + 715003669 (Overhead Switch Panel)		
<b>Top Roll Cage</b>							715004007 + 715005822 (Mounting Kit)		NA	
<b>Sport Roof</b> Back Position	NA	NA	NA	NA	NA	NA	NA	NA	715009774 or 715009775 + 715003669 + 715004910	

**③ Order** **Order all part numbers in intersecting box**  
*\*Note: When installing more than one light kit, additional light power cable or mounting kit is required.*

\*All lights are intended for off-road use only.

<b>Baja Designs Light Power Cable</b> <i>(Not illustrated)</i>	Commander, Commander MAX, Maverick Trail, Maverick Sport, Maverick Sport MAX	<b>715008865</b>
---	--	------------------

- Required for installation of Baja Designs LED lights onto roof or bumper.
- Baja Designs XL Sport LED Lights and Baja Designs Squadron Sport LED Lights.

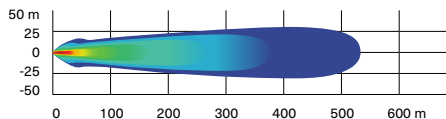
<b>Baja Designs Light Power Cable</b> <i>(Not illustrated)</i>	Commander, Commander MAX, Maverick Trail, Maverick Sport, Maverick Sport MAX	<b>715007049</b>
---	---	------------------

- Required for installation of Baja Designs LED lights onto roof or bumper.
- 10" (25 cm) Baja Designs OnX6 LED Bars and Baja Designs XL80 LED Lights.

<b>Baja Designs 10" (25 cm) OnX6 LED Light Bar</b>	Commander, Commander MAX, Maverick Trail, Maverick Sport, Maverick Sport Max	<b>710006819</b>
--	--	------------------



**12,460 lumens**



- 108 W light bar producing 12,460 lumens.
- Equipped with 6 Cree XM-L2 LEDs.
- Driving/combo light pattern for smooth blend of light for both near field applications and distance.
- Dual intensity (high/low) settings.
- Requires Baja Designs Light Power Cable.
- Compatible with front bumper (715007248 and 715007631) and X mr bumper only if the winch is removed. Not compatible with the XT and XT-P bumper.
- See table for installation location and requirements.
- Not EC compliant.

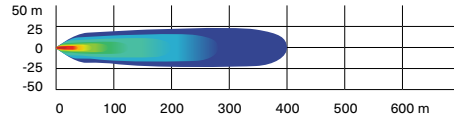
## Baja Designs XL80 LED Lights

Commander, Commander MAX,  
Maverick Trail, Maverick Sport,  
Maverick Sport Max

710005041



9,500  
lumens



- 80 W per spot producing 9,500 lumens.
- Equipped with 4 Cree XHP50 LEDs per spot.
- Dual intensity (high/low) settings.
- Driving/combo light pattern for smooth blend of light for both near field applications and distance.

- Require Baja Designs Light Power Cable.
- Sold in pairs.
- Dimensions: 4.5" x 4.5" (11.4 cm x 11.4 cm).
- See table for installation location and requirements.
- Not EC compliant.


## Baja Designs Squadron Sport LED Lights

Commander, Commander MAX,  
Maverick Trail, Maverick Sport,  
Maverick Sport Max

710006820



3,150  
lumens



- 26 W per spot producing 3,150 lumens.
- Equipped with 4 Cree XP-G2 LEDs per spot.
- Wide cornering light pattern designed specifically for cornering, dust and/or fog conditions.

- Require Baja Designs Light Power Cable.
- Sold in pairs.
- Dimensions: 3" x 3" (7.6 cm x 7.6 cm).
- See table for installation location and requirements.
- Not EC compliant.

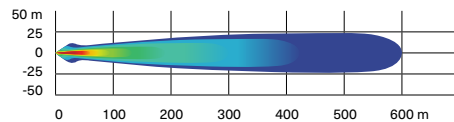
## Baja Designs XL Sport LED Lights

Commander, Commander MAX,  
Maverick Trail, Maverick Sport,  
Maverick Sport Max

710006821



3,150  
lumens



- 26 W per spot producing 3,150 lumens.
- Equipped with 4 Cree XP-G2 LEDs per spot.
- High Speed Spot features a longer and narrower beam focus for illumination farther down.

- Require Baja Designs Light Power Cable.
- Sold in pairs.
- Dimensions: 4.5" x 4.5" (11.4 cm x 11.4 cm).
- See table for installation location and requirements.
- Not EC compliant.

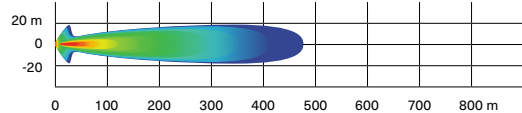
## 10" (25 cm) Double Stacked LED Light Bar (60 W)

Commander, Commander MAX,  
Maverick Trail, Maverick Sport,  
Maverick Sport MAX

715002933



5,400  
lumens



- Equipped with twelve 5 W Cree LEDs.
- 5,400 lumens.
- Packs a big punch for its size.
- Rugged and waterproof.
- Can be installed in stock XT and XT-P bumpers.

- Requires light power cable for installation.
- Lights up to more than 1,500 ft (460 m) in front of the vehicle and around 65 ft (20 m) wide on each side.
- Not EC compliant.
- See table for installation location and requirements.

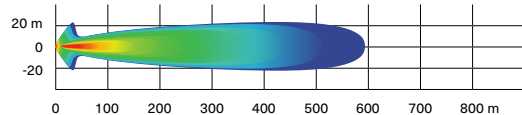
## 15" (38 cm) Double Stacked LED Light Bar (90 W)

Commander, Commander MAX,  
Maverick Trail, Maverick Sport,  
Maverick Sport Max

715002934



8,400  
lumens



- Equipped with 18 5 W Cree LEDs.
- 8,400 lumens.
- Complements the Light Racks and most bumpers.
- Rugged and waterproof.

- Lights up to more than 1,900 ft (580 m) in front of the vehicle and around 65 ft (20 m) wide on each side.
- Not EC compliant.
- See table for installation location and requirements.



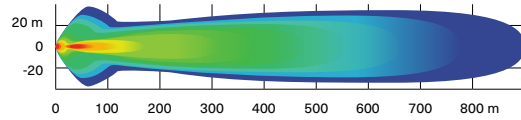
### 39" (99 cm) Double Stacked LED Light Bar (270 W)

Commander, Commander MAX,  
Maverick Trail, Maverick Sport,  
Maverick Sport Max

715004007



24,300  
lumens



- Equipped with 54 5 W Cree LEDs.
- 24,300 lumens.
- Lights up to more than 2,900 ft. (900 m) in front of the vehicle and around 115 ft. (35 m) wide on each side.
- Compatible on the Adventure Roof Rack.

- Maverick Trail, Maverick Sport, Maverick Sport MAX: Requires Light Mounting Kit for 39" (99 cm) LED Light Bar (715005822) and/or Lonestar Racing Mounts for 39" (99 cm) Double Stacked LED Light Bar (715004877) for installation.
- Commander 2021 & up: Requires Light Mounting Kit for 39" (99 cm) LED Light Bar (715005822) and/or Lonestar Racing Mounts for 39" (99 cm) Double Stacked LED Light Bar (715004877) for installation.
- See table for installation location and requirements.
- Not EC compliant.

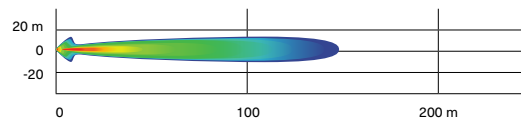
### 4" (10 cm) Round LED Lights (2 x 25 W)

Commander, Commander MAX,  
Maverick Trail, Maverick Sport,  
Maverick Sport Max

715002935



1,800  
lumens



- 25 W LED spotlights.
- 1,800 lumens.
- Rugged and waterproof.
- Includes basic wiring and switch.
- Can-Am branded grill.

- Requires light power cable.
- Sold in pairs.
- Not EC compliant.
- See table for installation location and requirements.

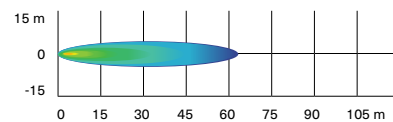
### 3.5" (9 cm) LED Driving Lights (2 x 14 W)

Commander, Commander MAX,  
Maverick Trail, Maverick Sport,  
Maverick Sport Max

715009775



1,260  
lumens



- 14 W LED lights producing 1,260 lumens each.
- Spot lens for a narrow and long light beam spread, ideal when driving at higher speeds.
- Equipped with six high-power LEDs in a heavy-duty die-cast aluminum housing.

- Features two attachment points. If one attachment point fails due to a collision, rotate to the next channel point and remount the light.
- Sold in pairs.
- ECE certified.
- See table for installation location and requirements.

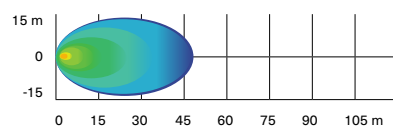
### 3.5" (9 cm) LED Flood Lights (2 x 14 W)

Commander, Commander MAX,  
Maverick Trail, Maverick Sport,  
Maverick Sport Max

715009774



1,260  
lumens



- 14 W LED lights producing 1,260 lumens each.
- Flood lens for a wide light beam spread, ideal for working applications like plowing or cornering. Suitable for dusty or foggy riding conditions.
- Equipped with six high-power LEDs in a heavy-duty die-cast aluminum housing.

- Features two attachment points. If one attachment point fails due to a collision, rotate to the next channel point and remount the light.
- Sold in pairs.
- ECE certified.
- See table for installation location and requirements.

### Light Power Cable

(Not illustrated)

Commander, Commander MAX,  
Maverick Trail, Maverick Sport,  
Maverick Sport MAX

715003670

- Power cable for installation of compatible Can-Am light kits on front bumpers or roof.

## LED Headlights Assembly

Commander, Commander MAX,  
Maverick Trail, Maverick Sport,  
Maverick Sport MAX

715003667



- The headlights in this upgrade kit draw a maximum of 40 W (2 x 20 W) of power while providing brighter light output.
- Lower power consumption and longer lasting than standard halogen bulbs.

*Installation of some accessories shown may impact vehicle compliance with some regulations.  
Consult your local dealer for information.*

## LED Signature Lights

Commander, Commander MAX

715006896



- The stylish LED set adds a finishing touch, accentuating its aggressive stance.

## Can-Am LED Signature Lights

Maverick Trail, Maverick Sport,  
Maverick Sport MAX

715003673



- Add style with a more aggressive look.
- Use bright and energy efficient LEDs.
- Do not give additional lighting for driving.

*Installation of some accessories shown may impact vehicle compliance with some regulations.  
Consult your local dealer for information.*

## Dome Light

Commander, Commander MAX,  
Maverick Trail, Maverick Sport,  
Maverick Sport MAX

715002455



- LED array integrates perfectly with vehicle.
- Wiring included.
- Can be installed on cage, Sport Roof or All-Terrain Trunk Cover.

## Mounting Kit for 39" (99 cm) LED Light Bar

(Not illustrated)

Commander, Commander MAX,  
Maverick Trail, Maverick Sport,  
Maverick Sport MAX

715005822

- Required for installation of the 39" (99 cm) double stacked LED Light Bar.
- Includes wiring and support bracket.
- Light Support Bar required for installation.

## Roof Power Cable

(Not illustrated)

Commander, Commander MAX,  
Maverick Trail, Maverick Sport,  
Maverick Sport MAX

715003094

- Brings power from the battery.
- Required for installation of some electrical accessories.

## Rear Lights Power Cable

(Not illustrated)

Commander, Commander MAX,  
Maverick Trail, Maverick Sport,  
Maverick Sport MAX

715004910

- Power cable that allows you to install rear cargo lights on your vehicle.
- Use in conjunction with the 3.5" (9 cm) LED Flood Lights (2 x 14 W) (sold separately).
- This set-up will illuminate your rear cargo area and surroundings.
- Sport Roof and Overhead Switch Panel (715003669) required.

# AUDIO & COMMUNICATION SYSTEMS

## Audio

**NEW Can-Am Audio Roof** | Commander, Maverick Trail, Maverick Sport | **715006309**



- Full roof with premium JL Audio system for Commander.
- Fully sealed and waterproof components and construction.
- Simple to install: one connector connects the roof to the vehicle's electrical system.
- Weatherproof components: Four 7.7" coaxial speakers, 280 watt amplifier and Mediamaster® source unit.
- AM/FM tuner.
- Expertly tuned for exceptional sound on the move in your Commander.
- Speakers include adjustable RGB LED cone illumination, controlled via an app on your smartphone.
- Mediamaster® source unit equipped with 3" full-color LCD display, with day/night lighting modes.
- Designed to not drain the battery.
- Compatible with 39 in. (99 cm) Double Stacked LED Light Bar (270 W) (715004007).
- Not compatible with Adventure Roof Rack.

**NEW Can-Am Audio Roof MAX** | Commander MAX, Maverick Sport MAX | **715006842**



- Full roof with premium JL Audio system for Commander MAX.
- Fully sealed and waterproof components and construction.
- Simple to install: one connector connects the roof to the vehicle's electrical system.
- Weatherproof components: Six 7.7" coaxial speakers, 280 watt amplifier and Mediamaster® source unit
- AM/FM tuner.
- Expertly tuned for exceptional sound on the move in your Commander MAX.
- Speakers include adjustable RGB LED cone illumination, controlled via an app on your smartphone.
- Mediamaster® source unit equipped with 3" full-color LCD display, with day/night lighting modes.
- Designed to not drain the battery.
- Compatible with 39 in. (99 cm) Double Stacked LED Light Bar (270 W) (715004007).
- Not compatible with Adventure Roof Rack.

**NEW Can-Am Audio Roof Flip Kit** | Commander, Commander MAX, Maverick Trail, Maverick Sport, Maverick Sport MAX | **715007228**



- Combines with the Can-Am JL Audio Roof (715006309 or 715006842) for Flip option.
- Not compatible with the Roof Rack.

**Complete Wet Sounds<sup>†</sup> Audio System** | Commander, Commander MAX, Maverick Trail, Maverick Sport, Maverick Sport MAX | **715003672**



- Orchestrated for outstanding sound quality and the playlists of champions.
- Built-in 200 W amplifier with D-Bass Tech for improved low end bass response.
- Built-in Bluetooth<sup>†</sup> connectivity with source control.
- Aux input allows for use with non-Bluetooth devices.
- Turns itself off after 10 minutes of inactivity to save battery power.
- Designed to be Can-Am-tough in the most demanding riding conditions.
- Includes 4.5" (11.4 cm) front and 6.5" (16.5 cm) rear-roll-cage mounted stereo speakers and console integrated backlit control panel.

**Wetsound Stealth XT 6 Can-Am Edition Sound Bar** | Commander, Commander MAX, Maverick Trail, Maverick Sport, Maverick Sport MAX | **715008282**



- Built-in Bluetooth connectivity with source control.
- Built-in Broadcast mode.
- Backlit control panel with Integrated LED RGB cabin lights.
- Integrated LED Dome.
- IP67 rated RF wireless remote control.
- 3.5 Aux Input/Output.
- Built-in 300 W Class D Amplifier.
- 4 marine-rated 3" full range drivers.
- 2 marine-rated 1" tweeters.
- Operating voltage: 12 V.
- IP rated: IP67.
- Length: 21.31"
- Width: 4.04"
- Height: 3.85"
- Sound Bar Mounting Kit required for installation.

**Sound Bar Mount Kit**  
*(Not illustrated)* | Commander, Commander MAX, Maverick Trail, Maverick Sport, Maverick Sport MAX | **715004745**

- Required mount kit for the Wet Sounds Stealth 6 Ultra HD Can-Am Edition Sound Bar (715008282).



## Can-Am Subwoofer

Commander, Commander MAX,  
Maverick Trail, Maverick Sport,  
Maverick Sport MAX

715006359



- Powerful Wet Sounds 8" Subwoofer speakerbox that fits in the glove box.
- Easy plug-and-play connections to Wet Sounds audio system.
- Sturdy construction, tough enough to withstand harsh environments and sealed against moisture and dirt.
- 350 W amplifier and wiring included.

## Electronic Device Holder

Commander, Commander MAX,  
Maverick Trail, Maverick Sport,  
Maverick Sport MAX

715005212



- A great in-ride entertainment system platform.
- Robust injected-polypropylene construction allows for right fit and easy installation.
- Adjustable unit safely holds most tablets and smartphones measuring between 5.1" (13 cm) and 10" (25.4 cm) (with protective case).
- Allows the installation of Garmin Montana 680T GPS.
- Perfectly complements the Wet Sounds audio systems or Rugged Radios Intercom System to play music with your device.
- Integrated storage (2.5 gal (9.5 L) capacity) with access to the dash 12V outlet for device charging.
- Integrated mounting location for RAM mounts.
- Not compatible with Defrost, Heat and Ventilation System (715003678).

## Communication Systems

### Rugged Radios Helmet Headset Kit for Rear Passengers

With Rugged Radios Intercom System

715004380 - US ONLY



- Additional 12' (3.7 m) cables and Helmet Speaker/Mic Kits to upgrade your 2-person intercom system to a 4-person system.

*#Power Cable (715003094) is required for installation on MAX models.*

# ELECTRICAL & ELECTRONIC ACCESSORIES

## Electrical

### Defrost, Heat and Ventilation System

Commander, Commander MAX,  
Maverick Trail, Maverick Sport,  
Maverick Sport MAX

715003678



- Best integrated system on the market with 3 ventilation speeds and in-dash adjustable temperature.
- Adjustable/directional vents.
- 5 vents specially positioned for better windshield defrosting and passenger comfort.
- Automotive-style heater core and fan for best heating performance.
- Smart-Lok equipped vehicles require Adapter Kit (715007241).
- Not compatible with the ProVent Windshield.

### Heated Grab Bar Cover

Commander, Commander MAX,  
Maverick Trail, Maverick Sport,  
Maverick Sport MAX

715004500



- Made tough to hold up to the stresses of rough riding, this heated cover will keep your passenger's hands warm and securely gripped during long, cold outings.
- Easy to install and remove.
- This kit includes the heated grab bar cover and in-dash switch.
- Heated Accessories Wiring Harness (710005757) is required.
- Draws a maximum of 25 W and 1.8 A at 13.5 W.

### Seat Heater

Commander, Commander MAX,  
Maverick Trail, Maverick Sport,  
Maverick Sport MAX

715006112



- 25 W seat heater delivers chill-free riding comfort.
- High/low temperature settings allow you to control the desired degree of warmth.
- This kit includes one carbon fiber seat heater, foam sheet and in-dash switch.
- Installs directly in the original seat cushion.
- Heated Accessories Wiring Harness (710005757) is required for front seat installation.
- Heated Accessories Wiring Harness (715006004) is required for rear seat installation.

<b>Heated Visor Outlet</b>	Commander, Commander MAX, Maverick Trail, Maverick Sport, Maverick Sport MAX	<b>715001246</b>
----------------------------	--	------------------



- Strategically positioned on vehicle to maintain your agility.
- Optional visor outlet that delivers fog-free riding.
- Quick and easy installation.
- Sold individually.
- Heated Visor not included.

<b>Heated Accessories Wiring Harness</b> <i>(Not illustrated)</i>	Commander, Commander MAX, Maverick Trail, Maverick Sport, Maverick Sport MAX	<b>710005757</b>
--	--	------------------

- Electric harness required to hook up and operate front heated seats, heated steering wheel and heated grab bar.

<b>Heated Accessories Wiring Harness</b> <i>(Not illustrated)</i>	Commander MAX, Maverick Sport MAX	<b>715006004</b>
--	-----------------------------------	------------------

- Electric harness required to hook up and operate rear heated seats.

<b>Heater Adapter Kit for Smart-Lok</b> <i>(Not illustrated)</i>	Commander, Commander MAX, Maverick Trail, Maverick Sport, Maverick Sport MAX	<b>715007241</b>
---	--	------------------

- Adapter kit to fit heating system on Smart-Lok equipped vehicles.

## Electronic

<b>Cellphone Holder</b>	Commander, Commander MAX, Maverick Trail, Maverick Sport, Maverick Sport MAX	<b>715008786</b>
-------------------------	---	------------------



- Water resistant door allows for perfect phone positioning.
- Features capacitive and resistive touch screen technology.
- Spring system in back plate automatically adjusts for thickness.
- Fits all cellphones within 7.2" (185 mm) x 3.3" (85 mm) x 0.6" (15 mm) dimensions.
- Works with almost all charger wires.
- Does not include cellphone or charging wires.
- Requires the RAM GPS Mount (715003325) bolted directly on the dashboard for the Cellphone Holder to be supported. RAM GPS Mount (715003325) can also be installed on the Electronic Device Holder (715005212).

<b>RAM<sup>®</sup> GPS Mount</b>	Commander, Commander MAX, Maverick Trail, Maverick Sport, Maverick Sport MAX	<b>715003325</b>
----------------------------------	--	------------------



- Allows for GPS integration onto vehicle.
- Standard AMPS hole pattern for Garmin Cradle.

<b>Overhead Switch Panel</b>	Commander, Commander MAX, Maverick Trail, Maverick Sport, Maverick Sport MAX	<b>715003669</b>
------------------------------	--	------------------



- Fully integrated Overhead Switch Panel gives additional switch spots for electrical accessories.
- Required for Can-Am lights installation on the roof and for other top-mounted electrical accessories.
- Optional for Baja Designs lights.
- Requires Sport Roof or Bimini Roof with Sun Visor for installation.

<b>30 Ah Battery Holder</b>	Commander, Commander MAX, Maverick Trail, Maverick Sport, Maverick Sport MAX	<b>715004431</b>
-----------------------------	--	------------------



- Fixation plate designed to hold the 30 Ah Battery (515176151).
- 30 Ah Battery sold separately.

## C-TEK charger

860200997



- CTEK, the manufacturer of the smartest battery chargers in the world, has produced a BRP specific charger for all BRP products.
- Charger is built to meet the demanding arctic conditions.
- Ask your dealer for more information.

## Digitally Encoded Security System (D.E.S.S.™) Keys

Maverick Trail, Maverick Sport 2024 (except 700 engine)

715002458



- Top-security anti-theft protection for your vehicle.
- Encrypted chip technology restricts access to your vehicle's electronic ignition system.
- One vehicle/one code.
- A vibration/shock-resistant ball-and-socket design that ensures a reliable connection.
- 3 programmable modes:
  - Work mode: Limits vehicle speed to 40 kph (25 mph) but does not limit engine torque.
  - Normal mode: Limits vehicle speed to 70 kph (44 mph) and 50% torque reduction.
  - Performance mode: No restrictions.

## Digitally Encoded Security System (D.E.S.S.™) Keys

Maverick Trail 2024 (with 700 engine)

715009300



- Top-security anti-theft protection for Can-Am vehicles.
- The encrypted chip technology restricts access to the unit's electronic ignition system.
- One code per vehicle.
- Features a vibration/shock-resistant ball-and-socket design that ensures a reliable connection.
- Comes with three programmable keys, including:
  - Work key: Configurable vehicle speed limit between 30 kph (18 mph) and maximum vehicle speed that does not limit engine torque.
  - Normal key: Limits vehicle speed to 70 kph (44 mph) and 50% torque reduction on Maverick Trail models.
  - Performance key: No restrictions.

# WINCHES & HITCHES

## Can-Am HD Winches

### Can-Am HD 4500 Winch

Commander, Commander MAX,  
Maverick Trail, Maverick Sport,  
Maverick Sport MAX

715006416



- Ergonomic clutch handle.
- Rugged all-steel gears and bushings for more torque and durability.
- Automatic 100% load-holding brake.
- Sealed solenoid for all-weather protection.
- Weather sealed corded remote and dash mounted switch.
- EC compliant.
- Pulling strength capability of 4,500 lb (2,041 kg).
- 43' of  $\frac{1}{8}$ " (13.1 m of 6.3 mm) wire steel cable.
- Heavy-duty 4-way roller fairlead.
- Winch Electrical Harness (715003777) is required for installation.
- Commander X mr front bumper requires Winch Electrical Harness (715008218).

### Can-Am HD 4500-S Winch

Commander, Commander MAX,  
Maverick Trail, Maverick Sport,  
Maverick Sport MAX

715006417



- Ergonomic clutch handle.
- Rugged all-steel gears and bushings for more torque and durability.
- Automatic 100% load-holding brake.
- Sealed solenoid for all-weather protection.
- Weather sealed corded remote and dash mounted switch.
- Pulling strength capability of 4,500 lb (2,041 kg).
- 50' of  $\frac{1}{4}$ " (15.2 m of 6.35 mm) synthetic rope.
- Corrosion-proof aluminum hawse fairlead.
- Winch Electrical Harness (715003777) is required for installation.
- Commander X mr front bumper requires Winch Electrical Harness (715008218).



## WARN<sup>+</sup> VRX Winches

### WARN VRX 45 Winch

Commander, Commander MAX,  
Maverick Trail, Maverick Sport,  
Maverick Sport MAX

**715006110**



- Extreme IP68-rated waterproof sealing keeps the elements out.
- Durable all-metal construction.
- Black powder-coated finish and stainless steel fasteners for corrosion resistance.
- Robust new clutch design based on 70+ years of WARN 4 WD hub lock know-how.
- Load-holding brake for great control.
- Smooth and reliable all-metal three-stage planetary gear train.
- Dash-mounted rocker control.
- Limited lifetime warranty (mechanical), 3-year warranty (electrical).
- Pulling strength capability of 4,500 lb (2,041 kg).
- 50' of ¼" (15 m of 6.3 mm) wire steel cable.
- Roller fairlead.
- Winch Electrical Harness (715003777) is required for installation.
- Commander X mr front bumper requires Winch Electrical Harness (715008218).

### WARN VRX 45-S Winch

Commander, Commander MAX,  
Maverick Trail, Maverick Sport,  
Maverick Sport MAX

**715006111**



- Extreme IP68-rated waterproof sealing keeps the elements out.
- Durable all-metal construction.
- Black powder-coated finish and stainless steel fasteners for corrosion resistance.
- Robust new clutch design based on 70+ years of WARN 4 WD hub lock know-how.
- Load-holding brake for great control.
- Smooth and reliable all-metal three-stage planetary gear train.
- Dash-mounted rocker control.
- Limited lifetime warranty (mechanical), 3-year warranty (electrical).
- Pulling strength capability of 4,500 lb (2,041 kg).
- 50' of ¼" (15 m of 6.3 mm) synthetic rope.
- Cast aluminum hawse fairlead.
- Winch Electrical Harness (715003777) is required for installation.
- Commander X mr front bumper requires Winch Electrical Harness (715008218).

## Winch Accessories

### Can-Am HD Hawse Fairlead

Can-Am HD Winch

**715006426**



- A must when upgrading your winch with a synthetic cable, this corrosion-proof aluminum hawse fairlead will prevent the cable from snapping in a corner of a roller fairlead and from wearing prematurely due to the rough surface of the worn roller guide.
- Must be used with synthetic cables only.

### Roller Fairlead

Can-Am HD Winch

**710007082**



- Suggested when changing the wire rope.
- Heavy-duty replacement fairlead for winches.

### Synthetic Winch Cable

Can-Am HD Winch

**715006430**

WARN Winch

**715007783**



- 50' of ¼" (15.2 m of 6.35 mm) synthetic cable for Can-Am HD winches.
- Can-Am HD Hawse Fairlead (715006426) is required when upgrading to a synthetic cable to avoid premature cable damage and wear.
- WARN Hawse Fairlead (715007785) is required when upgrading to a synthetic cable to avoid damage and premature wear of the cable.

### Wire Rope Replacement

Can-Am HD Winch

**705014978**

WARN Winch

**715006699**



- 43' of 1<sup>5</sup>/<sub>64</sub>" (14.3 m of 6.35 mm) wire rope for Can-Am HD Winch.
- 55' of ¼" (16.8 m of 6.35 mm) wire rope for WARN winch kit.
- 4,500 lb (2,041 kg) pulling strength.

### Synthetic Cable Extension

**715001120**



- Lightweight ¼" (6.35 mm) diameter, easy to handle and won't rattle in cargo box.
- Easily attaches to winch cable to provide additional 50' (15.2 m) of distance.
- 4,500 lb (2,041 kg) single line capacity.

## Wired Remote Control

Can-Am HD Winch

715006504 (2020 & up)



- This kit allows winch owners to add the hand-held remote to vehicles with a stock winch.
- OEM stock winch and Wired Remote Control are sold separately.
- EC compliant.

## Wireless Remote Control

WARN Winch

715002542



- The system is quick and easy to install, thanks to a wiring harness with an integrated antenna and all necessary mounting hardware.
- Allows you to operate your winch from anywhere within a 50' (15.2 m) radius, increasing your recovery options.
- All components are weatherproof.

## Hitches

### Front Receiver Hitch

Commander, Commander MAX,  
Maverick Trail, Maverick Sport,  
Maverick Sport MAX

715003642



- Heavy-duty 1,500 lb (680 kg) towing capacity 2" (5 cm) receiver hitch.
- Perfect for precision towing in small spaces.

### Front and Rear Hitch Drawbar

Commander, Commander MAX

715008350



- Standard on 2" (5 cm) receiver hitch.
- It offers 1,650 lb (750 kg) of towing capacity.
- Hitch ball not included.
- Forged steel.

*Installation of some accessories shown may impact vehicle compliance with some regulations.  
Consult your local dealer for information.*

# PERFORMANCE

## Smart-Lok Technology

### Smart-Lok Differential

Maverick Trail, Maverick Sport,  
Maverick Sport MAX (2021 & prior)

705402936



- Can-Am-exclusive Smart-Lok technology constitutes a true fully lockable on-the-fly front differential with electronically controlled automatic modes.
- Choose your differential settings according to your riding need: "2x4" for rear wheel traction only, "4x4 Front Diff. Lock" for a fully locked 4 wheel drive, and "4x4 Smart Mode" that offers preset, intelligent calibrations for your type of riding.
- Using multiple input sources, "Smart Mode" will instantaneously engage locking with the right load at the right moment to procure maximum traction while retaining low-speed maneuverability, allowing for optimal placement and a feeling of confidence.
- The Smart-Lok Differential Kit comes standard with the Trail Mode.
- Mud, Rock and Trail Activ modes can be added by installing an additional Smart Mode Module (sold separately) to fine-tune your riding environment.
- Requires Performance Half Shafts (2x) and Smart-Lok Installation Kit for installation.

### Performance Half Shaft

Maverick Trail

705402423

Maverick Sport, Maverick Sport MAX

705402281



- High-performance design ideal for off-road use, with superior protection in any riding usage.
- Includes CVs, shaft and boots with the best suited geometry for your Can-Am vehicle.
- Required to install the Smart-Lok Differential Kit.

### Mud Smart Mode Module

(Not illustrated)

Models with Smart-Lok Differential

715005282

- This module allows you to add the Mud Smart Mode to vehicles with the Smart-Lok Differential Kit sold as an accessory or to change to the Mud Smart Mode on vehicles equipped with a standard Smart-Lok.
- The Mud Mode has been specially designed to deliver superior traction in the deepest mud holes.
- When high engine torque and/or slippage is detected, Smart-Lok will fully lock the front end.
- The system will stay locked until throttle release.
- Only one Smart Mode Module can be installed at a time.

### Rock Smart Mode Module

(Not illustrated)

Models with Smart-Lok Differential

715005283

- This module allows you to add the Rock Smart Mode to vehicles with the Smart-Lok Differential Kit sold as an accessory or to change to the Rock Smart Mode on vehicles equipped with a standard Smart-Lok.
- The Rock Mode has been specially designed to help cross challenging rocks.
- When high engine torque is detected at low vehicle speed, Smart-Lok will progressively lock the front end and will stay engaged until throttle release to prevent wheel slippage and provide optimal traction.
- The progressive engagement allows for easier steering when maneuvering the vehicle.
- Only one Smart Mode Module can be installed at a time.

### Trail Activ Smart Mode Module

(Not illustrated)

Models with Smart-Lok Differential

715005284

- This module allows you to add the Trail Activ Smart Mode to vehicles with the Smart-Lok Differential Kit sold as an accessory or to change to the Trail Activ Smart Mode on vehicles equipped with a standard Smart-Lok.
- The Trail Activ Mode has been designed for aggressive riding, delivering the ultimate cornering precision.
- When high engine torque and/or an increase in vehicle speed is detected, Smart-Lok will progressively engage the front end and keep it engaged until throttle release or vehicle speed reduction.
- The progressive engagement allows for smoother and lower steering effort.
- Only one Smart Mode Module can be installed at a time.

## Exhaust and Air Intake

### Yoshimura<sup>†</sup> Slip-On Exhaust

Maverick Sport, Maverick Sport MAX  
(models with 1000R engine)

715004452



- Developed in collaboration with Yoshimura.
- Made from 304-grade stainless steel.
- Sporty sound from a lighter-than-stock muffler.
- USDF/USDA approved spark arrester.
- EPA compliant.
- Not EC compliant.

*Installation of some accessories shown may impact vehicle compliance with some regulations. Consult your local dealer for information.*

### Performance Air Filter by Twin AIR<sup>†</sup>

Commander, Commander MAX, Maverick Trail, Maverick Sport,  
Maverick Sport MAX (models with 1000R engine)

715002895

Maverick Trail, Maverick Sport  
(except models with 1000R engine)

715003630



- The best choice for the harshest conditions.
- Multiple staged oiled filtering foam for superior dust retaining capacity with high airflow.
- Washable and reusable.

### Engine and CVT Pre-Filter Kit

(Not illustrated)

Commander, Commander MAX,  
Maverick Trail, Maverick Sport,  
Maverick Sport MAX

715004290

- Adds extra protection to your engine and CVT in harsh riding conditions.
- Filter blocks particles larger than 0.005" (0.1 mm).
- Water repellent screen.
- Mandatory to maintain the vehicle's warranty when tracks are installed.
- Recommended for winter riding conditions.
- Not compatible with Snorkel Kit.
- Not compatible with Adventure Roof Rack.

### Snorkel Pre-Filter

Commander, Commander MAX,  
Maverick Trail, Maverick Sport,  
Maverick Sport MAX

715005598



- Pre-filter specifically for snorkels.
- Adds extra protection to your engine in harsh riding conditions.
- Helps keep air filter cleaner.
- Filter blocks particles larger than 0.005" (0.13 mm).
- Mandatory to maintain vehicle warranty when tracks are installed.

### Snorkel Kit

Commander, Commander MAX (except 700 engines), Maverick Trail (except 700 engines), Maverick Sport, Maverick Sport MAX

715003705



- Raises point of engine and CVT air intakes so vehicle can be semi-submersed in water/mud without taking in water to the engine.
- Not compatible with S&B Particle Separator, LinQ Pivoting Rack, Lonestar Racing Rear Intrusion Bar and all rear panels and windows.
- Standard on Maverick Sport and Commander X mr models.

*Installation of some accessories shown may impact vehicle compliance with some regulations. Consult your local dealer for information.*

### Heavy-Duty Spring Kit

Maverick Trail

715004961



- This set of heavy-duty springs will stiffen your suspension.
- Perfect for reducing vehicle overall sag when shocks are under heavy demand: heavy loading and hauling or for snow clearing.
- Complete kit of 4 springs.

### Shock Covers

(Not illustrated)

Maverick Sport, Maverick Sport MAX

715002368

- Soft covers for shocks with ventilation holes.
- Eliminate dust and dirt intrusion into the shock cylinder, reducing risk of damage.
- Sold in pairs.

## Emergency Accessories

### Emergency Kit

Commander, Commander MAX, Maverick Trail, Maverick Sport, Maverick Sport MAX

715006102



- Complete emergency kit provides all essential equipment and supplies to get out of most unfavorable situations powersport enthusiasts can find themselves in.
- Includes: Jumper Cables, Air Compressor, Tire Repair Kit, Ratchet Tie-Down, Duct Tape, Tow Strap 3,300 lb (1,500 kg), Zip-Ties, Cloth Rags.

# APACHE TRACK SYSTEMS

### NEW Apache XC LT Track System

Maverick Trail, Maverick Sport, Maverick Sport MAX, Commander, Commander MAX

715007719



- Long Track version.
- Brand-new track design to optimize driving off and in deep snow conditions.
- Reduction in steering effort thanks to the tandem 4 wheels.
- Vibrations are reduced due to the alignment of the wheels with the rolling band of the track and the shaft damper mounted tandem.
- Better steering precision because of this wheel and track alignment due to good ground contact.
- 1.25" (3.175 cm) lugs in the front and in the back for better traction and lateral stability.
- Track width: front 12.5" and rear 15".
- Adds 3" (7.62 cm) of ground clearance versus 27" tires.
- Additional shaft dampers, tandem dampers, track design and wheel layout significantly reduce NVH (noise vibration harshness).
- Central guide for optimized track alignment and reduced occurrences of detracking.
- Optimized track layout with increased angle of attack for better obstacle crossing and snow performances.
- Stamped and welded steel frame for improved strength and durability.
- Easy maintenance with replaceable hub and wheel bearings.
- Main hub is oil bath with 3 bearings inside for consistent lubrication.
- DPS module and engine and CVT pre-filter required.
- Mounting kit sold separately.

*Installation of some accessories shown may impact vehicle compliance with some regulations. Consult your local dealer for information.*

### NEW Apache XC LT Mounting Kit

(Not illustrated)

See table for fit, compatibility and requirements.

715008611  
715008612  
715008613


- Required for installation of the Apache XC LT Track System.
- Track DPS Module and Pre-Filter not included.


*Installation of some accessories shown may impact vehicle compliance with some regulations. Consult your local dealer for information.*



## Winter Tracks

Limited Warranty\*

<b>Apache Backcountry Track System</b>	See table for specific models	<b>715005247</b>
 <ul style="list-style-type: none"> <li>Designed to deliver the best flotation level and deep-snow performance on the market.</li> <li>Contact patch is 23% bigger than the Apache 360 LT.</li> <li>Provides an impressive average ground clearance increase of 7" (18 cm), keeps the vehicle out of deep snow.</li> </ul>	<ul style="list-style-type: none"> <li>Aggressive track design with 2" (5 cm) lug height for maximum traction on snow.</li> <li>Apache Backcountry Mounting Kit, Track DPS Module and Engine and CVT Pre-Filter are required.</li> <li>For winter use only.</li> <li>Track installation will affect vehicle width and length.</li> </ul> <p><i>Installation of some accessories shown may impact vehicle compliance with some regulations. Consult your local dealer for information.</i></p>	


<b>Apache Backcountry LT Track System</b>	See table for specific models	<b>715005891</b>
 <ul style="list-style-type: none"> <li>Tracks designed to deliver the best snow performance on the market with unmatched flotation level and traction on snow surface.</li> <li>Large contact patch, 37% bigger than the Apache 360 LT.</li> <li>Impressive added ground clearance of 7" (18 cm) helps keep the vehicle over the snow.</li> <li>Lightweight snowmobile-inspired rail design.</li> <li>Aggressive track design with 2" (5 cm) lug height for maximum traction on snow.</li> </ul>	<ul style="list-style-type: none"> <li>Apache Backcountry LT Mounting Kit, Track DPS Module, Engine and CVT Pre-Filter are required.</li> <li>Fine-tune your track system using extra Idler Wheels, Sliders with Vespel Inserts and Rail Ice Scratcher.</li> <li>For winter use only.</li> <li>Track installation will affect vehicle width and length.</li> </ul> <p><i>Installation of some accessories shown may impact vehicle compliance with some regulations. Consult your local dealer for information.</i></p>	

<b>Apache Backcountry Mounting Kit</b> <i>(Not illustrated)</i>	See table for specific models Maverick Trail	<b>715004834</b> <b>715004285</b>
<ul style="list-style-type: none"> <li>Required for installation of the Apache Backcountry Track System.</li> <li>Not compatible with HMWPE Front and Rear A-Arm Protectors and Skid Plates.</li> <li>DPS Module and Pre-Filter not included.</li> </ul> <p><i>Installation of some accessories shown may impact vehicle compliance with some regulations. Consult your local dealer for information.</i></p>		

<b>Apache Backcountry LT Mounting Kit</b> <i>(Not illustrated)</i>	See table for specific models	<b>715005493</b>
<ul style="list-style-type: none"> <li>Required for installation of the Apache Backcountry Track LT System.</li> <li>DPS Module and Pre-Filter are required and sold separately.</li> <li>Not compatible with HMWPE Front and Rear A-Arm Protectors and Skid Plates.</li> </ul> <p><i>Installation of some accessories shown may impact vehicle compliance with some regulations. Consult your local dealer for information.</i></p>		


## Accessories

<b>Track DPS Module</b> <i>(Not illustrated)</i>	Maverick Trail 2024 & up, Commander, Commander MAX 2024 & up Commander, Commander MAX 2021 & up, Maverick Trail, Maverick Sport	<b>715006266</b> <b>715007338</b>
<ul style="list-style-type: none"> <li>Innovative DPS module that ensures speedometer accuracy and optimized steering assist which make for perfect track control and riding ease.</li> <li>Required to install the Apache and Backcountry Track Systems.</li> </ul> <p><i>Installation of some accessories shown may impact vehicle compliance with some regulations. Consult your local dealer for information.</i></p>		

<b>Rail Ice Scratchers</b>	Apache Backcountry and Apache Backcountry LT Track Systems	<b>860201728</b>
 <ul style="list-style-type: none"> <li>Provide additional lubrication in hard and icy conditions.</li> <li>Rail mounted, small, light.</li> <li>Design expands on coil concept to allow reversing without damage.</li> <li>Easily stored when not in use.</li> <li>Extend slider life.</li> </ul>		

## Year-Round Tracks

Limited Warranty\*

<b>Apache 360 LT Track System</b>	Commander, Commander MAX, Maverick Trail, Maverick Sport, Maverick Sport MAX	<b>715005103</b>
 <ul style="list-style-type: none"> <li>Multifunctional tracks designed to support heavy loads and to fit on most Can-Am off-road vehicles.</li> <li>Extra contact patch adjustment for better performance over rough terrain.</li> <li>Contact patch is 7 to 9% bigger than the Apache 360's.</li> <li>Average ground clearance of 16" (41 cm), 1" (2.5 cm) lugs in the front and 1.25" (3.2 cm) in the back.</li> </ul>	<ul style="list-style-type: none"> <li>EC compliant.</li> <li>Apache Backcountry LT Mounting Kit, Track DPS Module, Engine and CVT Pre-Filter are required.</li> </ul> <p><i>Installation of some accessories shown may impact vehicle compliance with some regulations. Consult your local dealer for information.</i></p>	

\*The limited warranty is subject to the exclusions, limitations of liabilities and all other terms and conditions of BRP's standard limited warranty.

### Apache 360 LT Mounting Kit

(Not illustrated)

See table for specific models

Maverick Trail

**715004755**

**715004833**

- Required for installation of the Apache 360 LT Track System.
- DPS module and Pre-Filter not included.
- Not compatible with HMWPE Front and Rear A-Arm Protectors and Skid Plates.

*Installation of some accessories shown may impact vehicle compliance with some regulations.  
Consult your local dealer for information.*

### Apache 360 LT Mounting Kit

(Not illustrated)

See table for specific models

**715005492**

- Required for installation of the Apache 360 LT Track System.
- DPS module and Pre-Filter not included.
- Not compatible with HMWPE Front and Rear A-Arm Protectors and Skid Plates.

*Installation of some accessories shown may impact vehicle compliance with some regulations.  
Consult your local dealer for information.*

## Accessories

### Idler Wheel Kit

Apache Backcountry Track System, rear tracks only

**860201230**  
141 mm

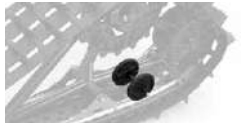


- Reduces drag and rolling resistance.
- Includes 2 wheels, brackets and hardware.
- Add up to 2 kits per rear track.
- Can extend slider life in hardened snow conditions.

### Apache Backcountry LT Wheel Kit

Apache Backcountry and Apache Backcountry LT Track Systems

**715006293**



- Additional wheel kit for Backcountry LT rear tracks.
- Reduces drag and rolling resistance in hard snow conditions or when transporting heavier loads.
- Extends slider life in hard snow conditions.
- Includes two wheels, cross shaft and mounting hardware per kit to service one track corner.
- Up to two kits per rear track can be installed.

### Sliders with Vespel<sup>†</sup> Inserts

Apache Backcountry and Apache Backcountry LT Track Systems

**503194815**



- Use DuPont Vespel inserts for less friction.
- Longer life.
- Can be cut to desired length.
- 8 needed per vehicle.
- Sold individually.

# APACHE TRACK SYSTEMS FITTING GUIDE

## Apache Backcountry and Backcountry LT

Model Year / Model	Track	Track Mount	Track DPS Module	Prefilter without Snorkel	Prefilter with Snorkel
2018 & Up Maverick Trail	715005247	715004285	715007338	715004290	715005598
2021* & Up Commander: DPS, XT 700 Commander: MAX DPS, XT 700		715004834			
2019 & Up Maverick Sport, Maverick Sport MAX (except X mr, X rc, X xc models)					
2021* & Up Commander, Commander MAX (except Commander DPS & Commander XT 700)		715005493			
2021* & Up Maverick Sport X mr, X rc, X xc					
2024 & Up Maverick Trail		715004285			
2024 & Up Commander: DPS, XT 700 Commander MAX: DPS, XT 700		715004834			

\*For 2021 models produced after January 18, 2021.

## Apache XC LT

Model Year / Model	Track	Track Mount	Track DPS Module	Prefilter without Snorkel	Prefilter with Snorkel
2018 to 2023 Maverick Trail	715007719	715008611	715007338	715004290	715005598
2021* to 2023 Commander: DPS, XT 700 Commander MAX: DPS, XT 700		715008613			
2019 & Up Maverick Sport, Maverick Sport MAX (except X mr, X rc, X xc models)					
2021 & Up Commander, Commander MAX (except Commander DPS & Commander XT 700)		715008612			
2021* & Up Maverick Sport X mr, X rc, X xc					
2024 & Up Maverick Trail		715008611			
2024 & Up Commander: DPS, XT 700 Commander MAX: DPS, XT 700		715008613			

\*For 2021 models produced after January 18, 2021.

## Apache 360 LT

Model Year / Model	Track	Track Mount	Track DPS Module	Prefilter without Snorkel	Prefilter with Snorkel
2018 to 2023 Maverick Trail	715005103	715004833	715007338	715004290	715005598
2021** to 2023 Commander DPS, XT 700		715004755			
2019 & Up Maverick Sport, Maverick Sport MAX					
2021** & Up Commander, Commander MAX		715005492			
2021** & Up Maverick Sport X mr, X rc, X xc					
2024 & Up Maverick Trail		715004833			
2024 & Up Commander DPS, XT 700		715004755			

\*\*For 2021 models produced after January 18, 2021.

# PROMOUNT PLOWS

## PROMOUNT PLOW KITS

### Reference Chart

	66" Black Steel	66" Yellow Steel	72" Black Steel	72" Yellow Steel	66" Flex2	72" Flex2
Plow Kit	715007775	715008174	715007777	715008173	715007774	715007776
Blade	715006337	-	715004474	715006021	715006265	715004485
Push Frame	715007752	715007752	715007752	715007752	715007752	715007752
Mounting Plate	715007742	715007742	715007742	715007742	715007742	715007742



### Can-Am ProMount Steel Plow Kits

<b>Can-Am ProMount Steel 66" (168 cm) Plow Kit</b>	Commander, Commander MAX, Maverick Trail, Maverick Sport, Maverick Sport MAX	<ul style="list-style-type: none"> <li>715007775 · Black</li> <li>715008174 · Yellow</li> </ul>
<b>Can-Am ProMount Steel 72" (183 cm) Plow Kit</b>	Commander, Commander MAX, Maverick Trail, Maverick Sport, Maverick Sport MAX	<ul style="list-style-type: none"> <li>715007777 · Black</li> <li>715008173 · Yellow</li> </ul>



- These kits include:
  - Can-Am ProMount Steel Blade
  - Push Frame with Quick-Attach System
  - Can-Am ProMount Mounting Plate

### Can-Am ProMount Steel Blades

<b>Can-Am ProMount Steel 66" (168 cm) Blade</b>	Fits ProMount Push Frame	<ul style="list-style-type: none"> <li>715006337 · Black</li> </ul>
	<ul style="list-style-type: none"> <li>• Plow blade made from 12-gauge steel.</li> <li>• Replaceable wear blade.</li> <li>• Large pin designed for easy blade rotation to eliminate snow buildup at pivot point.</li> <li>• Blade design provides best snow roll-off at any angle.</li> </ul>	<ul style="list-style-type: none"> <li>• Clears 60" (152 cm) when plow is fully angled.</li> <li>• Blade height of 17" (43 cm).</li> <li>• Compatible with Can-Am ProMount Blade accessories to further enhance plow versatility.</li> <li>• Not compatible with S3 High Clearance Front A-Arm.</li> </ul>
<b>Can-Am ProMount Steel 72" (183 cm) Blade</b>	Fits ProMount Push Frame	<ul style="list-style-type: none"> <li>715004474 · Black</li> <li>715006021 · Yellow</li> </ul>
	<ul style="list-style-type: none"> <li>• Plow blade made from 12-gauge steel.</li> <li>• Replaceable wear blade.</li> <li>• Large pin designed for easy blade rotation to eliminate snow buildup at pivot point.</li> <li>• Blade design provides best snow roll-off at any angle.</li> </ul>	<ul style="list-style-type: none"> <li>• Clears 66" (168 cm) when plow is fully angled.</li> <li>• Blade height of 17" (43 cm).</li> <li>• Compatible with Can-Am ProMount Blade accessories to further enhance plow versatility.</li> <li>• Not compatible with S3 High Clearance Front A-Arm.</li> </ul>



## Can-Am ProMount Angle Plows

<b>Can-Am ProMount 66" (168 cm) Steel Oneway State Blade</b>	Fits ProMount Push Frame	<b>715007263</b>
<b>Can-Am ProMount 72" (183 cm) Steel Oneway State Blade</b>	Fits ProMount Push Frame	<b>715007264</b>



- Make the job easier with the right tools, clear long alleys and make the task easier by sending the snow further out of the way.
- Wing end of plow measures 26" (67 cm) high and tapers down to 16" (41 cm).
- One-way "winged" state plow designed to throw snow higher.
- Rubber Flap (715007299) designed to keep snow away from the driver is offered as accessory (sold separately).
- Can-Am branded.

## Can-Am ProMount Flex2 Plow Kit

<b>Can-Am ProMount Flex2 66" (168 cm) Plow Kit</b>	Commander, Commander MAX, Maverick Trail, Maverick Sport, Maverick Sport MAX	<b>715007774</b>
<b>Can-Am ProMount Flex2 72" (183 cm) Plow Kit</b>	Commander, Commander MAX, Maverick Trail, Maverick Sport, Maverick Sport MAX	<b>715007776</b>



- These kits include:
  - Can-Am ProMount Flex2 Blade
  - Push Frame with Quick-Attach System
  - Can-Am ProMount Mounting Plate

## Can-Am ProMount Flex2 Blades

<b>Can-Am ProMount Flex2 66" (168 cm) Blade</b>	Fits ProMount Push Frame	<b>715006265</b>
---	--------------------------	------------------



- Plow blade made of UHMWPE, flexible and impact absorbing material prevents damaging your plow when accidental impact occurs.
- Replaceable wear blade.
- Large pin designed for easy blade rotation to eliminate snow buildup at pivot point.
- Blade design provides best snow roll-off at any angle.
- Clears 60" (152 cm) when plow is fully angled.
- Blade height of 17" (43 cm).
- Compatible with Can-Am ProMount Blade accessories to further enhance plow versatility.

<b>Can-Am ProMount Flex2 72" (183 cm) Blade</b>	Fits ProMount Push Frame	<b>715004485</b>
---	--------------------------	------------------



- Plow blade made of UHMWPE, flexible and impact absorbing material prevents damaging your plow when accidental impact occurs.
- Replaceable wear blade.
- Large pin designed for easy blade rotation to eliminate snow buildup at pivot point.
- Blade design provides best snow roll-off at any angle.
- Clears 66" (168 cm) when plow is fully angled.
- Blade height of 17" (43 cm).
- Compatible with Can-Am ProMount Blade accessories to further enhance plow versatility.

## Can-Am ProMount Plow Accessories

<b>Can-Am ProMount Edge Markers</b>	Commander, Commander MAX, Maverick Trail, Maverick Sport, Maverick Sport MAX	<b>715004206</b>
-------------------------------------	--	------------------



- Help locate the edges of your plow.
- Height: 24" (60 cm).
- Sold in pairs.
- Recommended for Maverick Trail and Maverick Sport.
- Compatible with Can-Am ProMount Steel and Flex2 blades with or without Blade Extensions (except for the Can-Am ProMount Steel 54" (137 cm) Blades).

<b>Can-Am ProMount 66" (168 cm) Plastic Wear Blade</b>	Maverick Trail, Maverick Sport, Maverick Sport MAX	<b>715004482</b>
<b>Can-Am ProMount 72" (183 cm) Plastic Wear Blade</b>	Commander, Commander MAX, Maverick Trail, Maverick Sport, Maverick Sport MAX	<b>715004483</b>



- Ideal to prevent leaving marks on your driveway.
- Compatible with Can-Am ProMount 72" (183 cm) Blades.

<b>Can-Am ProMount Drift Cutters</b>	Commander, Commander MAX, Maverick Trail, Maverick Sport, Maverick Sport MAX	<b>715006258</b>
--------------------------------------	--	------------------



- Help keep snow in the plow.
- Dimensions: 17" x 13" (43.2 cm x 33 cm).
- Sold in pairs.
- Compatible with Can-Am ProMount Steel and Flex2 blades with or without Blade Extensions (except for the Can-Am ProMount Steel 54" (137 cm) Blades).

<b>Can-Am ProMount Blade Extensions</b>	Commander, Commander MAX, Maverick Trail, Maverick Sport, Maverick Sport MAX	<b>715004205</b> · Black <b>715005319</b> · Yellow
---	--	---



- These conveniently extend your Can-Am ProMount Blade.
- Add 3" (8 cm) each side.
- Compatible with Can-Am ProMount Blades (except for the Can-Am ProMount Steel 54" (137 cm) Blades).
- Longer Wear Blade can be installed to go over the extra length given by the extensions.

<b>Back Drag Blade</b> <i>(Not illustrated)</i>	ProMount Plows (60" and more)	<b>715007794</b>
--	-------------------------------	------------------

- ¼-in. thick steel swivel scraper.
- Lifts up when the vehicle is moving forward so as to not affect the scraping.
- Increased capacity to pull snow.
- More aggressive scraping in reverse mode.
- Lifts the scraper off the ground so that it scrapes evenly.
- Adjustable in length for compatibility with 60", 66" and 72" blades.
- Compatible with ProMount blades (Flex and Steel).

<b>Curved Wear Blade</b> <i>(Not illustrated)</i>	Commander, Commander MAX, Maverick Trail, Maverick Sport, Maverick Sport MAX	<b>715007792</b> · 66" (168 cm) <b>715007793</b> · 72" (183 cm)
--	--	--

- Wear blade designed with a folded back bottom lip.
- The increased surface allows for less digging while plowing uneven surfaces.
- Ideal for snow covered gravel, grass, paver stone and other soft surfaces.

## Can-Am Promount Custom Solutions

<b>Can-Am ProMount Push Frame with Quick-Attach System</b>	Commander, Commander MAX, Maverick Trail, Maverick Sport, Maverick Sport MAX	<b>715007752</b>
--	--	------------------



- Heavy-duty steel tubes designed to withstand the roughest use.
- Mid-mount carriage provides ultimate push strength and traction.
- Allows 16" (41 cm) of plow lift on ATVs and 14" (36 cm) on Maverick Trail.
- Features a self aligning quick-attach system, an easy foot release pedal and an ergonomic handle for plow angle adjustment.

<b>Can-Am ProMount Push Frame Extension</b>	Commander, Commander MAX, Maverick Trail, Maverick Sport, Maverick Sport MAX	<b>715006257</b>
---	--	------------------



- 12" (30 cm) push frame extension required when plow is installed with Apache Track systems.

<b>Plow Roller Fairlead</b>	Commander, Commander MAX, Maverick Trail, Maverick Sport, Maverick Sport MAX	<b>715001223</b> • Cylindrical Roller Fairlead
-----------------------------	--	---



- Larger diameter lower roller reduces wear on wire rope for plow application.
- Can be used with all ProMount plows.

### Can-Am ProMount Plow Angling System

Commander, Commander MAX, Maverick Trail, Maverick Sport, Maverick Sport MAX

**715009657**



- Converts your plow system into an easy-to-control unit from the driver's seat.
- Using one hand to control all plow motions will allow you to easily concentrate and manage your plowing tasks.
- Not compatible with Apache Backcountry LT Track System.
- Can-Am ProMount Push Frame (715007752) is required.
- Push Frame Extension (715006257) is required for installation with the Front Rancher Bumper.
- Winch and plow sold separately.

### ProMount Plow Limit Switch

*(Not illustrated)*

Commander, Commander MAX, Maverick Trail, Maverick Sport, Maverick Sport MAX

**715006259**

- For controlling the cable tension when over-raising your plow system.
- Prevents winch, plow push frame and vehicle damage.
- Sensor relocated for optimal lift height.

### Can-Am ProMount Mounting Plate

Commander, Commander MAX, Maverick Trail, Maverick Sport, Maverick Sport MAX

**715007742**



- Required to install the Can-Am ProMount Push Frame with Quick-Attach System.
- Mounting plate precision-designed to stay on year round without compromising ground clearance.
- Plow Roller Fairlead included.

## COVERS

### Trailer Cover

Commander

**715006817**

Commander MAX

**715007108**

Maverick Trail, Maverick Sport

**715003706**



- Weather-resistant trilinger cover protects your vehicle during storage and transportation.
- Heavy-duty canvas made of UV-resistant solution-dyed polyester.
- Inner soft liner protects windshield.
- All high-abrasion areas are reinforced with a double canvas layer.
- Opening for fuel cap.
- Quick and easy installation.
- Designed to perfectly fit your vehicle with or without Can-Am accessories except with Adventure Roof Rack and track kits.



---

# PARTS AND MAINTENANCE

---

Keep an Eye on These Parts	57
XPS Tires	58
XPS Oil & Oil Change Kits	
Maintenance Products	59



# BLENDING PERFORMANCE AND SAFETY

A Can-Am off-road vehicle, possibly a UTV or side-by-side, is shown driving on a dirt trail. The vehicle is dark green and black, with large, knobby tires. Three riders are visible inside the vehicle, wearing helmets and goggles. The background shows a dirt trail winding through a wooded area with trees and bushes. Other vehicles, including a motorcycle and another off-road vehicle, are visible in the distance, kicking up dust.

Trust genuine Can-Am parts to keep your vehicle performing at its best.

**ONE-YEAR WARRANTY\***

Precisely engineered. Rigorously tested. Factory approved.

\*Covers parts and labor when fitted at an authorized dealer.



# CAN-AM MAVERICK SPORT, MAVERICK TRAIL AND COMMANDER



To make sure your Maverick Sport, Trail or Commander performs as you expect, **keep an eye on these components:**\*\*

## **OIL FILTER** 420256188

### **ENGINE OIL\***

**4T 10W-50 Synthetic Oil**  
1 quart / 946 ml 9779234  
1 US gallon / 3.785 L 9779235

**4T 0W-40 Synthetic Oil**  
1 quart / 946 ml 9779139  
1 US gallon / 3.785 L 9779140

**4T 5W-40 Full Synthetic Oil**  
1 quart / 946 ml 9779492  
1 US gallon / 3.785 L 9779493

### **OIL CHANGE KIT\***

**5W-40 Full Synthetic**  
500 cc or more V-twin engine 9779488

**5W-40 Full Synthetic**  
ACE 650 cc Single Cylinder 9779480

**0W-40 Synthetic Oil**  
500 cc or more V-twin engine 9779259

**0W-40 Full Synthetic**  
ACE 650 cc Single Cylinder 9779481

**10W-50 Synthetic Oil**  
500 cc or more V-twin engine 9779252

### **EMISSION CONTROL**

**Fuel tank vent breather filter**  
(non EVAP models) 709001120

**Canister vent pre-filter**  
(CARB and EVAP models) 513034047

## **AIR FILTER**

**Performance Air Filter**  
by Twin Air† 715002895

**Maverick Trail & Sport**  
(700 cc & 1000 cc) 715900394

**Maverick Trail & Sport**  
(1000R) 715900422

**Commander**  
(700 cc & 1000 cc) 715900394

**Commander 1000R** 715900422

### **CVT AIR FILTER**

Except X mr 706600417

### **DRIVE BELT**

**Maverick Trail 700** 422280225

**Maverick Trail / Sport 1000** 422280656

**Commander 700** 422280225

**Commander 2021+ 1000 cc** 422280656

**Performance (Upgrade):**  
see Reference Chart for upgrade

### **BRAKE PAD KITS**

**Front brake pads**  
(4 pads + hardware) 703501198

**Rear brake pads**  
(4 pads + hardware) 703501199

## **CV BOOT KITS**

**Maverick Sport, Commander (ABS, X xc,  
X mr, X rc models only)**  
Front Wheel Side 705401354

**Maverick Sport (no ABS),  
Maverick Trail**  
Front Wheel Side 705401345  
Front Differential Side 705401355  
Rear 705501864

**WHEEL BEARINGS** 293350150

**A-ARM BUSHING KIT** 703500875

### **BALL JOINTS**

Upper 706203084

Lower 706202045

**SPARK PLUG** 715900637

**Maverick Trail 700** 715900785

**Maverick Trail & Sport 1000** 715900642

**Maverick Trail & Sport 1000R** 715900244

**Commander 700** 715900785

**Commander 1000R** 715900244

### **BATTERY**

18 Amps. Wet (YTX20L-BS) 296000444

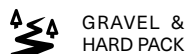
30 AH Battery Upgrade 515176151

\* For Europe, please check correspondent PNs on page 56.

\*\*Refer to periodic maintenance chart for proper intervals.

# XPS TIRES

## SHOP BY USAGE



### XPS Trail Force



- All-terrain radial tire.
- 8-ply rated construction.
- Versatile and suitable for many types of terrain.
- Aggressive tread pattern for better traction on dirt, mud and rocky terrains.
- Tread depth: 20 mm (0.78").

**705403026** · 26X8R14  
**705503322** · 26X10R14  
**705402754** · 27X9R14  
**705503103** · 27X11R14

### XPS Trail King



- All-terrain radial tire.
- 8-ply rated construction.
- Aggressive tread pattern for tougher terrains.
- An almost continuous center tread offers a smoother trail ride.
- Tread depth: 26 mm (1.02").

**705402713** · 26X8R12\*  
**705503073** · 26X10R12\*  
**705403081** · 27X9R14  
'6 ply rating  
**705503355** · 27X11R14  
**705402825** · 28X9R14  
**705503181** · 28X11R14

### XPS Trail King 2



- All-terrain radial tire.
- 6-ply rated construction.
- Tire excels in various terrains from loose to hard packed.
- Non directional tread pattern with optimized construction providing precision handling ensuring maximum grip and low rolling resistance
- Tread depth: 20 mm (0.78").

**705403398** · 26X8R14  
**705503518** · 26X10R14  
**705403397** · 27X8R14  
**705503517** · 27X10R14

### XPS Trac Force



- All-terrain light truck style radial tire.
- 8-ply rated construction.
- Central tread for good grip and comfort on compact terrain.
- Tread depth: 18 mm (0.71").

**705403080** · 30X9R14  
**705403369** · 30X9R15  
**705503354** · 30X10R14  
**705403586** · 30X10R14 UT\*  
'6 ply rating  
**705403370** · 30X10R15  
**705403416** · 32X10R16 UT\*  
**705403587** · 32X10R15 UT\*

### XPS Hammer Force



- Light truck-inspired tire.
- 8-ply rated construction.
- Rock-crawling tread pattern with unique contact patch.
- Aggressive sidewall for maximum traction when faced with technical terrains.
- Tread depth: 15 mm (0.59").

**705402918** · 30X10R15

### XPS Swamp Force



- Hybrid radial tire for mud and trail.
- 8-ply rated construction.
- Unique tread pattern allowing good grip in mud and mud ejection.
- Center tread provides for comfortable trail riding.
- Tread depth: 36-38 mm (1.41"-1.49").

**705403201** · 30X9R14  
**705503387** · 30X11R14

### XPS Swamp King



- Bias tires for mud and trail.
- 6-ply rated construction.
- Ultimate performance in mud without sacrificing good trail handling.
- Tread depth: 38 mm (1.49").

**705403028** · 28X8X14  
**705503324** · 28X10X14

### XPS Swamp King XL




- Bias ply for mud and trail
- 6-ply rated construction.
- Our best performing mud tire that does not compromise your trail riding
- Deep V grooved Lugs with extended shoulder tread for max traction in deep ruts that also help eject mud faster.
- Tread depth: 38 mm (1.49") center, max depth 52 mm (2.05").


**705503687** · 30X9X14  
**705403381** · 30X10X14




# LUBRICANT & OIL CHANGE KIT

## Lubricant


	<b>9779234</b> (US) · 1 qt / 946 ml <b>9779240</b> (Europe) · 1 qt / 946 ml	<b>9779235</b> · 1 US gal / 3.785 L
	<ul style="list-style-type: none"> <li>Engineered for heavy-duty and high-performance 4-stroke engines, including turbocharged, supercharged and racing engines.</li> <li>Formulated using carefully selected and strenuously tested base stocks and custom additives.</li> <li>Offers thick film strength to protect bearings, and a proven high-temp detergency to minimize deposits, prevent shear, provide thermal stability, and combat fuel dilution to ensure maximum performance from your engine.</li> </ul>	

	<b>9779139</b> (US) · 1 qt / 946 ml <b>9779286</b> (Europe) · 1 qt / 946 ml	<b>9779140</b> (US) · 1 US gal / 3.785 L <b>9779287</b> (Europe) · 1 US gal / 3.785 L
	<ul style="list-style-type: none"> <li>Powersport formula with premium anti-wear and anti-corrosion additives.</li> <li>The best choice for high-performance snowmobile, ATV and SXS 4-stroke engines used in cold weather.</li> <li>Provides superior engine and transmission protection against heat, rust and corrosion.</li> <li>Delivers optimal performance in high and low temperatures.</li> </ul>	

	<b>9779492</b> (US) · 1 qt / 946 ml <b>9779900</b> (Europe) · 1 qt / 946 ml	<b>9779493</b> (US) · 1 US gal / 3.785 L <b>9779901</b> (Europe) · 1 US gal / 3.785 L
	<ul style="list-style-type: none"> <li>Off-road formula with premium anti-wear and anti-corrosion additives.</li> <li>Designed for high-performance off-road, on-road and PWC 4-stroke engines, including turbo or supercharged powersports engines.</li> <li>Provides superior engine and transmission protection against rust and corrosion, even in extreme conditions.</li> </ul>	

## Oil Change Kit

### Engine Oil Change Kit

Engine Oil Change Kit	Models
 <ul style="list-style-type: none"> <li>Ultra-convenient "all-in-one" Engine Oil Change Kit saves time and money.</li> <li>Includes XPS Synthetic or Synthetic Blend Oil, oil filter, O-rings and washer.</li> </ul>	5W-40 Synthetic Oil / 450 cc or less <b>9779487</b> (US) <b>9779954</b> (Europe)
	0W-40 Synthetic Oil / 450 cc or less <b>9779257</b> (US) <b>9779409</b> (Europe)
	5W-40 Synthetic Oil / 500 cc or more V-twin engine <b>9779488</b> (US) <b>9779953</b> (Europe)
	0W-40 Synthetic Oil / 500 cc or more V-twin engine <b>9779259</b> (US) <b>9779406</b> (Europe)
	10W-50 Synthetic Oil / 500 cc or more V-twin engine <b>9779252</b> (US) <b>9779401</b> (Europe)
	0W-40 Synthetic Oil / 650 ACE <b>9779481</b> (US) <b>9779417</b> (Europe)
	5W-40 Synthetic Blend Oil / 650 ACE <b>9779480</b> (US) <b>9779952</b> (Europe)
	5W-40 Synthetic Oil / 900 ACE <b>9779489</b> (US) <b>9779955</b> (Europe)
	10W-50 Synthetic Oil / 900 ACE <b>9779261</b> (US) <b>9779411</b> (Europe)
	5W-40 Synthetic Oil / 999T <b>9779500</b> (US) <b>9779959</b> (Europe)
	10W-50 Synthetic Oil / 999T <b>9779501</b> (US) <b>9779960</b> (Europe)

# MAINTENANCE PRODUCTS

## Synthetic Gear Oil

75W-90

9779158 · 1 qt / 946 ml

75W-140

9779160 · 1 qt / 946 ml



- Uses custom additives to provide the best performance in Visco-Lok™ and Smart-Lok™ differentials.
- Allows higher loads, superior shear stability and reduced oxidation.
- Exceptional wear protection and superior performance at all operating temperatures.

## XPS Synthetic Dct Fluid

(Not illustrated)

9779710 · 1 qt / 946 ml



- Meets or exceeds API GL-4 industry specifications.
- Formulated for dual clutch system.
- Enhanced cooling capabilities for optimal clutch functionality.
- Anti foaming agents for smooth hydraulic function.

## Extended Life Pre-Mixed Coolant

9779150 · 1 qt / 946 ml



- Antifreeze/coolant contains the correct dilution and the necessary additives to prevent corrosion and inhibit cavitation in BRP cooling systems.
- Long-life, 5-year formula specially formulated for BRP vehicles.
- Superior heat transfer.
- Ideal replacement for vehicles that normally use a 2-year antifreeze/coolant (green).
- 5 years (orange).

## Anti-Corrosive Lubricant

9779701 · 120 oz / 340 g



- Multipurpose lubricant that can also be used to prevent rust, corrosion and moisture intrusion.
- It contains extreme pressure additives that work as an all-around lubricant for just about anywhere lubrication is needed.

## Extreme Duty Suspension Grease

9779708 · 14 oz / 400 g



- Designed to work specifically with the components found in Can-Am vehicle suspensions.
- It is highly stable and offers optimal lubrication at both extreme cold and high temperatures while protecting suspension components from dirt and moisture, as well as corrosion under extreme washout conditions.

## XPS Spline Grease

(Not illustrated)

9779704 · 4 oz / 115 g

- Enhanced rust and corrosion resistance.
- Protects against seizure, heat-freeze, galling, rust and corrosion.

## DOT 4 Brake Fluid

9779151 · 12 fl. oz. / 355 ml



- Meets or exceeds all DOT3 and DOT4 brake fluid requirements.
- High-temperature formula resists fade and also conditions seals and O-rings in braking system.

---

**Racing Brake Fluid RS600****9779152** · 12 fl. oz. / 355 ml

---



- Exceeds DOT4 brake fluid requirements for extreme conditions and competition use.
- Extreme, 579-degree boiling point temperature is ideal for high-demand competition conditions to combat brake fade.
- Will not harm seals or braking system components.
- Should be added only to a clean/unfilled system to avoid dilution and diminished performance.
- Low-moisture formula slows water vapor absorption through multiple heat cycles.
- Recommended for use in Ski-Doo and Can-Am racing applications.

---

**Fuel Stabilizer****9779171** · 8 fl. oz. / 236 ml

---



- Ethanol-compatible and will stabilize fuel in your tank to keep it from breaking down and causing hard starting, throttle hesitation and poor run quality.
  - Since ethanol attracts moisture, this product contains powerful anti-corrosion additives to protect fuel system components.
  - Prevents problems associated with E10 fuels.
-





# BRP REIMAGINES THE WAY YOU ACCESS YOUR WORLD

Can-Am is one of many success stories from BRP, the global company behind some of the most daringly innovative products and experiences that move you. Because it's not about the destination, it's about the journey — yours.

Discover our brands:

**ski-doo** **LYNX** **SEA-DOO** **can-am** **ROTAX** **ALUMACraft** **MANITOU** **QUINTREX**

[www.brp.com](http://www.brp.com)







CANAMOFFROAD.COM

A BRP BRAND

